

*Ford*

THE UNIVERSAL CAR

WHOLESALE  
PRICE LIST OF PARTS

MODEL T

Effective April 1, 1926

*Ford Motor Company*  
Detroit, Michigan

# Ford Motor Company

## FORD FACTORIES AND BRANCHES

Ford Factory, Detroit—*Parent Plant*  
Ford Factory, Ford, Ontario, Canada  
Ford Factory, Manchester, England

## AMERICAN WHOLESALE BRANCHES

Atlanta	Cleveland	Fargo	Los Angeles	Oklahoma City	St. Paul
Buffalo	Columbus	Houston	Louisville	Omaha	Salt Lake City
Cambridge	Dallas	Indianapolis	Memphis	Philadelphia	San Francisco
Charlotte	Denver	Jacksonville	Milwaukee	Pittsburgh	Seattle
Chicago	Des Moines	Kansas City, Mo.	New Orleans	Portland	Washington
Cincinnati	Detroit	Kearny, N. J.	Norfolk	St. Louis	

---

## Instructions for Ordering Parts

- 1—Order all parts through the Authorized Ford Dealer.
- 2—Always give Catalog Number and Name of each part ordered.
- 3—Specify whether shipments are to be made by freight, express or parcel post.
- 4—Remittance by Draft or Money Order must accompany all parts orders placed for shipment from the Ford Branch.

---

Prices subject to change without notice.

Note:—Part numbers covering parts used at present in the production of cars are printed in bold face type. All other Parts Numbers are printed in light face type.

---

## Telegraph Code

We list below a brief General Code covering miscellaneous instructions relative to the shipment of parts.

**Toperig**—Ship to me (us) by express.

**Toperkleur**—Ship by express to —

**Topersteen**—Ship to me (us) by freight.

**Toper**—Ship to me (us) by parcel post.

**Topfton**—When and how did you ship parts called for in my (our) telegram of —

**Topflutch**—When and how will you ship parts called for in my (our) telegram of —

**Topwasser**—When and how will you ship parts called for in my (our) letter of —

# INDEX


Ammeter.....	37	Starter Drive.....	37
Axle (Front).....	7	Starter Parts.....	38
Axle (Rear).....	5	Starting Crank.....	25
Drive Shaft.....	6	Starting Motor and Parts.....	38
Universal Joint.....	6	Steering Gear.....	21
Battery Bracket and Parts.....	39	Steering Gear and Gear Case.....	21
Battery (Ford).....	40	Steering Gear Brackets.....	22
Body Parts.....	23	Steering Gear Throttle and Spark Rods.....	22
Body Brackets.....	23	Steering Gear Tubing and Post.....	22
Dash.....	23	Switch.....	35
Floor Boards.....	23	Tops.....	47
License Brackets.....	24	Tools (Repair).....	42
Carburetor.....	30	Tools (Repair)—Truck.....	42
Ford Carburetor (Model "N. H.").....	30	Roadster—1922-25.....	49
Ford Carburetor Parts (Model "G").....	31	Roadster—1915-22.....	48
Kingston Carburetor (Model "L-4").....	30	Roadster—1926.....	49
Kingston Carburetor Parts (Model "L-2").....	32	Touring—1915-22.....	47
Carburetor Attachments.....	32	Touring—1922-25.....	47
Coil (Ford Spark).....	35	Touring—1926.....	48
Cotter Pins.....	42	Transmission.....	18
Fenders.....	33	Transmission Control.....	19
Fenders.....	33	Transmission Cover.....	19
Fender Bolts, Nuts and Brackets.....	33	Clutch Release.....	19
Fender Irons.....	33	Hand Brake.....	21
Frame.....	10	Pedals and Controller Shaft.....	20
Gasoline Tank.....	11	Transmission Bands.....	19
Generator and Parts.....	38	Truck Parts.....	50
Hood.....	28	Axle (Rear).....	50
Horn (Electric).....	43	Brake Parts.....	52
Lamps (Electric Head).....	43	Drive Shaft.....	51
Lamps (Side and Tail).....	44	Frame.....	54
Magneto and Fly Wheel.....	17	Radius Rod.....	52
Motor.....	12	Spring (Front).....	53
Commutator.....	16	Spring (Rear).....	52
Crank Case and Cylinder Valve Cover.....	15	Transmission Control.....	54
Crank Shaft and Cam Shaft.....	13	Wheels.....	53
Cylinder.....	12	Worm.....	51
Piston and Connecting Rod.....	13	Wheels.....	8
Valves, Push Rods, Exhaust and Inlet Manifold.....	14	Clincher.....	8
Muffler.....	28	Demountable.....	8
Radiator Fan.....	27	Demountable—Balloon.....	8
Radiator—Thermo Syphon.....	27	Hubs and Parts.....	9
Running Board and Shields.....	34	Rim and Rim Carrier.....	10
Running Board—Truck.....	35	Windshields.....	45
Spark Plugs.....	40	Touring and Roadster—1915-22.....	45
Specialties (Ford).....	43	Touring and Roadster—1922-25.....	46
Springs.....	24	Touring and Roadster—1926.....	46
Spring (Front).....	24	Wiring.....	37
Spring (Rear).....	25		

# Wholesale Price List of Parts

FORD MODEL T 1909-1926

EFFECTIVE APRIL 1, 1926


Part No.	Name of Part	Year	LIST PRICE			Each	Fac. No.	No. Req. per Car
			Lots of 10 per lot	Lots of 100 per lot	Lots of 1000 per lot			



## REAR AXLE

2500	Rear axle assembly	1909-25				\$55 00	95E	1
2500B	Rear axle assembly	1926				55 00	95B	1
2501	Axle housing—right	1915-25	\$80 00			9 00	7635AR	1
2501B	Rear axle housing assembly—R.	1926				9 00	7635D	1
2502	Axle housing—left	1915-25	80 00			9 00	7636AR	1
2502B	Rear axle housing assembly—L.	1926				9 00	7636D	1
2503E	Axle housing bolt	1913-26	15	\$ 1 00	\$ 6 00	03	2854	7
2503F	Axle housing bolt nut	1909-26	15	1 00	6 00	02	44	7
2504	Rear axle case gasket	1919-26	15	1 00	8 00	03	139	1
2505	Axle shaft	1912-26	14 00	135 00		1 50	2818	2
2506	Axle shaft washer	1909-26	10	75	5 00	02	39	1
2507	Axle shaft nut	1909-26	40	3 50	30 00	05	242	2
2508	Axle shaft R. B.	1909-26	6 00	55 00		65	253	4
2509	Axle shaft R. B. sleeve—R.	1909-26	1 40	13 50		15	170	2
2509B	Axle shaft R. B. sleeve—L.	1909-26	1 40	13 50		15	161	2
2510	Axle housing cap	1909-19	25	2 00		05	56AR	2
2510 1/2	Axle housing cap	1919-26	20	1 80	17 00	05	56B	2
2510A	Axle outer roller bearing steel washer	1909-26	15	1 00	7 50	02	199B	2
2510B	Axle outer roller bearing felt washer	1909-26	40	3 00	27 50	05	54	2
2511	Rear axle oil retainer	1926				15	198A	1
2512C	Diff. case—left	1914-26	14 00			1 50	84	1
2513C	Diff. case—right	1914-26	8 00			90	81	1
2514B	Diff. case stud	1915-21	35	3 00		05	52RB	3
2514C	Diff. case bolt	1922-26	35	3 00	27 50	05	52C	3
2515	Diff. case stud nut	1909-26	15	1 25	10 00	02	8	3
2518	Diff. drive gear	1909-26	24 00			2 50	12B	1
2519	Diff. drive gear screw	1909-26	20	1 75		0 03	103	10
2519A	Diff. gear lock ring	1909-26	15	1 00		02	118	2
2520B	Diff. gear	1909-26	9 50			1 00	13B	2
2521B	Diff. gear key	1911-26	40	3 50	30 00	05	137	2
2524C	Diff. pinion	1915-26	3 25			35	14D	3
2526B	Diff. spider	1909-26				75	15D	1

Part No.	Name of Part	Year	LIST PRICE			Each	Fac. No.	No. Req. per Car
			Lots of 10 per lot	Lots of 100 per lot	Lots of 1000 per lot			
<b>REAR AXLE—Continued</b>								
2528	Diff. thrust washer	1909-26	\$ 1 20			\$0 20	30	..... 2
2529	Diff. thrust plate	1909-26	1 25	\$ 11 00	\$100 00	15	31	..... 4
2531B	Diff. thrust plate pin	1917-26	10	75	5 00	02	7640	..... 6
2532	Diff. housing oil plug	1909-26		4 00		05	817	..... 1
2545	Rear axle grease cup	1909-26	60	5 00		10	76A2	..... 1
2547	Rear radius rod—right	1909-25	10 00			1 25	152	..... 1
2547B	Rear radius rod—left	1909-25	10 00			1 25	158	..... 1
2547C	Rear radius rod assy.—R.	1926	10 00			1 25	152B	..... 1
2547D	Rear radius rod assy.—L.	1926	10 00			1 25	158B	..... 1
2548	Radius rod nut	1909-26	35	3 00	25 00	05	77	..... 2
2549	Radius rod lock nut	1909-26	35	3 00	20 00	05	78	..... 2
2550	Radius rod lock washer	1909-26	15	1 00	7 50	02	2823	..... 2
2551	Radius rod bolt	1909-26	35	3 00	27 00	05	83	..... 4
2551B	Radius rod bolt nut	1909-26		2 50	20 00	03	60	..... 4
2557	Hub cam shaft—right	1909-25	75	7 00		10	92B	..... 1
2557B	Hub cam shaft—R.	1926				50	92C	..... 1
2558	Hub cam shaft—left	1909-25	75	7 00		10	61B	..... 1
2558B	Hub brake cam—L.	1926				50	61C	..... 1
2559	Hub brake cam bushing	1909-26	30	2 50		05	173AR	..... 2
2559B	Hub brake cam bushing	1926				10	173B	..... 2
2560	Rear axle brake housing cover assy.—R.	1926				40	148	..... 1
2561	Rear axle brake housing cover assy.—L.	1926				40	149	..... 1
2562	Cam shaft lever	1909-25				10	62	..... 2
2562B	Hub brake cam lever	1926				10	62B	..... 2
2563	Cam shaft lever pin	1909-25	05	30	2 00	01	7	..... 4
2563B	Hub brake cam lever pin	1926	Order 3405					
2564	Lever clevis pin	1909-26	20	1 50		02	65	..... 4
2566	Hub brake shoe	1909-25	3 20	30 00		35	2814	..... 2
2566B	Hub brake band assy.	1926				1 50	2833	..... 2
2566D	Hub brake band lining	1926	3 50			40	51	..... 2
2567	Brake shoe support bolt	1909-25	45	4 00		05	59	..... 2
2568	Brake shoe support nut	1909-25	Order 2551B					
2570B	Brake shoe coil spring	1913-25	15	1 00		02	2862	..... 4
2570C	Hub brake band spring	1926				10	2862B	..... 2



**UNIVERSAL JOINT**


2571	Universal joint assembly	1909-26	14 00			1 50	151B	..... 1
2572	Joint knuckle (male)	1909-26				50	45B	..... 1
2573	Joint knuckle (female)	1909-26				60	46B	..... 1
2574	Joint knuckle pin	1909-26	08	50		01	6	..... 1
2575	Joint ring, complete	1909-26	4 00			50	49B	..... 1
2576	Joint ring rivets	1914-26	10	50 (per set 4)		05	50	..... 4
2577B	Univ. joint housing	1914-26				1 00	7609	..... 1
2578	Joint housing plug	1909-26	30	2 50		05	75	..... 2
2579	Ball joint grease cup	1909-26	1 20	10 00		15	195	..... 1
2580	Ball cap gasket	1909-26	30	2 50	20 00	05	1518	..... 1

**DRIVE SHAFT**

2581	Drive shaft housing front bushing	1909-26				30	69	..... 1
2582	D. S. tubing	1911-26	70 00			7 50	153B	..... 1
2583B	D. S. bearing housing	1920-26				1 40	191C	..... 1
2584B	D. S. R. B. cap screw	1912-26	0 35	3 00	25 00	05	183B	..... 6
2584C	D. S. R. B. stud nut	1912-21	25	2 00		03	184R	..... 6
2584D	D. S. R. B. cap screw lock washer	1912-26		30		05	157	..... 6
2586	D. S. R. B. housing set screw	1911-21	45	4 00		05	101R	..... 1
2587	D. S. roller bearing	1911-26	5 00			60	108	..... 1
2588	D. S. R. B. distance plate	1911-21	15	1 00		05	106R	..... 1
2589	D. S. ball race	1911-21				25	186R	..... 1
2589B	D. S. ball bearing assy.	1911-21				90	185AR	..... 1
2590	D. S. ball retainer	1911-21	20			03	190AR	..... 1

††When ordered to replace malleable type housing also order 2-2591 and 1-2591B.

Part No.	Name of Part	Year	LIST PRICE			Fac. No.	No. Req. per Car
			Lots of 10 per lot	Lots of 100 per lot	Lots of 1000 per lot		



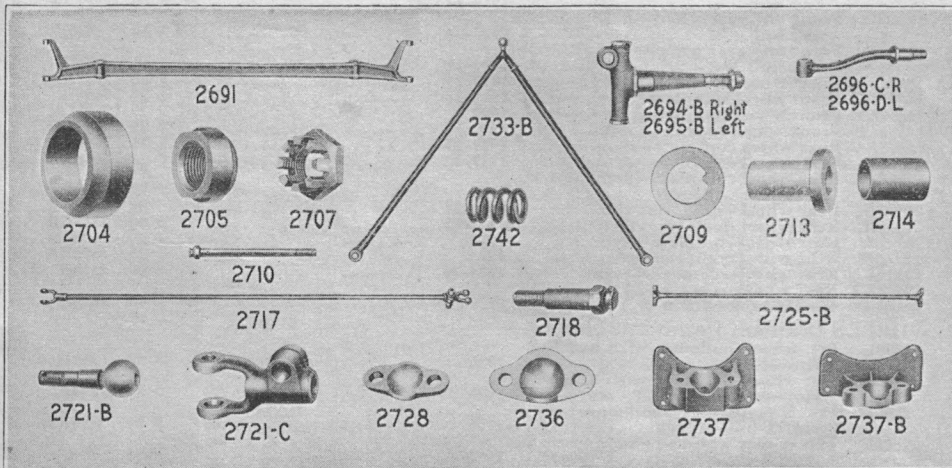
REAR AXLE—Continued

DRIVE SHAFT—Continued

2591...	D. S. ball thrust collar	1911-26	\$ 1 50		\$ 20	188	2
2591B...	D. S. thrust ball and retainer assy.	1920-26	1 50	\$ 14 00	20	162	1
2592...	D. S. ball bearing	1911-21	Order 2811				
2593...	D. S. R. B. sleeve	1911-21			1 50	107R	1
2595B...	D. S. only	1911-26	27 00		3 00	87D	1
2596...	D. S. sleeve	1911-26	4 00		50	163B	1
2597B...	D. S. pinion	1911-26	11 00		1 25	16C	1
2597C...	D. S. pinion	1911-26	11 00		1 25	16D	1
2598...	D. S. castle nut	1911-26	70	6 00	08	124	1
2598B...	D. S. pinion key	1911-26	40	3 00	\$ 27 50	05	57B

FRONT AXLE

2691...	Front axle only	1909-26			9 00	202B	1
2694B...	Spindle body—right	1911-25	14 00		1 50	280	1
2694C...	Spindle body—R.	1926			1 50	280B	1
2695B...	Spindle Body—left	1911-25	14 00		1 50	281	1
2695C...	Spindle body—L.	1926			1 50	281B	1
2696...	Spindle arm—right or left	1911-19	4 00		50	7716	2



2696C...	Spindle arm—right	1919-26	4 00		45	7715B	1
2696D...	Spindle arm—left	1919-26	4 00		45	7716B	1
2697...	Spindle arm nut	1911-26	Order 2548				
2704...	Stationary cone	1909-25			15	205A	2
2705...	Adj. cone—right thread	1909-25			15	206A	1
2706...	Adj. cone—left thread	1909-25			15	207A	1
2707...	Spindle nut—right thread	1909-26		4 50	05	209B	1
2708...	Spindle nut—left thread	1909-26		4 50	05	208B	1
2709...	Spindle washer	1909-26	15	1 00	6 00	02	210

Part No.	Name of Part	Year	LIST PRICE			Each	Fac. No.	No. Req. per Car
			Lots of 10 per lot	Lots of 100 per lot	Lots of 1000 per lot			
<b>FRONT AXLE—Continued</b>								
2710	Spindle bolt with oiler	1910-26	\$1 60	\$15 00		\$0 20	.7708	2
2711	Spindle bolt nut	1909-26	Order 2551B					
2713	Spindle body bushing (pair)	1909-26	1 75	16 50	\$150 00	20	.223	2
2714	Spindle arm bushing	1909-26	12	1 00	9 00	05	.225	2
2715D	Spindle oiler	1919-26	Order 3176C					
2717	Spindle con. rod	1909-26	12 50			1 75	.264	1
2718	Spindle con. rod bolt with oiler	1909-26	1 40	12 00		15	.7706	1
2719	Spindle con. rod bolt nut	1909-26	1 50	14 00		02	.220	2
2721B	Spindle con. rod yoke ball	1919-26	1 75			30	.226B	1
2721C	Spindle con. rod yoke	1919-26	3 50			40	.248B	1
2725C	Steering gear con. rod	1926				80	.289B	1
2728	Ball socket cap	1909-26	1 20	10 00		15	.254B	2
2729B	Ball socket bolt and nut	1909-26	Order 3362 and 2515					
2733B	Front radius rod	1919-26	14 00			1 50	.263B	1
2736	Front radius rod ball socket	1909-26	1 20	10 00		15	.217	1
2737	Front radius rod ball socket	1911-24				30	.809B	15
2741	Radius rod ball cap stud	1911-26	30	2 50	22 50	05	.4365	2
2741B	Radius rod ball cap stud nut	1911-26	Order 2515					
2741C	Front radius rod ball cap bolt	1924				05	.251	2
2742	Radius rod ball cap spring	1911-26	15	1 00	8 00	03	.292	2

**WHEELS****WHEELS (Clincher)**

2800	Front wheel—clincher	1909-25				6 00	.291B	2
2800D	Front wheel—clincher—less hub	1909-26				4 00	.295AR	2
2800A1	Front wheel—clincher—30 x 3 1/2	1926				6 00	.291J	2
2814C	Rear wheel—clincher	1912-25				6 00	.2815	2
2814C2	Rear wheel—clincher—11" brake drum	1926				6 50	.2815K	2
2814D	Rear wheel—clincher—less hub	1909-26				4 00	.2816	2

**WHEELS (Demountable)**

2800B	Front wheel—dem. less rim and bearings	1919-24				5 50	.291DR	2
2800C	Front wheel—dem. less rim and bearings	1919-24				5 50	.291ER	2
2800G	Front wheel—dem. less rim and bearings	1919-26				5 50	.291G	2
2800E	Front and rear wheel—dem. less rim and hub	1919-24				3 50	.293AR	4
2800F	Front and rear wheel—dem. less rim and hub	1922-23				3 50	.293BR	4
2800H	Front and rear wheel—dem. less rim and hub	1924-25				3 50	.293D	4
2801	Front wheel complete R. or L.—dem.	1919-24				7 25	.7697AR	2
2801B	Front wheel complete R. or L.—dem.	1919-25				7 25	.7697B	2
2801C1	Front wheel complete R. or L.—dem.	1922				7 25	.7697CR	2
2801C2	Front wheel complete, dem.	1923				7 25	.7697DR	2
2814E	Rear wheel complete—dem.	1919-24				7 25	.7698AR	2
2814F	Rear wheel complete—dem.	1919-25				7 25	.7698B	2
2814F2	Rear wheel complete—dem. 30 x 3 1/2 —11" brake drum	1926				7 75	.7698H	2
2814G	Rear wheel—dem. less rim	1919-24				5 50	.2815BR	2
2814H	Rear wheel dem. less rim	1922-23				5 50	.2815CR	2
2814J1	Rear wheel complete—dem.	1922				7 25	.7698CR	2
2814J2	Rear wheel complete, dem.	1923				7 25	.7698DR	2
2814K	Rear wheel—dem.—less rim	1924-26				5 50	.2815E	2
2814K2	Rear wheel—dem.—less rim 30x 3 1/2 —11" brake drum	1926				6 00	.2815H	2

**WHEELS (Balloon Demountable)**

2800I	Frnt. wheel, balloon—with hub less rim—black	1926				5 50	.291H	2
2800J	Frnt. wheel, balloon—with hub less rim—natural	1926				5 50	.291I	2
2800K	Frnt. & rear wheel—balloon—less rim & hub—black	1926				3 50	.293E	4
2800L	Frnt. & rear wheel—balloon—less rim & hub—natural	1926				3 50	.293F	4
2801D	Front wheel complete—balloon—black	1926				7 25	.7697E	2
2801E	Front wheel complete—balloon—natural	1926				7 25	.7697F	2
2814L	Rear wheel complete—balloon—black	1925				7 00	.7698E	2
2814L2	Rear wheel complete—balloon—black—11" brake drum	1926				7 50	.7698G	2

\*Substitute 2733B with spring perches for 2733

†Use with 2845 rim,

‡Use with 2845C or 2845D rim

§Use with attached clamp rim.

††With 2845C rim.

‡‡With 2845D rim.

Part No.	Name of Part	Year	LIST PRICE			Each	Fac. No.	No. Req. per Car
			Lots of 10 per lot	Lots of 100 per lot	Lots of 1000 per lot			


**WHEELS—Continued**

**WHEELS (Balloon Demountable)—Continued**

2814M.	Rear wheel complete—balloon—natural.	1925				\$ 7 00.	7698F	2
2814M2.	Rear wheel complete—balloon—natural—11" brake drum.	1926				7 50.	7698J	2
2814N.	Rr. wheel—balloon—with hub less rim—black.	1925				5 50.	2815F	2
2814N2.	Rear wheel—balloon—with hub less rim—black—11" brake drum.	1926				6 00.	2815J	2
2814P.	Rr. wheel—balloon—with hub less rim—natural.	1925				5 50.	2815G	2
2814P2.	Rear wheel—balloon—with hub less rim—natural 11" brake drum.	1926				6 00.	2815M	2

**HUBS AND PARTS**

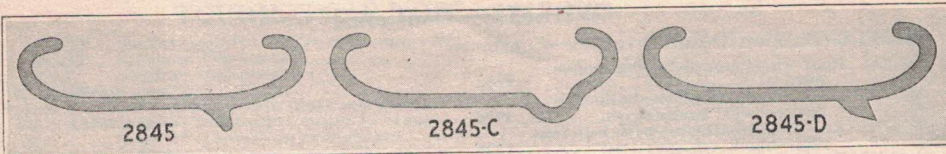
2803.	Front hub assy.	1909-25				1 80.	200	2
2803B.	Front hub with R B cups.	1909-26	\$16 00.			1 80.	219	2
2804.	Outer race.	1909-25		\$ 7 50.		10.	234	2
2805.	Inner race.	1909-25		11 00.		15.	235	2
2806.	Outer ball retainer.	1909-25	15	1 00.		02.	236	2
2807.	Inner ball retainer.	1909-25	15	1 25.		03.	237	2
2808.	Dust ring.	1909-26	20	1 50.		03.	238	2
2809.	Front & rear hub felt washer.	1909-26	35	3 00	\$25 00	05.	239	4
2810.	Large balls.	1909-25		3 00	25 00	04.	241	24
2811.	Small balls.	1909-25		1 50	13 50	03.	249	22



2815C.	REAR HUB.	1912-26				1 25.	2819	2
2816B.	Rear hub key.	1912-26	15	1 40	12 00	03.	2863	2
2818.	Rear hub brake drum.	1909-25	3 50			40.	3B	2
2818B.	Hub brake drum.	1926				1 00.	3C	2
2819.	Hub cap.	1909-26				10.	7727	4
2825.	Rear hub bolt.	1911-26	15	1 00	8 00	03.	28B	12
2825B.	Hub bolt nut.	1911-26	10	1 90	6 00	02.	29	24
2826.	Front hub bolt.	1911-26	15	1 00	8 00	03.	27	12
2827.	Hub flange.	1911-26	1 75	15 00.		20.	233B	4
2833.	Front hub bear. cup inner.	1919-26	3 50			0 50.	2955	2
2834.	Inside cone & roller assy.	1919-26	9 00.			1 10.	205B	2
2836.	Front hub bearing cup—outer.	1919-26	3 50			40.	2956	2
2837.	Outside cone and roller assy.—right thread.	1919-26	6 00			75.	206B	1
2838.	Outside cone and roller assy.—left thread.	1919-26	6 00			75.	207B	1
2841.	Front hub dust cap assy.	1919-26	75	7 00	\$60 00	10.	350	2




Part No.	Name of Part	Year	LIST PRICE			Each	Fac. No.	No. Req. per Car
			Lots of 10 per lot	Lots of 100 per lot	Lots of 1000 per lot			



WHEELS—Continued

RIM AND RIM CARRIER

2845	Demountable rim only	1919-24	\$13 50			\$ 1 50	8774A	4
2845B	Demountable rim only	1919-26	13 50			1 50	8774B	4
2845C	Demountable rim only	1922	13 50			1 50	8774C	4
2845D	Demountable rim only	1923	13 50			1 50	8774D	4
2845E	Demountable rim only—balloon	1926	13 50			1 50	8774E	4
2846B	Demountable rim clamp	1919-24	1 30	\$ 4 00	\$32 50	10	8831BR	16
2846C	Dem. rim clamp and nut assy.	1922	50	4 25		15	8807	16
2846D	Dem. rim clamp	1923	30	2 50	23 00	10	8831FR	16
2847	Demountable rim bolt	1919-26	30	2 50	23 00	05	8832A	16
2848	Dem. rim nut	1919-26	30	2 50	23 00	05	8834B	16
2848B	Dem. rim nut	1919-25	30	2 50	23 00	05	8834A	16
2849	Spare rim carrier	1919-25				2 25	8848C	1
2849B	Spare rim carrier clamp bolt	1921-25				02	7509B	1
2849C	Spare rim carrier clamp support and bolt assy.	1921-24	13 50			15	7511AR	1
2849G	Spare rim carrier clamp support and bolt assy.	1924-25		12 00		15	7511B	1
2849D	Spare rim carrier clamp	1921-25		7 50		10	7312CR	1
2849E	Spare rim carrier—balloon	1925				2 25	8848E	1
2849F	Spare rim carrier clamp	1925-26	75	5 00		10	7312D	1
2870	Spare rim carrier bracket—R.	1919-22				50	8824AR	1
2870B	Spare rim carrier bracket—R.	1922-25				50	8824B	1
2870C	Spare rim carrier bracket—R.	1925				50	8824C	1
2871	Spare rim carrier bracket—L.	1919-22				50	8825AR	1
2871B	Spare rim carrier bracket—L.	1922-25				50	8825B	1
2871C	Spare rim carrier bracket—L.	1925				50	8825C	1
2872	Spare rim bracket and bolt assy.—Road.—Cp.	1926				1 50	7317A	1
2872B	Spare rim bracket and bolt assy.—T. C.—Tudor—Ford.	1926				2 75	7333A	1
2873	Spare rim carrier only—balloon	1926				1 25	7336A	1
2874	Spare rim carrier only—30" x 3 1/2"	1926				1 25	7336B	1
2875	Spare rim carrier bolt	1926	75	6 00		10	7332B	3
2876	Spare rim carrier bolt nut	1926				95	7338	3



FRAME

2850	Frame assembly	1909-25				13 00	2916	1
2850B	Frame assembly	1926				13 00	2916B	1
2851B	Side member—right	1914-25				4 00	2914	1
2851C	Side member—right	1926				4 00	2914B	1
2852B	Side member—left	1914-25				4 00	2915	1
2852C	Side member—left	1926				4 00	2915B	1
2853	Front cross member	1909-26	8 00	70 00		90	303	1
2854B	Rear cross member	1914-25				1 20	2913	1

\*Use with 2845B, 2845D and 2845E rim. †Use with 2845C rim. ‡Use with 2845 rim.  
 §Use with 2845 rim. ††For balloon rim carrier. \*\*Use with 2845D rim.


Part No.	Name of Part	Year	LIST PRICE			Each	Fac. No.	No. Req. per Car
			Lots of 10 per lot	Lots of 100 per lot	Lots of 1000 per lot			

**FRAME—Continued**

2854C...	Rear cross member.....	1926				\$ 2 00	2913B.....	1
2855...	Front corner bracket—R.....	1909-26				15.	305.....	1
2856...	Front corner bracket—L.....	1909-26				15.	306.....	1
2857...	Rear corner bracket—R.....	1909-25				15.	307.....	1
2857B...	Rear corner bracket—R.....	1926				15.	307B.....	1
2858...	Rear corner bracket—L.....	1909-25				15.	308.....	1
2858B...	Rear corner bracket—L.....	1926				15.	308B.....	1
2859...	Front end spacer—L.....	1909-25				10.	318B.....	
2859B...	Frt. fender brkt. to frame support—L.....	1926				15.	318C.....	1
2860...	Front end spacer—L.....	1909-25				10.	319B.....	
2860B...	Frt. fender brkt. to frame support—R.....	1926				15.	319C.....	1
2863...	Body bracket.....	1909-26				10.	344.....	4

**GASOLINE TANK**

2900B...	Gas tank—Sedan.....	1916-25				6 00	7950.....	1
2900C...	Gasoline tank.....	1909-25				4 00	1303B.....	1
2900D...	Gas tank—Road.—T. C.—Cp.—Tudor.....	1926				6 00	45070.....	1
2901B...	Filling plug.....	1909-26	\$ 1 40	\$ 12 00		15.	1317.....	1
2902B...	Sediment bulb.....	1909-26				90.	2088.....	1
2902C...	Sediment bulb assy.—Road.—T. C.—Cp.—Tudor.....	1926				1 00	2053.....	1



2908...	Pet cock.....	1909-25						
*2908B...	Sediment bulb drain plug assy.—Road.—T. C.—Cp.—Tudor.....	1926						
2909...	Feed pipe—39 1/4".....	1909-26				2 00	1364.....	1
2909B...	Feed pipe—51".....	1916-23				2 50	7965AR.....	1
2909C...	Feed pipe—66 1/2".....	1918-19					9775R.....	1
2909D...	Feed pipe—56 1/2".....	1919-25				2 75	8690.....	1
2909E...	Feed pipe—49 1/2".....	1923-25					7965B.....	
2909F...	Gas feed pipe—Road.—T. C.—Cp.—Tudor.....	1926					1373.....	1
2910...	Feed pipe pack nut.....	1909-26	40	3 00		05.	1374.....	2
2911...	Feed pipe—78".....	1915				60.	1394R.....	1


\*Same as S-645

Part No.	Name of Part *	Year	LIST PRICE			Each	Fac. No.	No. Req. per Car
			Lots of 10 per lot	Lots of 100 per lot	Lots of 1000 per lot			

**GASOLINE TANK—Continued**

**GASOLINE TANK—Continued**

2913...	Feed pipe gasket.....	1909-26	\$ 0 15	\$ 1 00		\$ 0 02	5892	.....1
2914...	Gas tank support—R.....	1917-20	1 75			20	2132AR	.....1
2914B...	Gas tank support—R.....	1920-26	1 75			20	2132B	.....1
2915...	Gas tank support—L.....	1917-20	1 75			20	2133AR	.....1
2915B...	Gas tank support—L.....	1920-26	1 75			20	2133B	.....1
2916...	Feed pipe clamp.....	1921-26		75		01	2118	.....1
2917...	Gas tank pad—upper—Road.—T. C.— —Cp.—Tudor.....	1926	40			05	45147	.....1
2918...	Gas tank pad front—Road.—T. C.— —Cp.—Tudor.....	1926	2 00			25	45154	.....1
2919...	Gas tank support pad—Road.—T. C.— —Cp.—Tudor.....	1926	8 00			10	40190	.....2
2920...	Stop and pad assy.—Road.—T. C.— —Cp.—Tudor.....	1926				75	40157	.....2
2921...	Gas tank overflow pipe—Road.— T. C.—Cp.—Tudor.....	1926				25	45117	.....1
2922...	Gas tank support and pad assy.....	1926				50	40158	.....1



**MOTOR**

**CYLINDER**

2990B...	Motor assembly—less starter.....	1909-26				†110 00	532D	.....1
2991B...	Cylinder assembly—std.....	1909-26	600 00			65 00	449B	.....1
3000C...	Cylinder.....	1909-26				25 00	400D	.....1
3001...	Cylinder head.....	1909-26				6 00	401C	.....1
3002...	Cylinder head gasket.....	1909-26		24 00		25	402B	.....1
3003...	Cylinder head cap screw.....	1909-17	30	2 50		05	483B	.....15
3003B...	Cylinder head cap screw.....	1918-26	25	2 00	\$17 00	05	483C	.....15
3004...	Cylinder head outlet con.....	1909-16				35	446C	.....1
3004B...	Cylinder head outlet con.....	1917-25				35	8719	.....1

†Not Subject to regular discount.

Part No.	Name of Part	Year	LIST PRICE			Each	Fac. No.	No. Req. per Car
			Lots of 10 per lot	Lots of 100 per lot	Lots of 1000 per lot			


MOTOR—Continued

CYLINDER—Continued

3004E	Cylinder head outlet conn.	1926				\$0 75	8719C	.....
3005	Cylinder head outlet conn. gasket	1909-26	\$0 25	\$2 00			03.. 445B	.....1
3006	Cylinder head outlet hose	1909-26	1 35	12 50			15.. 448B	.....1
3007	Cylinder head outlet hose clip	1909-26	35	3 00			05.. 607B	.....2
3008	Cylinder head outlet conn. screw	1909-26	20	1 50	\$12 50		05.. 550C	.....2
3009B	Cylinder front cover	1909-19					1 00.. 690B	.....1
3009C	Cylinder front cover	1919-26	8 50				1 00.. 690C	.....1
3009D	Cylinder front cover	1926	8 50				1 00.. 690C	.....1
3010	Cylinder cover bolt and nut	1909-26	20	1 50	10 00		03.. 432	.....3
3011	Cylinder cover cap screw	1909-26		2 50			03.. 436	.....1
3011B	Cylinder cover to cylinder screw	1916	40	3 00	25 00		05.. 504	.....1
3012	Cylinder cover felt	1909-26	15	1 00	7 50		02.. 505B	.....1
3013	Cylinder cover liner	1909-19	10	65	6 00		02.. 505C	.....1
3013B	Cylinder cover liner	1919-26						
3014	Cylinder cover and crank case bolt and nut	1909-26	Order 4808 and 2515					
3015	Cylinder water inlet conn.	1909-26					30.. 442B	.....1
3016	Cylinder inlet conn. screw	1909-26	25	2 00	17 50		03.. 597	.....2
3017	Time gear cover	1919-26					90.. 1754B	.....1
3017B	Time gear cover	1919-21					90.. 1754AR	.....1
3017C	Time gear cover gasket	1919-26		60	4 00		01.. 1775	.....1
3017D	Time gear cover plate	1919-26	40				05.. 1773	.....1
3017E	Time gear cover to C. C. screw	1919-26		2 00			03.. 830	.....1
3018	Cylinder water inlet gasket	1909-26	20	1 50			03.. 596	.....1
3019B	Cylinder water jacket plug	1914-26	10	50			02.. 5919	.....2

PISTON AND CONNECTING ROD

3021F	Piston and pin (2 lbs. 6 ozs.)	1909-24	12 50			1 30	4473C	.....4
3021G	Piston and pin—.0025" O. S. (2 lbs. 6 ozs.)	1909-24	12 50			1 30	4473DR	.....4
3021H	Piston and pin—.03125" O. S. (2 lbs. 6 ozs.)	1909-24	12 50			1 30	4473ER	.....4
3021J	Piston and pin—.033" O. S. (2 lb. 6 ozs.)	1909-24	12 50			1 30	4473FR	.....4
3021K	Piston and pin—.005" O. S. (2 lbs. 6 ozs.)	1909-24	12 50			1 30	4473GR	.....4



3021R	Piston and pin (2 lbs.)	1909-26	12 50			1 30	4473H	.....
3021S	Piston and pin—.0025" O. S. (2 lbs.)	1909-26	12 50			1 30	4473IR	.....
3021T	Piston and pin—.005" O. S. (2 lbs.)	1909-26	12 50			1 30	4473JR	.....
3021U	Piston and pin—.03125" O. S. (2 lbs.)	1909-26	12 50			1 30	4473KR	.....
3021V	Piston and pin—.033" O. S. (2 lbs.)	1909-26	12 50			1 30	4473LR	.....
3021W	Piston and pin—.010" O. S. (2 lbs.)	1909-26	12 50			1 30	4473MR	.....4
3022	Piston pin	1909-26		25 00		30	419B	.....4
*3022 1/2	Piston pin bushing (pair)	1909-23	1 80	17 00		20	668AR	.....4
†3022C	Piston pin bushing (pair)	1923-26	1 80	17 00		20	668B	.....4
3023	Piston ring	1909-26	1 35	12 00		15	422C	.....12
3023B	Piston ring .031" O. S.	1909-26	1 35	12 00		15	422ER	.....12
3023C	Piston ring .010" O. S.	1909-26	1 35	12 00		15	422DR	.....12
3023D	Piston ring .038" O. S.	1909-26	1 35	12 00		15	422FR	.....12
†3024	CONNECTING ROD	1909-26	11 00			1 20	641B	.....4
**3024B	Connecting rod	1909-25	11 00			1 20	641AR	.....4
3024C	Connecting rod—heavy type	1909-20	9 00			1 00	641	.....4
3025	Connecting rod cap bolt	1909-26	30	2 50	\$20 00	05	489B	.....8
3026	Connecting rod cap bolt nut	1909-26	20	1 50	12 00	03	490	.....8
3029	Connecting rod clamp screw	1909-26	25	2 00		03	578	.....4

CRANK SHAFT AND CAM SHAFT

3030	CRANK SHAFT	1909-26	80 00			10 00	498B	.....1
3031	C. S. rear bearing cap	1909-26	4 50			50	405AR	.....1
†3031B	C. S. rear bearing cap	1909-26	4 50			50	405AR	.....1
3032	C. S. front bearing cap	1909-26	3 50			40	406B	.....1
†3032B	C. S. front bearing cap	1909-26	3 50			40	406B	.....1
3033	C. S. center bearing cap	1909-26	3 50			40	407B	.....1
†3033B	C. S. center bearing cap	1909-26	3 50			40	407B	.....1
3034	C. S. bearing bolt—center and front	1909-26	90	7 50		10	408	.....4
3035	C. S. bearing bolt nut	1909-26	Order 2551B					
3036	C. S. rear bearing bolt	1909-26	90	7 50		10	478	.....2

††Connecting rods of present design requiring new bearings will be exchanged by dealers at 60¢ each.

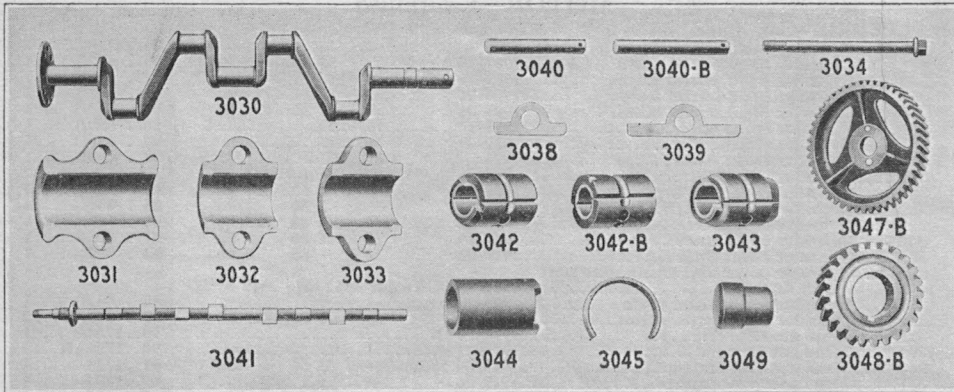
\*\*Special rod for crankshafts worn .025" undersize.

\*O. D. .934".

††O. D. .872".

†Rough Babbitted. ††Used with 3000C cylinder on cars not equipped with starter.

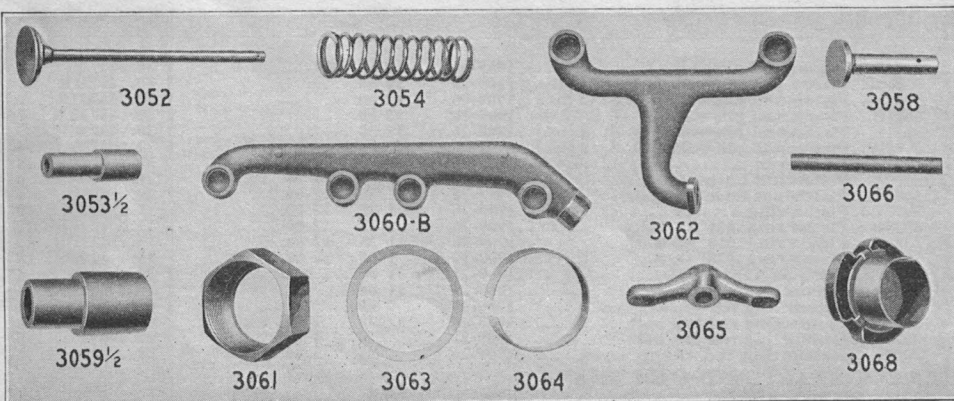
Part No.	Name of Part	Year	LIST PRICE			Each	Fac. No.	No. Req. per Car
			Lots of 10 per lot	Lots of 100 per lot	Lots of 1000 per lot			



MOTOR—Continued

CRANK SHAFT AND CAM SHAFT—Continued

3038... C. S. bearing liner—center and front.	1909-26	\$0 05	\$0 30	\$2 00	\$0 01..	502B.....	8
3039... C. S. rear bearing liner.....	1909-26	05	30	2 00	01..	503B.....	1
3040... C. S. starting pin.....	1909-20	30	2 00	.....	05..	529B.....	1
3040B... C. S. starting pin.....	1920-26	20	1 50	.....	03..	529C.....	1
3041... CAM SHAFT.....	1909-26	.....	.....	.....	3 00..	410.....	1
3042... Cam shaft front bearing.....	1909-24	.....	.....	.....	40..	411AR.....	1
3042B... Cam shaft front bearing.....	1924-26	.....	.....	.....	40..	411B.....	1
3043... Cam shaft center bearing.....	1909-26	.....	.....	.....	40..	412B.....	1
3044... Cam shaft rear bearing.....	1909-26	.....	.....	.....	15..	413.....	1
3045... Cam shaft bearing ring.....	1909-26	15	1 00	7 50	03..	534.....	2
3046... Camshaft bearing set screw.....	1909-26	35	3 00	25 00	05..	414.....	2
3047... Time gear—large.....	1909-26	7 50	.....	.....	90..	415B.....	1
3048B... Time gear—small.....	1909-26	5 50	.....	.....	60..	416B.....	1
3049... Cam shaft gear dowel pin.....	1909-26	20	1 50	.....	03..	417.....	2
3050B... Cam shaft gear lock nut.....	1909-26	\$1 25	11 00	.....	15..	4453.....	1
3051... Small time gear key.....	1909-26	20	1 50	12 00	03..	477.....	1



VALVES, PUSH RODS, EXHAUST AND INLET MANIFOLDS


3052... Valve.....	1909-26	1 35	12 00	.....	15..	424B.....	8
3052B... Valve— $\frac{1}{8}$ " O. S. stem.....	1909-26	1 35	12 00	.....	15..	424AR.....	8
3053 $\frac{1}{2}$ ... Valve bushing.....	1909-26	.....	.....	.....	25..	428.....	8
3054... Valve spring.....	1909-26	40	3 50	30 00	05..	431.....	8
3056... Valve spring seat.....	1909-26	.....	50	4 00	05..	425.....	8
3057... Valve spring seat pin.....	1909-26	.....	25	2 00	05..	429.....	8
3058... Push rod.....	1909-26	1 20	10 00	.....	15..	426B.....	8
3058B... Push rod— $\frac{1}{8}$ " O. S. stem.....	1909-26	1 20	10 00	.....	15..	426AR.....	8
3059 $\frac{1}{2}$ ... Push rod bushing.....	1909-26	.....	.....	.....	25..	427.....	8

Part No.	Name of Part	Year	LIST PRICE			Fac. No.	No. Req. per Car
			Lots of 10 per lot	Lots of 100 per lot	Lots of 1000 per lot		

**MOTOR—Continued**

**VALVES, PUSH RODS, EXHAUST AND INLET MANIFOLDS—Continued**

3060B...	Exhaust manifold.....	1913-26				\$1 25	.4483	.....1
3061...	Exhaust pipe pack nut.....	1909-26	\$1 80	\$17 00		20	.518	.....1
3062...	Inlet pipe.....	1909-26				1 00	.512B	.....1
3063...	Inlet and exh. pipe gasket.....	1909-26	10	80		02	.513	.....6
3064...	Inlet and exh. pipe gland.....	1909-26		75	\$6 00	01	.514	.....6
3065...	Inlet and exh. pipe clamp.....	1909-26				10	.515	.....4
3066...	Inlet and exh. clamp stud.....	1909-24	30	2 50		05	.516AR	.....4
3066B...	Inlet and exh. clamp stud.....	1909-26	20	1 25	7 50	03	.517	.....4
*3066C...	Inlet and exhaust clamp stud—2½".....	1924-26	30	2 50		05	.516B	.....4
3068...	Breather pipe.....	1909-26	80	6 00		10	.4468	.....1




**CRANK CASE AND CYLINDER VALVE COVER**

3069B...	C. C. front end support.....	1911-17				1 00	.801C	.....1
3069C...	C. C. front end support.....	1917-24				75	.801D	.....1
3069D...	C. C. front end support.....	1924-26	5 00			75	.801E	.....1
3070B...	C. C. & cyl. gasket—L.....	1909-26		2 25		03	.886	.....1
3071B...	C. C. & cyl. gasket—R.....	1909-26		2 25		03	.887	.....1
3072...	C. C. & cyl. cover cap screw.....	1909-26	20	1 50	10 00	03	.1388	.....2

\*When used to replace stud 3¼" long also use new style 3065 clamp, reversing clamp.

Part No.	Name of Part	Year	LIST PRICE			Each	Fac. No.	No. Req. per Car	
			Lots of 10 per lot	Lots of 100 per lot	Lots of 1000 per lot				
<b>MOTOR—Continued</b>									
<b>CRANK CASE AND CYLINDER VALVE COVER—Continued</b>									
3073	C. C. arm bolt—side	1909-26		\$ 30	\$2 50	\$22 50	\$0 05	479	
3074	C. C. arm bolt—top	1909-26		20	1 75	15 00	05	940	
3074B	C. C. arm bolt nut	1909-26		Order 2515					
3074C	C. C. arm bolt—top (Truck)	1918-26			2 50		03	TT940	
3075C	C. C. front bearing and spring clip assy.	1921-26					90	2921C	
3076C	C. C. front bearing and spring clip nut	1921-26		Order 2548					
3076B2	C. C. frt. bearing and spring clip	1921-26					0 70	320D	
3077	C. C. front bearing cap	1909-26		1 25			15	321	
3078	C. C. front bearing screw	1909-21		40	3 50		05	322	
3078B	C. C. front bearing screw	1921-26		Order 3008					
3078C	C. C. front bearing lock washer	1921-26			50	3 50	01	5636	
3079	C. C. oil cock	1909-26		1 35	12 00		15	1515	
3080	C. C. drain cup plug	1909-26		Order 2532					
3080B	C. C. drain cup plug gasket	1909-26		1 50	10 00		02	4339	
3081	C. C. oil tube	1909-26		1 50			20	543B	
3083	C. C. arm block	1909-26					05	890	
3084	Engine pan—right	1909-26		2 50			30	1330	
3085	Engine pan—left	1909-26		2 50			30	1331B	
3088B	Engine pan and hood board bolt	1909-26		15	1 20	10 00	03	4074	
3088C	Engine pan and hood board bolt	1909-26		15	1 20	10 00	03	4073	
3088D	Engine pan and hood board bolt—Truck	1918-26		0 20	1 50		0 03	TT4073	
3088E	Engine pan and hood board bolt nut	1909-26		07	60	5 00	01	1309	
3100	CRANK CASE	1912-25					11 00	1526E	
3101	Crank case lower cover	1912-24					35	1582AR	
3101B	Crank case lower cover reinforcement	1912-24					25	4378AR	
3101C	C. C. lower cover	1924-26					35	1582B	
3101D	C. C. lower cover reinforcement	1924-26					25	4378B	
3102B	C. C. lower cover gasket	1912-24		70	6 00		10	1586AR	
3102C	C. C. lower cover gasket	1924-26		85	7 50		10	1586B	
3103	C. C. lower cover screw	1912-26		15	1 00	6 00	02	4328	
3110	Cylinder valve cover	1912-21					15	656AR	
3110B	Cylinder valve cover	1921-26		1 75	15 00		20	656B	
3111	Cyl. valve cover gasket	1912-21			2 00		05	660AR	
3111C	Cyl. valve cover gasket	1921-26			3 50		05	660B	
3112	Cyl. valve cover screw	1912-26		25	2 00		03	654	
3114	C. C. arm with rivets	1909-26		2 50			30	815B	
3115	C. C. arm rivet	1909-26					doz.	05	312

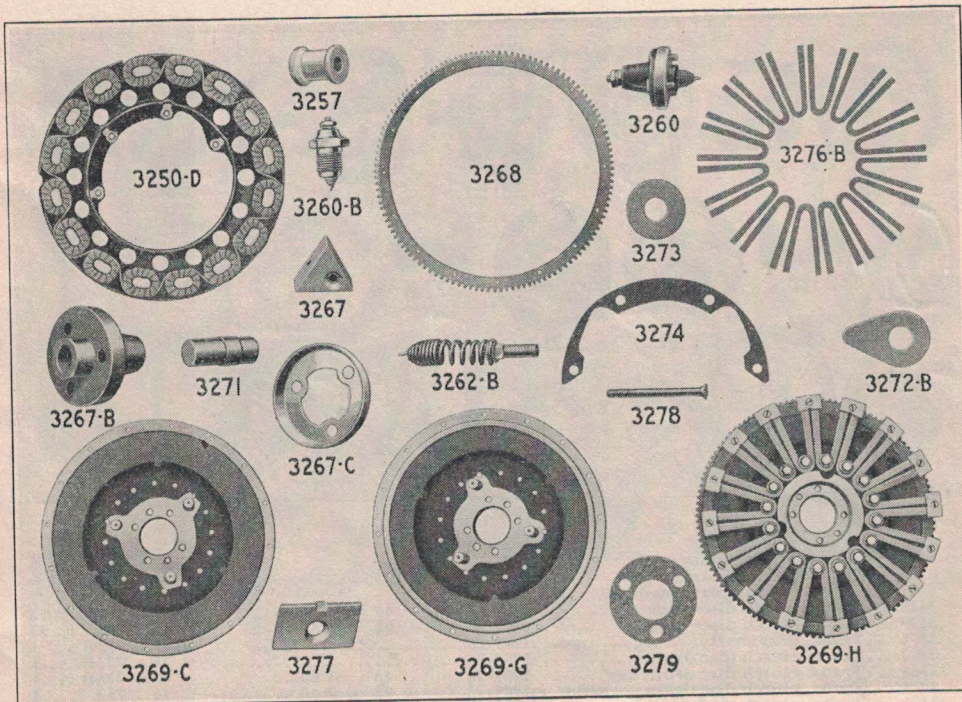


**COMMUTATOR**

3162	Com. case support bolt	1912-19					05	4441R
3162B	Com. case support bolt	1919-26					05	1756
3163	Com. case spring	1912-26					05	689
3165	Com. brush only	1912-26		1 50	13 50		20	4481
3176C	Com. oiler	1919-26		40	2 50		05	480C
3177	Com. felt ring	1912-26		15	1 00		02	5930
3206	Com. brush cap	1909-26		15	1 00		02	468B
3207	Com. brush cap pin	1909-26			50		01	466
3210	Com. contact point nut	1910-26			50		01	472B
3220	Com. lock nut	1909-26		25	2 00		03	471
3221	Com. case with fibre	1912-26		5 50			60	5908
3222	Com. shield	1912-26		15	1 25		02	5923

††Replaces 3076B. When ordered to replace 1909-20 C. C. front frame bearing also order 2-3008, 2-3076C, 2-3078C, 1-3664, 1-3810, 2-753 cotter.  
 †Replaces 3075B.

Part No.	Name of Part	Year	LIST PRICE			Each	Fac. No.	No. Req. per Car
			Lots of 10 per lot	Lots of 100 per lot	Lots of 1000 per lot			
<b>MAGNETO AND FLY WHEEL</b>								
3250D	Magneto coil assembly	1915-26					\$6 00	.5941B.....1
3252	Magneto spool support screw	1909-26	Order 3371					
3254	Magnet bolt	1909-26	\$0 25	\$2 00	\$15 00		03..	537B....16
3255	Magnet bolt washer	1911-26		50			01..	624....16
3257	Magneto support	1909-26	25	2 00			05..	535C....16
3260	Magneto contact assy.	1909-25					20..	1545....1
*3260B	Magneto contact assy.	1926	2 00				30..	1545B....1
3261B	Magneto contact nut	1909-26		50			01..	1508....2
3261C	Magneto contact screw washer	1909-26		50			01..	1565....1
3262	Magneto contact spring	1909-26	25	2 00			05..	1509....1
3262B	Magneto contact screw and spring assembly	1919-26	75	7 00			10..	4350.....
3266	Magneto contact fibre screw	1909-26		50			01..	1505....3
3267	Magneto primary insulating block	1915-26					03..	4382.....
3267B	Magneto contact insulator	1919-26	45	4 25			05..	1503B....
3267C	Magneto contact insulator shell	1919-26					03..	8611.....
3268	Fly wheel ring gear	1919-26	8 00				90..	1885....1
3269C	Fly wheel	1911-19						
3269G	Fly wheel	1919-26					5 00..	701C....1
3269H	Fly wheel with ring gear and magnets assembled	1919-26					15 00..	.5946B....1
3270	Fly wheel cap screw	1909-26	80	7 00			10..	721....4
3271	Flywheel dowel pin	1909-26	45	4 25			05..	722....2



3272B	Mag. coil support steel shim—small (.025" thick)	1909-26	0 75				0 01..	584B....4
3273	Mag. coil support steel shim—small (.015" thick)	1909-26	75				01..	590.....
3274	Mag. coil support paper shim—large	1909-26	50				01..	589.....
3275	Mag. coil support paper shim—small	1909-26	25				01..	4487.....
3276B	Magnets (16)	1915-26				set 4	00..	.5933....16
3277	Magnet clamp	1911-26	0 20	1 60			03..	623....16
3278	Magnet clamp screw	1911-26		1 50	14 00		02..	625....16
3279	Magneto contact washer	1909-26		75			01..	560....1

\*\*Same as S-303.




Part No.	Name of Part	Year	LIST PRICE			Each	Fac. No.	No. Req. per Car
			Lots of 10 per lot	Lots of 100 per lot	Lots of 1000 per lot			

TRANSMISSION

3300B.	Transmission assy.	1919-25				\$30 00.	744C.	
3300C.	Transmission assy.	1926				30 00.	744D.	1
3301	Trans. reverse plate assy.	1909-26				2 40.	747	1
3304	Trans. reverse gear bushing	1909-26	\$3 50.			40.	705	1
3305	Trans. reverse and S. S. rivet.	1909-26				doz. 05.	708	8
3306	Trans. slow speed plate assy.	1909-26				2 30.	748	1
3309	Trans. slow speed gear bushing	1909-26	2 50.			30.	745	1
3310	Trans. brake drum rivet	1909-26				doz. 05.	711	8
3311	Trans. brake drum assy.	1909-25				2 60.	750	1
3311B.	Trans. brake drum assy.	1926				3 00.	750B.	1
3312	Trans. brake drum lug shoe	1926				05.	754	6
3313	Trans. triple gear assy.	1909-26				1 40.	751B.	3
3314 1/2	Trans. triple gear flanged bushing	1911-26	1 80.			20.	716B.	3
3315	Trans. triple gear shaft	1909-26				15.	715AR.	3
3317	Trans. driven gear	1909-26				70.	713	1
3318	Trans. driven gear key	1909-26		\$2 50.		03.	714	2
3320C.	Trans. driven gear sleeve bushing	1909-26	1 50.			20.	712	2
3320D.	Driven gear sleeve washer	1909-26	40	3 50.		05.	776	3
3321	Trans. driving plate assy.	1909-25				3 25.	749	1
3321B.	Trans. driving plate assy.	1926				3 25.	749B.	1
3323	Trans. driving plate screw	1909-25						


Order 3371



3323B.	Trans. driving plate screw	1926				05.	742	0
3325	Trans. driving plate rivet	1909-26				doz. 05.	736	8
*3327B.	Trans. driving plate bushing	1909-26				15.	772	1
3328	Trans. clutch disc—small	1909-26	90	7 50.		10.	727	12
3329	Trans. clutch disc—large	1909-26	90	7 50.		10.	728	13
3331	Trans. gear shaft	1909-26				1 40.	723B.	1
3332	Trans. clutch disc drum	1909-26				1 25.	725B.	1
3333	Trans. clutch disc drum key	1909-26	45	3 50.		05.	726B.	1
3334	Trans. clutch disc drum set screw	1909-26	85	7 00.		10.	752	1
3336	Trans. clutch push ring	1909-26	3 00.			35.	770	1
3337 1/2	Trans. clutch finger screw	1909-25	40	3 00.		05.	756	3
3337B.	Trans. clutch finger and screw	1909-25				20.	765	3
3337D.	Clutch finger and screw	1926				20.	765B.	1
3337E.	Clutch finger screw	1926	40	3 00.		05.	756B.	3
3338	Trans. clutch finger pin	1909-25				01.	735	3
3338B.	Clutch finger pin	1926				01.	735B.	3
3340	Trans. clutch spring	1909-26				25.	737	1
3341	Trans. clutch spring support	1909-26				10.	738	1
3342	Trans. clutch spring thrust ring pin	1909-26	25	1 50.		03.	739	1
3344	Trans. clutch shift	1909-26				50.	733	1

\*When using short bushing in making repairs remove driving plate key.

Part No.	Name of Part	Year	LIST PRICE			Each	Fac. No.	No. Req. per Car
			Lots of 10 per lot	Lots of 100 per lot	Lots of 1000 per lot			
<b>TRANSMISSION COVER</b>								
3362	Trans. cover bolt	1909-26	\$0 25	\$2 00	\$15 00	\$0 03	79	.....
3362B	Trans. cover bolt nut	1909-26	Order 2515					
3363	Trans. cover gasket (front)	1909-26	30	2 50		05	872B	.....
3367	Trans. cover door screw	1909-26	15	1 00	7 50	02	430	.....6
3368	Universal ball cap (rear)	1909-26				30	818	.....1
3369	Universal ball cap (front)	1909-26	7 50			80	819D	.....1
3371	Universal ball cap screw	1909-26	30	2 50	18 00	05	731	.....2
3372	Universal ball cap bolt and nut	1909-26	Order 3362 and 2515					
3375	Trans. cover screw	1909-26	Order 3072					
3376B	TRANS. COVER	1919-25				7 00	826E	.....1
3376C	Trans. cover	1926				7 00	826F	.....1
3377B	Trans. cover gasket	1909-26	70	6 00		pr 10	885B	.....1
3378	Trans. cover door	1911-26				15	1546D	.....1



3379B	Trans. cover door gasket	1911-26	35	3 00		05	1547C	.....1
3380	Starter drive cover	1919-26				15	1763	.....1
3381	Starter drive cover gasket	1919-26	20	1 50		03	1764	.....1
3382	Trans. cover rear plate	1919-26	30			05	1761	.....1
3383	Trans. cover front plate	1919-26	40			05	1758	.....1
3384	Trans. cover to cylinder screw	1926				05	793	.....1
3385	Trans. cover to cylinder shim—.025" thick	1926				01	827	.....1
3386	Trans. cover to cylinder shim—.015" thick	1926				01	829	.....1

**TRANSMISSION CONTROL**

**CLUTCH RELEASE**

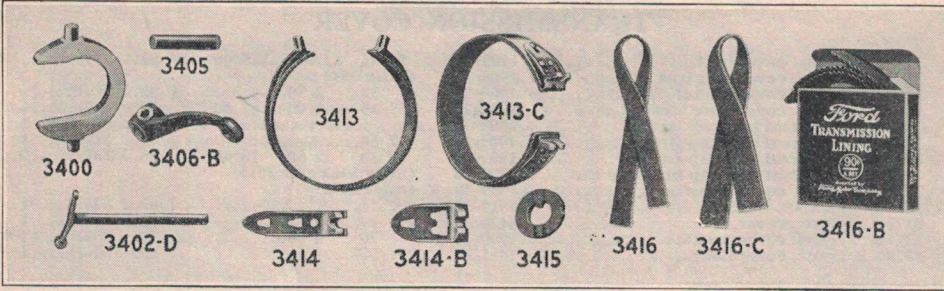
3400	Trans. clutch release ring	1909-26				20	741	.....1
3402D	Clutch lever and shaft	1913-26				30	1548	.....1
3403	Clutch lever screw	1909-26	Order 3973					
3403B	Clutch lever screw nut	1909-26	Order 3066B					
3405	Clutch lever pin	1909-26				60	1553	.....1
3406B	Clutch release fork—R. or L.	1913-26				15	4345	.....2
3406C	Clutch release fork pin	1913-26	Order 3405					
3411	Clutch lever clevis pin	1909-26	Order 2564					

**TRANSMISSION BANDS**

3413B	Trans. band assy. (detach.)	1925	6 00	55 00		75	838B	.....3
3413C	Trans. brake band assy.	1926	8 00			1 00	861	.....1
3414	Trans. band ear (detach.)	1925				15	850	.....3
3414B	Trans. brake band ear—detachable	1926				25	860	.....1
3415	Trans. band washer	1909-26	15	1 25		03	840	.....2
3416	Trans. band lining	1909-25	2 00	17 00		25	1562	.....3
3416B	Trans. band lining—set of 3 including rivets—in carton	1909-25	7 50	70 00		90	1564AR	.....1

†When ordered to replace cover on cars below 2044100 also order 3402D clutch lever and shaft.

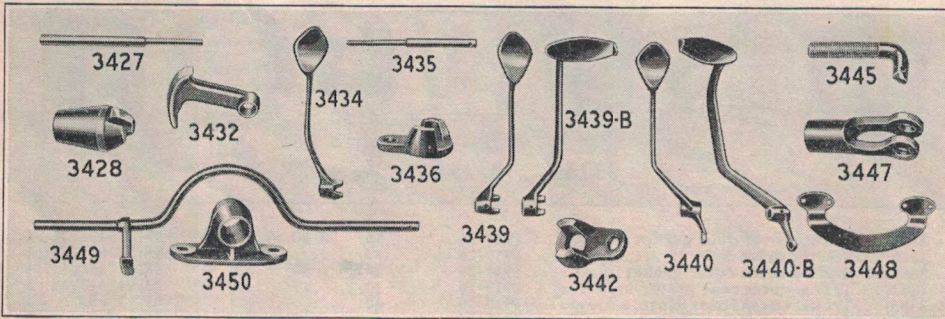
Part No.	Name of Part	Year	Lots of 10 per lot	LIST PRICE		Each	Fac. No.	No. Req. per Car
				Lots of 100 per lot	Lots of 1000 per lot			



**TRANSMISSION CONTROL—Continued**

**TRANSMISSION BANDS—Continued**

3416C...	Trans. brake band lining.....	1926	\$3 00	\$27 50		\$0 35	857	1
3416D...	Trans. band lining—set of 3 including rivets—in carton.....	1926	8 50	80 00		1 00	1564B	1
3419...	Trans. band adj. screw.....	1909-25	1 25	10 00		15	1533AR	1
*3419B...	Trans. band adj. screw.....	1926	1 25	10 00		15	1533B	1
3420...	Trans. band adj. screw nut.....	1909-26	30	2 50		05	1532	1
3421B...	Trans. band ear iron rivet.....	1909-26			\$2 00	dz. 05	843	9
3421C...	Trans. band ear iron rivet.....	1926			2 00	dz. 05	846	6
3422B...	Trans. band brass rivet.....	1909-17			3 60	dz. 05	844BR	6
3423B...	Trans. band brass rivet.....	1909-26			2 50	dz. 05	845B	24
3425...	Trans. band spring.....	1909-26	15	1 25		03	841B	3
3426...	Trans. band adj. nut.....	1909-26	25	2 00		05	851	2




**PEDALS AND CONTROLLER SHAFT**

3427...	Slow speed shaft.....	1909-25				15	848BR	1
*3427B...	Slow speed shaft.....	1926				15	848C	1
3428...	Slow speed notch.....	1909-26				25	4327	1
3429...	Slow speed notch pin.....	1909-26			60	01	1560	1
3432...	Speed lever.....	1909-26				10	862B	1
3434...	Reverse pedal.....	1909-25				50	4324	1
3435...	Brake and reverse pedal shaft.....	1909-26				15	849B	2
3436...	Brake and reverse pedal support.....	1909-26				15	4325	2
3437...	Brake and reverse support bolt.....	1909-25	30	2 50		05	1534	2
3437B...	Brake and reverse support bolt nut.....	1909-26						
3437C...	Brake and reverse pedal support bolt.....	1926				05	1549	1
3439...	Brake pedal.....	1909-25				50	4323	1
3439B...	Brake pedal.....	1926				65	4323B	1
3440...	Clutch pedal.....	1909-25				50	854R	1
3440B...	Clutch pedal.....	1926				65	854C	1
3441...	Pedal pin.....	1909-26						
3442...	Clutch pedal support.....	1909-26				15	4326	1
3443...	Clutch pedal support bolt.....	1909-26	25	2 00		05	1536	1
3443B...	Clutch pedal support bolt nut.....	1909-26						
3445...	Slow speed connection.....	1909-26	40	3 50		05	1540	1
3446...	Slow speed con. lock nut.....	1909-26						
3447...	Slow speed con. clevis.....	1909-26	60	5 00		10	802	1
3448...	Controller quadrant.....	1909-26				20	309B	1
3449...	Con. shaft with speed lever.....	1909-26				60	1557	1
3450...	Controller shaft bracket.....	1909-26				15	311	2
3452...	Controller shaft bracket bolt.....	1909-26	25	2 00	17 50	03	315	4
3452B...	Controller shaft bracket bolt nut.....	1909-26	15	1 25	9 00	02	316	4

\*Used with detachable ear band.

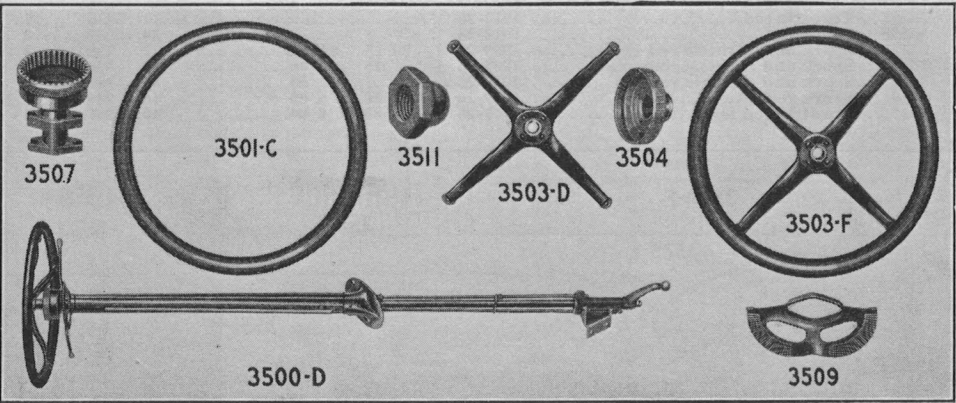
Part No.	Name of Part	Year	LIST PRICE			Fac. No.	No. Req. per Car
			Lots of 10 per lot	Lots of 100 per lot	Lots of 1000 per lot		



TRANSMISSION CONTROL—Continued

HAND BRAKE

3455...	Hand brake lever.....	1909-25				\$ 1 00.	1550.....	1
3456B...	Hand brake lever pin.....	1909-26	Order 2574					
3458...	Hand brake lever pawl.....	1909-26				05..	875.....	1
3459...	Hand brake lever pawl pin.....	1909-26		\$ 0 50.		01..	876.....	1
3460...	Hand brake lever pawl rod.....	1909-26				10..	877.....	1
3462...	Hand brake lever pawl lift assembly.....	1909-26				10..	4363.....	1
3463...	Hand brake lever pawl lift spring.....	1909-26				02..	888.....	1
3465...	Hub brake lever.....	1909-26				15..	864.....	1
3466...	Hub brake lever pin.....	1909-26	Order 3405					
3467...	Hub brake lever clevis.....	1909-26	Order 3447					
3468...	Hub brake pull rod—R.....	1909-25	\$ 2 50.			30..	891B.....	1
3468C...	Brake rod assembly—R.....	1926				30..	891C.....	1
3469...	Hub brake pull rod—L.....	1909-25	2 50.			30..	1513B.....	1
3469C...	Brake rod assembly—L.....	1926				30..	1513C.....	1
3470...	Brake rod support—R.....	1909-26	60	5 00.		10..	1367C.....	1
3471...	Brake rod support—L.....	1909-26	60	5 00.		10..	1398C.....	1
3472...	Brake rod support bolt.....	1909-26		75	\$ 5 00	01..	1308.....	2
3472B...	Brake rod support bolt nut.....	1909-26	Order 3088E					



STEERING GEAR

STEERING WHEEL AND GEAR CASE

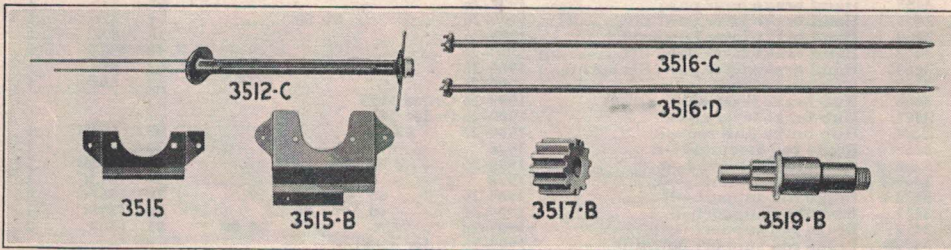
3500D...	Steering gear assembly (5 to 1).....	1926				10 00.	5044B.....	1
3501C...	Steering gear rim.....	1920-26				1 65..	901C.....	1
3502...	St. gear rim screw.....	1909-26				01..	6849.....	4
3503D...	St. gear spider.....	1920-26				60..	902C.....	1
3503F...	St. gear spider and rim (17").....	1926				2 25..	995B.....	1
3504...	St. gear cover.....	2909-26				30..	5039.....	1
3505...	St. gear cover screw.....	1909-26		50.		01..	910.....	1
3506...	St. gear cover bushing.....	1909-26				15..	914.....	1
3506B...	St. gr. driv. pinion washer.....	1909-26				05..	5026.....	1
3507...	St. gr. int. gear case and bushing.....	1909-26				1 25..	5036.....	1
3509...	St. gear quadrant.....	1909-26				15..	906B.....	1
3510...	St. gear quadrant rivet.....	1909-26		50.		01..	5041.....	2
3511...	St. gear wheel nut.....	1909-26	80	7 00.		10..	913.....	1

Part No.	Name of Part	Year	LIST PRICE			Each	Fac. No.	No. Req. per Car
			Lots of 10 per lot	Lots of 100 per lot	Lots of 1000 per lot			

**STEERING GEAR—Continued**

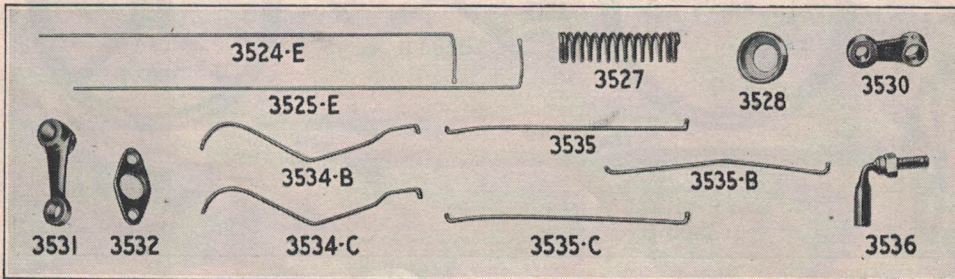
**STEERING GEAR TUBING AND POST**

3512C	St. gear tubing assy.	1912-26				\$ 4 00.	5016	1
3513C	St. tubing flange screw	1913-26	\$ 0 15	\$ 1 00	\$ 7 50		03.	5018
3514	St. tub. flange screw nut	1913-26	10	65	4 00		02.	926
3515	St. gear to dash cover—Road.—T.C.— Cp.—Tudor	1926					10.	40161
3515B	St. gear to dash cover—Fordor	1926					20	54084
3516C	St. gear post	1912-21					1 75.	5043
3516D	St. gear post	1921-26					1 75.	5043B
3516E	St. gear post (5 to 1)	1926					1 75.	5043C
3517	St. gear pinion	1909-25					15.	916
3517B	St. gear pinion (5 to 1)	1926					15.	916B
3518	St. gear pinion pin—short	1909-26					02.	917
3518B	St. gear pinion pin—long	1921-26					02.	918
3519	St. gear drive pinjon	1909-25					30.	911
3519B	St. gear drive pin jon assy. (5 to 1)	1926					45.	915
3520	St. gear drive pinjon on key	1909-26	20	1 00.			03.	909
3523	St. gear post castle nut	1909-26						Order 2551B



**STEERING GEAR THROTTLE AND SPARK RODS**

3524E	Throttle rod	1912-26				\$0 30.	5038	1
3525E	Spark rod	1912-26					30.	5037
3527	Spark and throttle rod spring	1909-26	\$ 0 15	\$ 1 00			02.	935
3528	Spark and throttle rod collar	1909-26	15	1 00			02.	936
3529	Spark and throttle rod pin	1909-26		50			01.	937
3530	Spark rod lever	1909-26	80	6 00			10.	946
3531	Throttle rod lever	1909-26	80	6 00			10.	947




3532	Spark and throttle rod guide	1909-26					05.	938
3532B	Commutator pull rod	1912-25	75				10.	2082
3534C	Commutator pull rod	1926					10.	2082B
3535	Carburetor pull rod	1909-25	75	6 00			10.	1329AR
3535B	Carb. pull rod—Road.—T.C.—Cp.— Tudor	1926	70	6 00			10.	1329C
3535C	Carb. pull rod—Fordor—Chassis	1926	70	6 00			10.	1332
3536	Ball and socket joint	1909-21	85	7 50			10.	1326AR
3537	Ball and socket joint nut	1909-21	15	1 00			02.	1327

**STEERING GEAR BRACKET**

3539B	St. brkt. with bushing	1911-25	6 00				75.	996
3539C	St. brkt. with bushing—truck	1918-26	6 00				75	TT996
3539D	Steering gear bracket assy.—Road.— T.C.—Cp.—Tudor	1926					75.	996B
3539E	Steering gear bracket assy.—Fordor— Chassis	1926					75.	997

Part No.	Name of Part	Year	LIST PRICE			Each	Fac. No.	No. Req per Car
			Lots of 10 per lot	Lots of 100 per lot	Lots of 1000 per lot			



**STEERING GEAR—Continued**

**STEERING GEAR BRACKET—Continued**

3540	Brkt. bolt and nut—long	1909-26	Order 3073 and 2515					
3541	Brkt. bolt and nut—short	1911-26	Order 3074 and 2515					
3544	St. brkt. felt washer	1909-26	\$0 15	\$1 00		\$0 02	943	1
3545	St. brkt. bushing	1909-21				20	944-5027	1
3545B	St. brkt. bushing	1921-26				10	944	1
3546	St. brkt. block	1909-25				10	945	1
3546B	St. brkt. block—Truck	1918-26				10	TT945	1
3546C	Steering gear bracket block	1926				10	4635	1
3547	St. gear ball arm	1909-26				40	929B	1
3548	St. gear ball arm key	1909-26	0 20	1 50	\$12 00	03	930	1
3549	Sr. brkt. dust cap—Truck	1918-26				05	TT5044	1

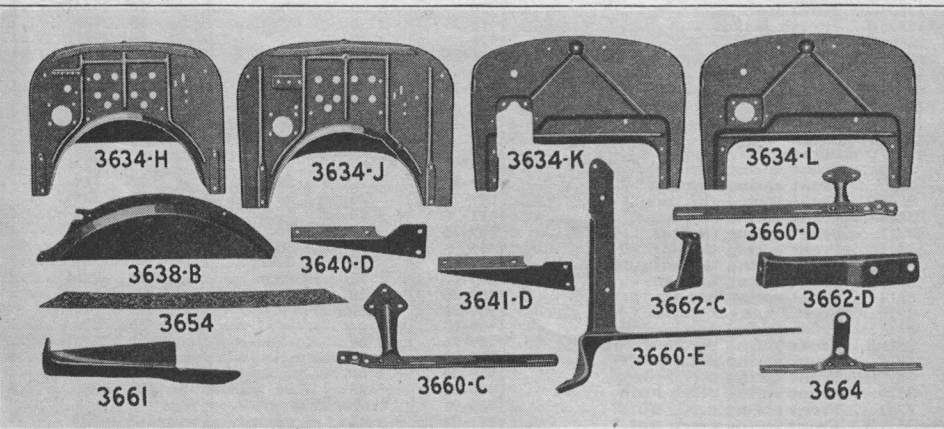
**BODY PARTS**

**BODY BRACKETS**

3601B	Body bracket on body	1910-26				10	1624	6
3601C	Body bracket—front—R	1921-26				20	7267B	1
3601D	Body bracket—front—L	1921-26				20	7268B	1
3601E	Body bracket—rear	1913-26				05	5650	2
3601F	Body bracket—rear—R	1921-26				20	7137C	1
3601G	Body bracket—rear—L	1921-26				20	8001B	1
3602E	Body bracket con. bolt	1916-26		2 00		03	2431	6
3602F	Body bracket con. bolt nut	1916-26	Order 2719					

**FLOOR BOARDS**

3624E	Front floor rubber mat	1915-24	8 50			90	7299AR	1
3624F	Front floor rubber mat	1924-25	8 50			90	7299B	1
3624G	Front floor mat and weatherstrip assy	1926				1 50	45592	1
3626C	Floor board with plate (first)	1915-26				50	4200	
3627C	Floor board with plate (second)	1915-26				50	4201	
3628B	Floor board with plate (third)	1915-26				65	7104	
3630	Floor board forward plate for pedals	1909-26				10	1400C	
3632	Floor board rear plate for pedals	1909-26				10	1095C	
3633	Floor board plate for side lever	1909-26				05	1094B	1




**DASH**

3634H	Dash—steel	1917-23				3 00	8754BR	1
3634J	Dash—steel	1923-25				3 00	8754C	1
3634L	Dash—chassis	1926				3 50	40007	1
3638B	Dash shield	1919-22				25	5432B	2
3639	Dash weatherstrip—side	1917-22				05	8747	1

Part No.	Name of Part	Year	LIST PRICE			Each	Fac. No.	No. Req. per Car
			Lots of 10 per lot	Lots of 100 per lot	Lots of 1000 per lot			
<b>BODY PARTS—Continued</b>								
<b>DASH—Continued</b>								
3639B	Dash weatherstrip—top	1917-22				\$ 0 15	8752R	1
†3640C	Dash bracket—left	1917-22				20	8722AR	1
*3640D	Dash bracket—left	1923-26	\$ 1 25			15	8722B	1
†3641C	Dash bracket—right	1917-22				20	8721AR	1
†3641D	Dash bracket—right	1923-26	1 25			15	8721B	1
3642B	Dash bracket to dash bolt	1917-22	25	\$ 1 50	\$ 10 00	03	8740	4
3642C	Dash bracket to dash nut	1917-22		Order 3514				
3653B	Dash to body bracket bolt	1915-25	15	1 00		03	4248	2
3653C	Dash to body bracket nut	1915-25		Order 4805C				
3654	Dash to body gasket	1918-25	35	2 50		05	8769	

<b>LICENSE BRACKETS</b>								
3660C	Lamp and license brkt. assy.	1915-21	2 00			25	7506AR	1
3660D	Lamp and license brkt. assy.	1915-21	2 00			25	7505	1
3660E	Lamp and license brkt. sup. assy.	1923-25				75	7506B	1
3662	Oil tail lamp and license brkt. assy.—Road.—Pick-up	1926				45	8923	1
3662B	Oil tail lamp and license brkt. assy.—T.C.	1926				75	7506C	1
3662C	Tail lamp and license brkt. support	1926				15	8767D	1
3662D	Oil tail lamp and license brkt. sup.	1923-26				30	8767E	1
3664	Front license bracket	1921-26				15	493	1
**3664B	Front license bracket	1926				15	TT493	1




**SPRINGS**

<b>FRONT SPRING</b>								
3800	Front spring—seven leaf	1909-25				2 25	332AR	1
†3800B	Front spring	1926				2 50	332B	1
†3801	First leaf (main leaf)	1909-25	6 00			80	2943	1
†3801B	First leaf (main leaf)	1926	6 00			80	2943B	1
†3802B	Second leaf	1909-25	4 00			45	2935	1
†3802C	Second leaf	1926	4 00			45	2935B	1
†3803B	Third leaf	1916-25	3 00			40	2936	1
†3803C	Third leaf	1926	3 00			40	2936B	1
†3804B	Fourth leaf	1916-25	2 50			30	2937	1
†3804C	Fourth leaf	1926	2 50			30	2937B	1
†3805B	Fifth leaf	1916-25	2 00			25	2938	1
†3805C	Fifth leaf	1926	2 00			25	2938B	1
†3806B	Sixth leaf	1916-25	1 50			20	2939	1
†3806C	Sixth leaf	1926	1 50			20	2939B	1
†3807B	Seventh leaf	1916-25	1 25			15	2947	1
†3807C	Seventh leaf	1926	1 25			15	2947B	1
†3807D	Eighth leaf	1926	1 20			15	2949	1
3808	Front spring clip	1909-20				20	325C	2
3809	Front spring clip nut	1909-20		2 50	20 00	03	119	
3809B	Front spring clip nut	1921-26	40	3 00	25 00	05	120	
3810	Front spring clip bar	1921-26	2 30			25	342	1
†3811	Front spring tie bolt	1909-25	20	1 50	14 00	04	1362	1
†3811C	Front spring tie bolt	1926	20	1 50		05	1362B	1
3811B	Front spring tie bolt nut	1909-26	15	1 00		02	1363	1
3813B	Front spring hanger	1909-26	1 75	15 00		20	246C	2
3814	Front spring hanger bar	1909-26	40	3 00		05	7648	2
3815	Spring hanger nut	1909-26		Order 2719				
3818	Front spring perch—right	1909-19				80	274A	1
3818B	Front spring perch—right	1909-26	4 00			50	274B	1
3819	Front spring perch—left	1909-19				80	275A	1
3819B	Front spring perch—left	1919-26	4 00			50	275B	1
3820	Front spring perch bush	1909-26	25	2 00	15 00	05	230	4
3821	Front spring perch nut	1909-21		Order 2828				
3821B	Front spring perch nut	1921-26	45	4 00		05	240	1
3823	Front spring pad	1909-26	45	4 00		05	262	1

††When used on 1911-16 cars redrill frame. \*Used with steel dash.  
 ‡Used on Touring Car and Roadster without starter and demountable rims.  
 \*\*Use with nine-leaf front spring.  
 †Eight-leaf spring. ‡Seven-leaf spring.

Part No.	Name of Part	Year	LIST PRICE			Fac. No.	No. Req. per Car
			Lots of 10 per lot	Lots of 100 per lot	Lots of 1000 per lot		

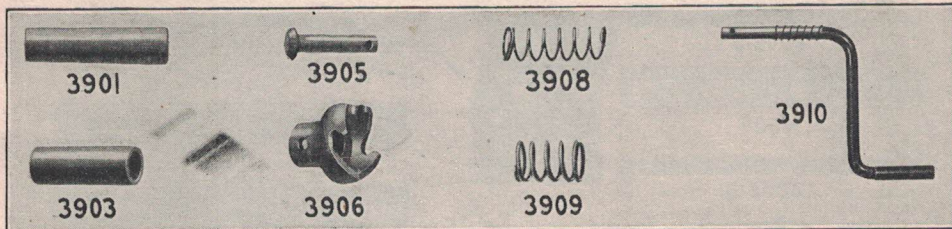


SPRINGS—Continued

REAR SPRING

†3824	REAR SPRING	1909-26				\$ 6 50	333	1
*3824B	REAR SPRING	1922-26				6 75	388	1
†3825B	First leaf (main leaf)	1918-26				1 35	355	1
*3825C	First leaf (main leaf)	1922-26				1 35	389	1
†3826B	Second leaf	1918-26				1 10	362B	1
*3826C	Second leaf	1922-26				1 10	391	1
†3827B	Third leaf	1918-26	8 50			95	363B	1
*3827C	Third leaf	1922-26	8 50			95	392	1
†3828B	Fourth leaf	1918-26	7 50			85	364B	1
*3828C	Fourth leaf	1922-26	7 50			85	393	1
†3829B	Fifth leaf	1918-26	6 50			75	365B	1
*3829C	Fifth leaf	1922-26	6 50			75	394	1
†3830B	Sixth leaf	1918-26	5 00			60	366B	1
*3830C	Sixth leaf	1922-26	5 00			60	395	1
†3831B	Seventh leaf	1918-26	3 50			45	367B	1
*3831C	Seventh leaf	1922-26	3 50			45	396	1
†3832B	Eighth leaf	1909-26	3 00			35	368B	1
*3832C	Eighth leaf	1922-26	3 00			35	397	1
*3832D	Ninth leaf	1922-26	2 50			30	398	1
3833	Rear spring clip	1909-26				20	326	2
*3833B	Rear spring clip	1922-26				20	1737	2
3834	Rear spring clip nut	1909-26						
3835	Rear spring clip bar	1909-26				10	329	2
3837	Rear spring tie bolt	1909-26	20	\$ 1 50	\$ 14 00	05	1352	1
3837B	Rear spring tie bolt nut	1909-26	15	1 00	9 00	02	1353	1
*3838	Rear spring tie bolt	1922-26	35	2 00		05	1355	1
3840B	Rear spring hanger	1909-26	2 25	20 00	170 00	25	91 1/2 C	2
3841	Rear spring hanger bar	1909-26	40			05	7649	2
3842	Rear spring pad	1909-26				05	94	1
3843	Rear spring perch	1909-25	3 50			40	2804	2
†3843B	Rear spring perch	1926				40	2804B	2
3844	Rear spring perch bush	1909-26	35	3 00		05	172	4
3845	Rear spring perch nut	1909-25	45	4 00		05	174	2
3846	Spring perch oiler	1917-26	35	3 00		05	2944	4
3847B	Front spring clamp assembly with bolt and nut	1916-26	75	6 00		10	2953	2
3848	Rear spring clamp assembly with bolt and nut	1909-17	75	6 00		10	376	2
**3848C	Rear spring clamp assembly with bolt and nut	1926	75	6 00		10	378B	2

Order 3809B



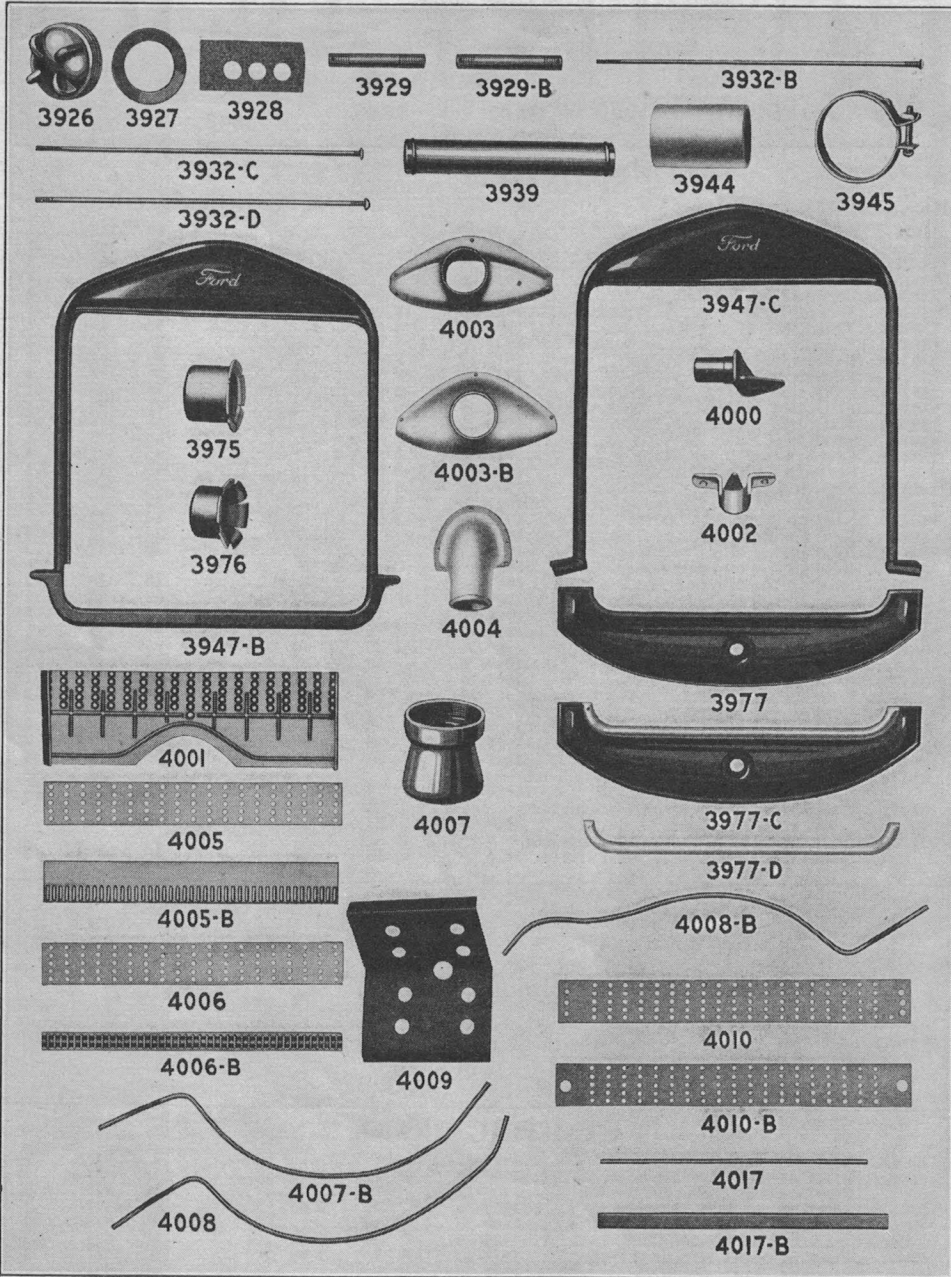
STARTING CRANK

3901	Starting crank handle	1909-22				15	520A	1
3902	Starting crank handle bolt	1909-22	75	6 00		10	521	1
3903	Starting crank sleeve	1909-22	75			10	523	1
3905	Starting crank ratchet pin	1909-26	25	2 00	15 00	05	4491	1
3906	Starting crank ratchet	1909-26	1 50			20	528B	1
3908	Starting crank spring	1909-26	20	1 00		03	626	1
3909	Starting crank handle spring	1915-22	15	1 00		02	5911	1
3910	Starting crank assembly	1909-26				40	5931	

\*\*Replaces 3848B. ††Use with 2501B or 2502B.  
 †Eight-leaf spring. \*Nine-leaf spring for Sedan.



RADIATOR—THERMO SYPHON




Part No.	Name of Part	Year	LIST PRICE			Each	Fac. No.	No. Req. per Car	
			Lots of 10 per lot	Lots of 100 per lot	Lots of 1000 per lot				
<b>‡RADIATOR—THERMO SYPHON</b>									
3925B.	Radiator	1917-23				\$16 00.	8700BR	1	
3925C.	Radiator—less shell	1917-23				15 00.	8736CR	1	
3925D.	Radiator	1923-26				15 00.	8700D	1	
3925E.	Radiator—less shell	1923-26				14 00.	8736E	1	
3925F.	Radiator with nickel shell	1926				17 00.	8700H	1	
3926.	Radiator cap	1909-26	\$ 1 60	\$15 00.		20.	8714	1	
3927.	Radiator cap gasket	1909-26	15	1 00.		02.	1117	1	
3928.	Radiator pad	1909-19				05.	1105R	2	
3929.	Radiator stud	1909-19				05.	1162AR	2	
3929B.	Radiator stud	1919-25	45	4 00	\$35 00	05.	1162B	2	
3929B2.	Radiator stud	1926				05.	1162C	1	
3929C.	Radiator stud nut	1909-26	15	1 40	12 00	03.	1154	2	
3930.	Radiator stud spring	1909-26	Order 2742						
3931½.	Radiator stud washer nut	1909-26	15	1 40	12 00	03.	1161	2	
3932.	Radiator rod	1909-23	1 00.			15.	1111B	1	
3932B.	Radiator rod	1923	1 00.			15.	1111CR	1	
3932C.	Radiator rod	1923-25	1 00.			15.	1111D	1	
3932D.	Radiator rod	1926				15.	1111E	1	
3934.	Radiator rod nut	1909-26	Order 3066B						
3939.	Outlet connection pipe	1909-26	2 00.			25.	1121	1	
3940.	Outlet connection cock	1909-26	Order 3079						
3944.	Outlet connection hose	1909-26	80	7 50		10.	507B	2	
3945.	Outlet connection hose clip	1909-26	30	2 50		05.	554B	4	
3947B.	Radiator shell	1917-23				1 00.	8737B	1	
3947C.	Radiator shell	1923-26				1 00.	8737C	1	
3947D.	Radiator shell (nickel)	1926				3 00.	8737D	1	
3975.	Radiator stud spring upper thimble	1919-26	15	1 25		02.	1115	1	
3976.	Radiator stud spring lower thimble	1919-26	25	2 00		03.	1114	1	
3977.	Radiator apron	1923-25				35.	8016	1	
3977C.	Rad. apron and finish strip assy.— Cp.—Tudor—Fordor	1926				75.	40113	1	
3977D.	Rad. apron finish strip—Cp.—Tudor —Fordor	1926				35.	8665	1	
3977E.	Radiator apron	1926				40.	40110	1	
4000.	Bracket (rod on rad.)	1909-26				10.	1125B	1	
4001.	Bottom (up. tank)	1917-26				65.	8706A	1	
†4001B.	Bottom (up. tank)	1924-26				65.	8706B	1	
*4001C.	Bottom (upper tank)	1926				65.	8706C	1	
4002.	Clasp (hood on rad.)	1909-26				02.	1109B	1	
4003.	Con. (inlet)	1917-23	1 50.			20.	8712AR	1	
4003B.	Con. (inlet)	1923-26	2 50.			30.	8712CR	1	
4004.	Con. (outlet)	1910-26				25.	1104B	1	
4005.	Cover (lower tank)	1909-26				30.	1134B	1	
†4005B.	Cover (lower tank)	1924-26				30.	1134C	1	
*4005C.	Cover (lower tank)	1926				30.	1134D	1	
4006.	Fin	1909-26	75	5 00		10.	1143A	1	
†4006B.	Fin	1924-26	75	5 00		10.	1143B	1	
*4006C.	Fin	1926	75	5 00		10.	1143C	1	
4007.	Flange (filler)	1917-26				25.	8713	1	
4007B.	Pipe (overflow)	1917-23				20.	8718AR	1	
4008.	Overflow pipe	1923-26				20.	8718C	1	
†4008B.	Overflow pipe	1924-26				20.	8718D	1	
4009.	Plate (splash)	1916-26				10.	8709	1	
4010.	Support	1909-19				25.	1126B	1	
4010B.	Support	1920-26				25.	1126C	1	
4011.	Support (lower tank)	1909-19				05.	1190A	1	
4011B.	Support (lower tank)	1920-26				05.	1190B	1	
†4011C.	Support (lower tank)	1924-26				10.	1190C	1	
4012.	Support (upper tank) R.	1917-23				15.	8750AR	1	
4012B.	Support (upper tank) assy.—R.	1923-26				20.	8829A	1	
†4012C.	Support (upper tank) assy.—R.	1924-26				20.	8829B	1	
*4012D.	Support (upper tank) R.	1917-23				15.	8750ER	1	
*4012E.	Support (upper tank) assy. R.	1924-26				20.	8829C	1	
4013.	Support (upper tank) L.	1917-23				15.	8751AR	1	
4013B.	Support (upper tank) assy.—L.	1923-26				20.	8830A	1	
†4013C.	Support (upper tank) assy.—L.	1924-26				20.	8830B	1	
*4013D.	Support (upper tank) L.	1917-23				15.	8751ER	1	
*4013E.	Support (upper tank) assy. L.	1924-26				20.	8830C	1	
4015.	Tank (lower)	1916-26				50.	1137B	1	
4016.	Top (upper tank) less filler flange	1916-26				40.	8705	1	
4017.	Tube	1917-23				05.	8717AR	1	
†4017B.	Tube	1924-26				10.	8717D	1	
4018.	Wall (upper tank front)	1917-26				25.	8707	1	
4019.	Wall (upper tank rear)	1917-26				25.	8708	1	
4020.	Wall assembly (rear)	1917-26				50.	8872	1	
<b>RADIATOR FAN</b>									
3960.	Fan and pulley assembly	1909-20				1 25.	619R	1	
3961.	Fan blade	1909-20				10.	611	4	
3961B.	Fan blade rivets	1909-20				1 50 Dz.	05.	1566	16

‡Service Dealer's discount applies on radiator parts to Radiator Repair Shops.

†Flat tube design radiator. \*3 tube design.

Part No.	Name of Part	Year	LIST PRICE			Fac. No.	No. Req. per Car
			Lots of 10 per lot	Lots of 100 per lot	Lots of 1000 per lot		



**RADIATOR FAN—Continued**

3961C.	Fan blade assembly	1920-26	\$2 00			\$0 25	620	1
3962B.	Dr. fan pulley with bush	1920-26	6 00			70.	618B	1
3963.	Fan drive pulley	1909-20				30.	602A	1
3963B.	Fan drive pulley	1920-26	2 50			30.	602B	1
3964.	Fan belt—23"	1909-16	3 00	\$28 00		35.	609AR	1
3964C.	Fan belt—26"	1917-20	3 00	28 00		35.	609B	1
3964E.	Fan belt	1920-25	3 00	28 00		35.	609C	1
3964F.	Fan belt	1926	3 00	28 00		35.	609D	1
3966.	Fan shaft	1909-20				25.	606A	1
3966B.	Fan shaft	1920-25	1 75	15 00		20.	606B	1
3966C.	Fan shaft	1926				20.	606C	1
3967.	Fan bracket	1909-16	3 00			40.	604A	1
3967B.	Fan bracket	1917-25	2 50			30.	604B	1
3968.	Fan bracket bolt	1909-25				10.	605	1
3970.	Fan grease cup	1909-19	75	6 00		10.	601R	1
3973.	Fan adjusting screw	1909-25	15	1 00		02.	645	1
3973B.	Fan adjusting screw nut	1909-25						
3973C.	Fan eccentric adj. bolt	1926				15.	647	1
3973D.	Fan eccentric adj. bolt nut	1926				03.	648	1
3974.	Fan driven pulley bush	1917-20				15.	8757A	1
3974B.	Fan driven pulley bush	1920-26	1 00			15.	8757B	2
3980.	Fan pulley plug	1920-26	25	2 00		03.	633	1
3981.	Fan pulley gasket	1920-26	10	80		02.	634	1
3982.	Fan shaft cap	1920-26	10	90		02.	635	1
3983.	Fan shaft felt washer	1920-26	15	1 00		02.	637	1
3984.	Fan blade screw	1920-26		60 \$ 5 00		01.	652	4
3985.	Fan blade screw washer	1920-26						
3986.	Fan shaft nut	1920-26						
3987B.	Fan eccentric	1926				25.	630	1
3988.	Fan eccentric plate	1926				03	638	1

**MUFFLER**

4025B.	Muffler assembly	1909-26	22 50			2 50	1200C	1
4026B.	Muffler head—front	1917-20				35.	1202CR	1
4026C.	Muffler head—front	1921-26				10.	1202D	1
4027.	Muffler shell—outer	1909-26				25.	1203	1
4028.	Muffler shell—middle	1909-26				20.	1204	1
4029.	Muffler shell—inner	1909-26				20.	1205	1
4030.	Muffler rod	1909-17				10.	1206AR	3
4030B.	Muffler rod	1917-20				10.	1206BR	1
4031.	Muffler rod nut	1909-20						
4032.	Muffler head retainer	1921-26				02.	1210	1
4033.	Muffler head retainer bolt and nut	1921-26						
4035.	Muffler head bolt washer	1921-26				doz.	925	1
4037C.	Long exhaust pipe	1920-26				1 40.	1214B	1
4040B.	Muffler head—rear	1917-21				35.	1201DR	1
4040C.	Muffler head—rear	1921-26				20.	1201ER	1
4041B.	Muffler head to frame bolt and nut	1921-26						

**HOOD**

4050B.	Hood	1917-23				6 00	8726AR	1
4050C.	Hood	1923-25				6 00	8726B	1
4050D.	Hood (black)	1926				6 00	40009	1
4050E.	Hood (Channel green)	1926				8 00	40009	1
4050F.	Hood (Windsor maroon)	1926				9 00	40009	1

†Quantity prices will apply on any assortment of these four belts.