



Part No.	Name of Part	Year	LIST PRICE			Fac. No.	No. Req. per Car
			Lots of 10 per lot	Lots of 100 per lot	Lots of 1000 per lot		



HOOD—Continued

4051... Hood handle.....	1909-26			\$ 0 05	1314.....	2	
4052... Hood clip.....	1909-16			10	1310.....	4	
4052B... Hood clip.....	1917-26		\$ 6 00	10	8731.....	4	
4053... Hood clip spring.....	1909-16			02	1311.....	4	
4053B... Hood clip spring.....	1917-26		\$ 0 15	1 00	02	8734.....	4
4056B... Hood block—left.....	1917-23		2 50		30	8742AR.....	1
4056C... Hood block—left.....	1923-25		2 50		30	8742B.....	1
4056D... Hood block—left.....	1926				40	40017.....	1
4057B... Hood block—right.....	1917-23		2 50		30	8741AR.....	1
4057C... Hood block—right.....	1923-25		2 50		30	8741B.....	1
4057D... Hood block—right.....	1926				40	40016.....	1
... Hood block to frame bolt—long.....	1926						
... Hood block to frame bolt—short.....	1926						
... Hood block to support brkt. bolt.....	1926						
*4060C... Hood pad (on dash).....	1917-22		70	5 00	08	8711AR.....	2
*4060D... Hood pad (on rad. shell).....	1917-26		1 35	10 00	15	8710.....	1
*4060E... Hood pad (on dash).....	1923-25		70	5 00	08	8711B.....	2
*4060F... Hood pad (on dash).....	1926				10	8673.....	1
4061B... Hood clasp (on dash).....	1917-20		40	3 50	05	8720AR.....	1
4061C... Hood clasp (on dash) screw.....	1917-23				02	8763.....	2
4061D... Hood clasp (on dash).....	1920-23		35	2 50	05	8720BR.....	1
4061E... Hood clasp (on dash).....	1923		35	2 50	05	8720C.....	1



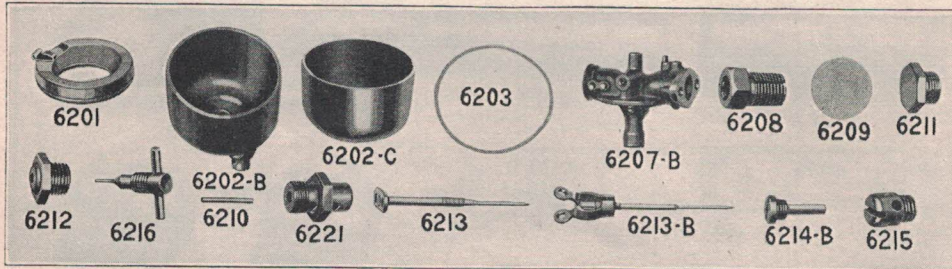
4061F... Hood clasp (on dash).....	1923-25		35	2 50	05	8720D.....	1
4073... Hood block support—front—R.....	1917-23		75		10	8743.....	1
4073B... Hood block support—front—R.....	1923-25		75		10	8743B.....	1
4073C... Hood block support—front—R.....	1926				15	40022.....	1
4074... Hood block support—front—L.....	1917-23		75		10	8744.....	1
4074B... Hood block support—front—L.....	1923-25		75		10	8744B.....	1
4074C... Hood block support—front—L.....	1926				15	40023.....	1
4075... Hood block support—rear—R.....	1917-23		75		10	8745.....	1
4075B... Hood block support—rear—R.....	1923-25		75		10	8745B.....	1

*Less than 100 yards .08 per yard—100 yards or more .06 per yard.

Part No.	Name of Part	Year	LIST PRICE			Each	Fac. No.	No. Req. per Car
			Lots of 10 per lot	Lots of 100 per lot	Lots of 1000 per lot			

HOOD—Continued

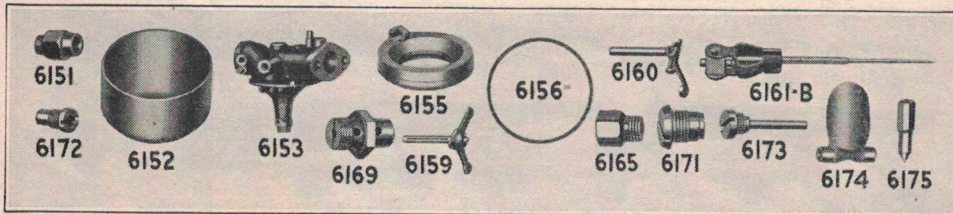
4075C.. Hood block support—rear—R.....	1926					\$ 05.	40028	1
4076... Hood block support—rear—L.....	1917-23		75			10.	8746AR	1
4076B.. Hood block support—rear—L.....	1923-25		75			10.	8746B	1
4076C.. Hood block support—rear—L.....	1926					05.	40029	1
4077... Hood block support bracket—rear...	1926					20.	40008	1



CARBURETOR

FORD CARBURETOR MODEL ("NH")

†6200C.. Carburetor.....	1926	\$30 00		3 50.	553B2	1
6201... Float with lever.....	1920-26	2 00		25.	6333B	1
6202B.. Float chamber and bushing assy....	1920-25			50.	6318B	
†6202C.. Float chamber.....	1923-26			30.	4802F	
6203... Float chamber gasket.....	1920-26			03.	555B	
6204... Spray nozzle gasket.....	1920-26		\$ 0 50.	01.	4820B	
6205... Mixer chamber gasket.....	1920-26			02.	6367B	
6206... Throttle lever.....			Order 6070			
6206B.. Aux. throttle lever.....			Order 6077			
6207B.. Mixer chamber.....	1920-26			2 50.	6343R	
6208... Adj. needle clamp nut.....	1920-25			05.	4812B	
6208B.. Carb. spray needle adj. nut.....	1926			05.	4812D	
6209... Throttle plate.....	1920-26			02.	4517B	
6210... Float lever pin.....	1920-26			01.	6320B	
6211... Float chamber screw.....	1920-26			05.	6284	
6212... Float valve seat.....	1920-26	40		05.	6321B	
6213... Spray needle assembly.....	1920-25	1 00		15.	6335B	
6213B.. Carb. spray needle assembly.....	1926			30.	6335E	
6214B.. Spray nozzle.....	1920-26	1 50		20.	6341C	
6215... Air passage vent plug.....	1920-26			10.	6273R	
6216... Drain valve plug assembly.....	1916-26			10.	6329	
6217... Throttle lever stop screw.....			Order 6064			
6218... Aux. Throttle lever spring.....			Order 6076			
6219... Float valve seat gasket.....	1920-26			01.	6322C	
6220... Gasoline inlet needle.....	1920-26		Order 4453A			
†6221... Drain valve body.....	1923-26			15.	6328D	



KINGSTON CARBURETOR (Model "L-4")

*6150B.. Carburetor.....	1926	30 00		3 50.	553B1	1
6151... Drain valve body.....	1921-26			15.	6328C	
6152... Float chamber.....	1921-23			50.	4802ER	
6152B.. Float chamber.....	1924-26			50.	4802G	1
6153... Mixing chamber.....	1921-23			2 50.	6340GR	1
6153B.. Mixing chamber.....	1924-26			2 50.	6340H	1

†When used on cars without instrument board adjustment replace spray needle and adj. nut with 6213 and 6208.

†Use with mixing chamber having slots at bottom.

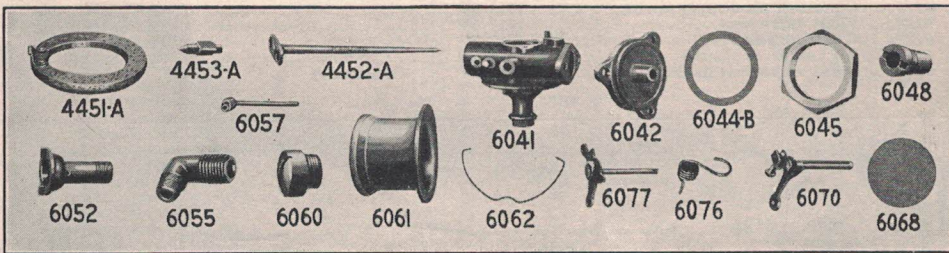
*When used on cars without instrument board adjustment replace spray needle with 6161.

Part No.	Name of Part	Year	LIST PRICE			Each	Fac. No.	No. Req. per Car
			Lots of 10 per lot	Lots of 100 per lot	Lots of 1000 per lot			

CARBURETOR—Continued

KINGSTON CARBURETOR (Model "L-4")—Continued

6154	Carb. inlet elbow							
6155	Float with lever	1921-26				\$ 0 40.	6333G	1
6156	Float chamber gasket	1921-26	\$ 3 00.				05. 555D	
6157	Mixing chamber gasket	1921-23					05. 6367ER	
6157B	Mixing chamber gasket	1924-26					05. 6367F	
6158	Float valve seat gasket	1921-26					03. 6322F	
6159	Constant air supply lever assy.	1921-26					30. 6327D	
6160	Throttle lever assy.	1921-26					30. 4836D	
6161	Spray needle assembly	1921-25						
6161B	Spray needle assembly	1926					45. 6335F	
6162	Drain valve body clamp nut	1921-26					05. 6395	
6163	Mixing chamber nut	1921-23					10. 4810CR	
6163B	Mixing chamber nut	1924-26					10. 4810D	
6164	Constant air supply spring							
6165	Spray needle sleeve	1915-26					20. 4812C	
6166	Float lever pin	1915-26					02. 6320C	
6167	Constant air supply plate	1921-26						
6168	Throttle plate	1921-26						
6169	Drain valve plug assembly	1915-26					10. 6329B	
6170	Throttle lever adj. screw							
6171	Air valve stop assembly	1921-26					15. 6397	
6172	Float valve seat	1921-26					20. 6321E	
6173	Air valve shaft assembly	1921-26					20. 6381B	
6174	Air valve	1921-26					30. 6355B	
6175	Gasoline valve	1921-26	2 00.				30. 6324D	1




FORD CARBURETOR PARTS (Model "G")

4451A	Float with lever	1914-21					25. 6333AR	1
4452A	Spray needle assembly	1914-21	1 00.				15. 6335AR	1
4453A	Gasoline inlet needle	1914-21	1 00.				15. 6324A	1
6041	Mixing chamber	1914-20					2 50. 6340AR	
6042	Mixing chamber top	1912-14-20					40. 4801R	
6043	Mixing chamber top screw	1912-20					02. 4808R	
6044	Mixing chamber top gasket	1914-20					01. 6317R	
6044B	Mixing chamber bottom gasket	1912-20					03. 6367AR	
6045	Mixing chamber nut	1912-20					07. 4810AR	
6046	Float chamber and bushing	1914-20					50. 6318AR	
6047	Float lever pin	1914-20					03. 6320AR	
6048	Float valve seat	1914-20					10. 6321AR	
6049	Float valve seat gasket	1914-20					01. 6322A	
6051	Spray needle clamp nut	1912-20					05. 4812AR	
6052	Spray nozzle	1914-20					30. 6341AR	
6053	Spray nozzle gasket	1912-14-20				\$ 0 50.	01. 4820AR	
6055	Gas inlet elbow	1913-20	1 00.				15. 4859	
6057	Low speed tube with nut	1915-20					15. 6360R	
6058	Low speed tube retaining screw	1912-14-20					03. 4814R	
6060	Low speed boss screw	1912-14-20					03. 4816R	
6061	Strangling tube	1912-14-20					15. 4817R	
6062	Strangling tube retainer	1912-14-20					02. 4818R	
6064	Throttle lever stop screw	1911-21					02. 4520A	
6065	Throttle lever clamp screw	1911-19					02. 4521AR	
6068	Throttle plate	1912-14-20					10. 4517AR	
6070	Throttle lever	1912-14-20					10. 4836B	
6070B	Throttle lever—oversize	1912-14-20					10. 4836AR	
6071	Throttle lever adj. lock nut	1911-20					02. 4528R	
6074	Aux. throttle plate	1915-20					03. 6337AR	
6076	Aux. throttle lever spring	1914-20					02. 6342A	
6077	Aux. throttle lever assy.	1914-21					15. 6327A	
4463	Float lever holding screw nut	1912-19					02. 4805AR	
4464	Float lever holding screw	1913-19					03. 4853AR	
6081A	Drain valve plug assy.							

Order T-6216

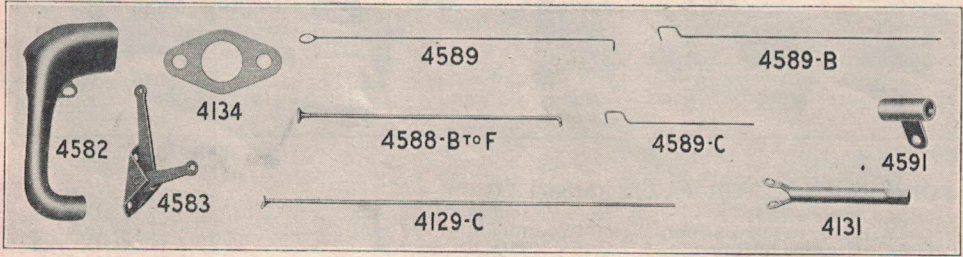
Part No.	Name of Part	Year	LIST PRICE			Each	Fac. No.	No. Req. per Car
			Lots of 10 per lot	Lots of 100 per lot	Lots of 1000 per lot			



CARBURETOR—Continued

KINGSTON CARBURETOR PARTS (MODEL "L-2")

6101A	Carburetor float assy.	1917-21				\$ 0 60.	6333FR	1
6102	Throttle lever	1913-20				30.	4836CR	
6103A	Constant air supply lever	1913-20				30.	6327CR	
6103B	Air valve cap	1917-20				30.	6357BR	
6104	Float chamber	1917-20				1 00.	4802DR	
6105A	Mixing chamber	1917-20				2 50.	6340FR	
6105B	Mixing chamber gasket	1917-20				05.	6367DR	
6106	Throttle gate							
6107A	Constant air supply gate	1915-20						
6108	Mixing chamber nut	1913-20				10.	6337CR	
6109	Spray needle assembly	1910-21				40.	6335D	1
6110A	Float to lever screw	1917-20				03.	4853B	
6111	Throttle lever adj. screw	1913-20				03.	4520B	
6112	Throttle lever clamp screw	1910-20				03.	4521BR	
6113	Air valve shaft	1915-20				20.	6381AR	
6114	Spray needle sleeve							
6115	Constant air supply spring	1913-20				05.	6342C	
6116	Float valve seat	1917-20				20.	6321DR	
6117	Gasoline valve	1917-21				30.	6324CR	
6118	Air valve	1915-20				30.	6355AR	
6119	Float valve seat gasket	1917-20						



CARBURETOR ATTACHMENTS

4127A	Carburetor adj. rod bracket	1909-22				05.	1357R	1
4129A	Carburetor adjusting rod	1909-25				10.	7920	1
4129B	Carburetor adj. rod and knob assy.— 23 1/16" T.C., Road., Open Cab.	1925	\$ 2 00.			25.	6101	1
4129C	Carburetor adj. rod and knob assy.— 25 1/16" Cp., Tudor, Fordor.	1925	2 00.			25.	6102	1
4129D	Carburetor adj. rod and knob assy.— 15 5/8" T and TT Chassis	1926	1 50.			20.	6103	1
4129E	Carburetor adj. rod and knob assy.— 27 3/8" Closed Cab.	1926	2 00.			25	TT6101	
4129F	Carburetor adj. rod and knob assy.— Cp.—Tudor	1926				25.	6123	1
4129G	Carburetor adj. rod and knob assy.— Road.—T.C.—Fordor	1926				25.	6124	1
4130	Carburetor flange bolt	1909-26						
4130B	Carburetor flange bolt nut	1909-26						
4131	Carburetor adj. rod sleeve	1926				10.	6114	
4132	Carburetor univ. joint spider	1926				05.	6113	
4134	Carburetor flange gasket	1909-26				05.	1380B	1
4431	Carburetor priming rod	1909-26				05.	2000	1
4582	Carburetor hot air pipe	1912-25	1 75	15 00.		20.	686	1
4582B	Carburetor hot air pipe	1925-26	1 75	15 00.		20.	686C	1
4583	Priming bell crank	1919-25				10.	7691	1
4585	Priming rod plate—Coupe	1919-20				10.	7664	1
4586	Priming rod plate—Sedan	1919-20				10.	7665	1
4587B	Priming rod—17 1/4"	1919-22	1 25.			15.	6629BR	1
4588B	Priming rod—13 1/8"	1919-22	1 25.			15.	6627AR	1

Part No.	Name of Part	Year	LIST PRICE			Fac. No.	No. Req. per Car
			Lots of 10 per lot	Lots of 100 per lot	Lots of 1000 per lot		
CARBURETOR ATTACHMENTS—Continued							
*4588C.	Priming rod—16 $\frac{1}{8}$ "	1922	\$ 1 25			\$ 15. 6630AR	1
44588D.	Priming rod—13 $\frac{1}{8}$ "	1923-25	1 25			15. 6627B	1
44588E.	Priming rod—17 $\frac{1}{8}$ "	1923-25	1 25			15. 6629C	1
*4588F.	Priming rod—16 $\frac{1}{8}$ "	1923-25	1 25			15. 6630B	1
4589.	Priming rod—20 $\frac{1}{2}$ "	1919-25	25			05. 8797AR	1
4589B.	Priming rod—14 $\frac{1}{2}$ "	1922-25	25			05. 8797BR	1
4589C.	Choke lever rod—7 $\frac{1}{2}$ "	1925	10			02. 8797CR	1
4589D.	Choke lever rod—7 $\frac{1}{2}$ "	1926	10			02. 8797D	1
4590.	Priming rod bumper	1926				01. 6115	1
4591.	Priming rod lift	1926				05. 6116	1
4592.	Choke lever rod, 8 $\frac{3}{4}$ " T & TT chassis	1925				02. 6117AR	1
4592B.	Choke lever rod, 8 $\frac{1}{4}$ " T & TT chassis	1926				02. 6117B	1

FENDERS

FENDERS

4800B.	Front fender—right	1917-23				4 00. 7976	1
4800C.	Front fender—right	1923-25				4 00. 7976B	1
4800D.	Front fender—right	1926				6 00. 40108	1
4801B.	Front fender—left	1917-23				4 00. 7977	1
4801C.	Front fender—left	1923-25				4 00. 7977B	1
4801D.	Front fender—left	1926				6 00. 40109	1
4802F.	Rear fender—right	1917-25				3 50. 8850AR	1
*4802G.	Rear fender—right	1922-25				3 75. 7730	1
4802H.	Rear fender—right	1923-25				4 00. 8850BR	1
4802J.	Rear fender—Right—T.C.—Tudor—Fordor	1926				4 75. 40123	1
4802K.	Rear fender—Right—Road.—Cp.	1926				4 75. 40130	1
4803F.	Rear fender—left	1917-25				3 50. 8851AR	1
*4803G.	Rear fender—left	1922-25				3 75. 7731	1
4803H.	Rear fender—left	1923-25				4 00. 8851BR	1
4803J.	Rear fender—left—T.C.—Tudor—Fordor	1926				4 75. 40124	1
4803K.	Rear fender—left—Road.—Cp.	1926				4 75. 40131	1



FENDER IRONS

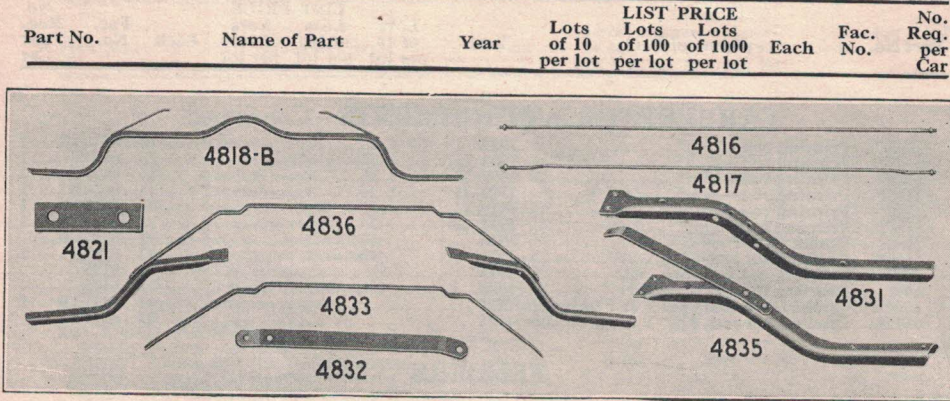
4804D.	Rear fender iron—R. & L.—T.C.	1913-25	\$1 50			20. 5405	2
4804E.	Rear fender iron—right—Cp. & Rbt.	1913-23				60. 5563AR	1
4804F.	Rear fender iron—left—Cp. & Rbt.	1913-23				60. 5390AR	1
4804G.	Rear fender iron—R. or L.—Sedan	1916-17				40. 8154AR	2
4804K.	Fender iron—R. or L.—Sedan	1918-25				15. 8154B	2
4804L.	Rear fender iron—T.C.	1921-25				10. 7395	21
4804M.	Rear fender iron—right	1923-25				60. 5563B	1
4804N.	Rear fender iron—left	1923-25				60. 5390B	1
4809.	Front fender iron—right or left	1909-25	5 50			60. 343	2

FENDER BOLTS, NUTS AND BRACKETS

4805B.	Rear fender iron bolt	1915-25	15	\$ 1 20	\$ 9 00	03. 7171	6
4805C.	Rear fender iron bolt nut	1915-25	10	80	6 00	02. 341	1
4806B.	Fender eye bolt	1909-25	45	4 25	40 00	05. 1942	4
4806C.	Fender eye bolt washer	1909-25		50	2 50	01. 1943	4
4806D.	Fender eye bolt nut	1909-25					
4808.	Front fender iron bolt (side)	1910-25	25	2 00	15 00	03. 1323	2
4808B.	Front fender iron bolt (bottom)	1910-25					
4808C.	Front fender apron to frame bolt	1915-25	15	1 25	8 00	03. 4088	4
4808D.	Front fender iron bolt nut	1910-25					
4808E.	Front fender apron to frame bolt nut	1915-25					
4850.	Front fender apron brkt.—right	1917-25				10. 8854	1
4851.	Front fender apron brkt.—left	1917-25				10. 8855	1

*For Fordor and Tudor. †Used with steel dash.

†For Coupe.



FENDERS—Continued

FENDER BOLTS, NUTS AND BRACKETS—Continued

Part No.	Name of Part	Year	LIST PRICE	Fac. No.	No. Req. per Car
			Lots of 10 per lot		
4852	Front fender iron brkt.—left	1915-25			1
4853	Front fender iron brkt.—right	1915-25			1
4854	Rear fender iron bracket	1915-25			2
4855	Rear fender to R. B. shield brkt.	1915-25			2
4856	Rear fender iron brkt.—R.—Coupe	1924-25			1
4857	Rear fender iron brkt.—L.—Coupe	1924-25			1
4858	Front fender bracket	1926			1
	Front fender brkt. bolt	1926			1
	Front fender brkt. bolt nut	1926			1
	Front fender brkt. bolt lock washer	1926			1
	Fender to R. B. bolt	1926			1
	Fender to R. B. bolt nut	1926			1
4864	Fender to R. B. bolt lock washer	1926	\$ 0 25	doz. 05	1599
4865	Fender to R. B. shield bolt	1926	50	02	7431
4866	Fender to R. B. shield bolt nut	1926	50	01	1068
4867	Fender to R. B. shield plain washer	1926	50	01	1034
4868	Fender to R. B. shield lock washer	1926	25	doz. 05	1966
4869	Rear fender to body bolt	1926		01	7089
	Rear fender to body bolt nut	1926			
	Rear fender to body plain washer	1926			
4872	Rear fender to body lock washer	1926			
4873	Rear fender brkt. to body bolt	1926	50	01	7254
4874	Rear fender brkt. to body bolt nut	1926		02	8147
	Rear fender brkt. to body lock washer	1926		03	45131
†	Rear fender and flange reinforcement to body bolt	1926			
†	Rear fender and flange reinforcement to body bolt nut	1926			
†	Rear fender and flange reinforcement to body plain washer	1926			
†	Rear fender and flange reinforcement to body lock washer	1926			
4880	R.B. shield to sill filler block screw	1926		01	1465
4881	R.B. shield to sill filler block washer	1926	50	01	7593

Order 3074
Order 3939C
Order 4806C
Order 4805B
Order 4805C

Order 2503
Order 4035

Order 4872

Order 4805B

Order 3514

Order 4035

Order 4872

RUNNING BOARD AND SHIELDS

4812	Running board—R.	1909-25		1 25	5418	1
4813	Running board—L.	1909-25		1 25	5480	1
4813B	Running board	1926		1 75	5418B	1
4814C	Running board shield—R.	1917-25		2 40	7986	1
*4814D	Running board shield—R.	1922-24		2 40	7747AR	1
*4814E	Running board shield—R.	1924-25		2 40	7747B	1
4814F	Running board shield—R.	1926		2 75	40127	1
4815C	Running board shield—L.	1917-25		2 40	7987	1
*4815D	Running board shield—L.	1922-24		2 40	7748AR	1
*4815E	Running board shield—L.	1924-25		2 40	7748B	1
4815F	Running board shield—L.	1926		2 75	40128	1
4816	R. B. truss rod—front with nuts	1909-21		35	5804	1
4817	R. B. truss rod—rear with nuts	1909-21		35	5805	1
4817B	Truss rod nut	1909-21	\$ 0 20	1 50		
4818B	Running board bracket assy.	1921-26		03	339	4
4819	Running board to rear fender bolt	1909-20	15	1 25		2
4819B	Running board to rear fender bolt	1921-26	15	1 25	\$ 9 00	4
4819C	Running board to rear fender nut	1909-25		03	1344B	4
4819D	R. B. to rear fender nut	1909-25		03	8161	4
4820	R. B. to front fender bolt and nut	1909-20				
4820C	R. B. to front fender bolt	1921-25				
4821	R. B. to shield clamp	1919-25				
4822	Running board block	1926		05	5478	
				05	1921B	0


Order 3088E
Order 3514
Order 4808C and 3088E
Order 4805B

*For Fordor and Tudor. †Tudor only

Part No.	Name of Part	Year	LIST PRICE			Each	Fac. No.	No. Req. per Car
			Lots of 10 per lot	Lots of 100 per lot	Lots of 1000 per lot			


RUNNING BOARD—TRUCK

4830B..	Running board—right.....	1926				\$ 60	TT5418..	1
4830C..	Running board—left.....	1926				60	TT5480..	1
4831..	R. B. bracket.....	1918-26				35	TT2926..	4
4832..	R. B. bracket and brace.....	1918-26				15	TT2927..	2
4833..	R. B. bracket rear brace.....	1918-26				30	TT2929..	1
4834..	R. B. bracket—rear.....	1918-26				35	TT2925..	1
4835..	R. B. bracket and brace assy.—front.....	1918-26				50	TT2928..	1
4836..	R. B. bracket and brace assy.—rear.....	1918-26				1 10	TT2930..	1



FORD SPARK COIL

5000..	Coil (includes switch).....	1909-22				8 50	.1383..	1
5001..	Coil.....	1909-25				7 75	.1383B..	1
5001B..	Coil.....	1926				9 00	.1383C..	1
5001C..	Coil box bracket—right.....	1926				0 10	.5889..	1
5001D..	Coil box bracket—left.....	1926				10	.5890..	1
5002..	Coil box with cover.....	1914-22				2 50	.5858..	1
5003..	Coil box with cover.....	1919-25	\$16 50			1 75	.5858B..	1
5003B..	Coil box with cover.....	1926				2 00	.5858D..	1
5004..	Coil box cover.....	1915-25				25	.7910..	1
*5004B..	Coil box cover.....	1926				60	.7910B..	1
†5004C..	Coil box cover gasket.....	1926				10	.5897..	1
5005B..	Switch cover.....	1918-22				10	.5835B..	1
5006..	Switch plug.....	1914-22	20	\$ 1 50		05	.5815A..	1
5007..	Coil unit.....	1914-26	14 00			1 50	.5845..	4
5008..	Vibrator.....	1914-26	40	3 50	\$30 00	05	.6797..	4
5008B..	Vibrator and lower bridge assy.....	1924-26	50	4 75	45 00	06	.6737B..	4
5009..	Vibrator bridge.....	1914-26	65	6 00	55 00	08	.6702..	4



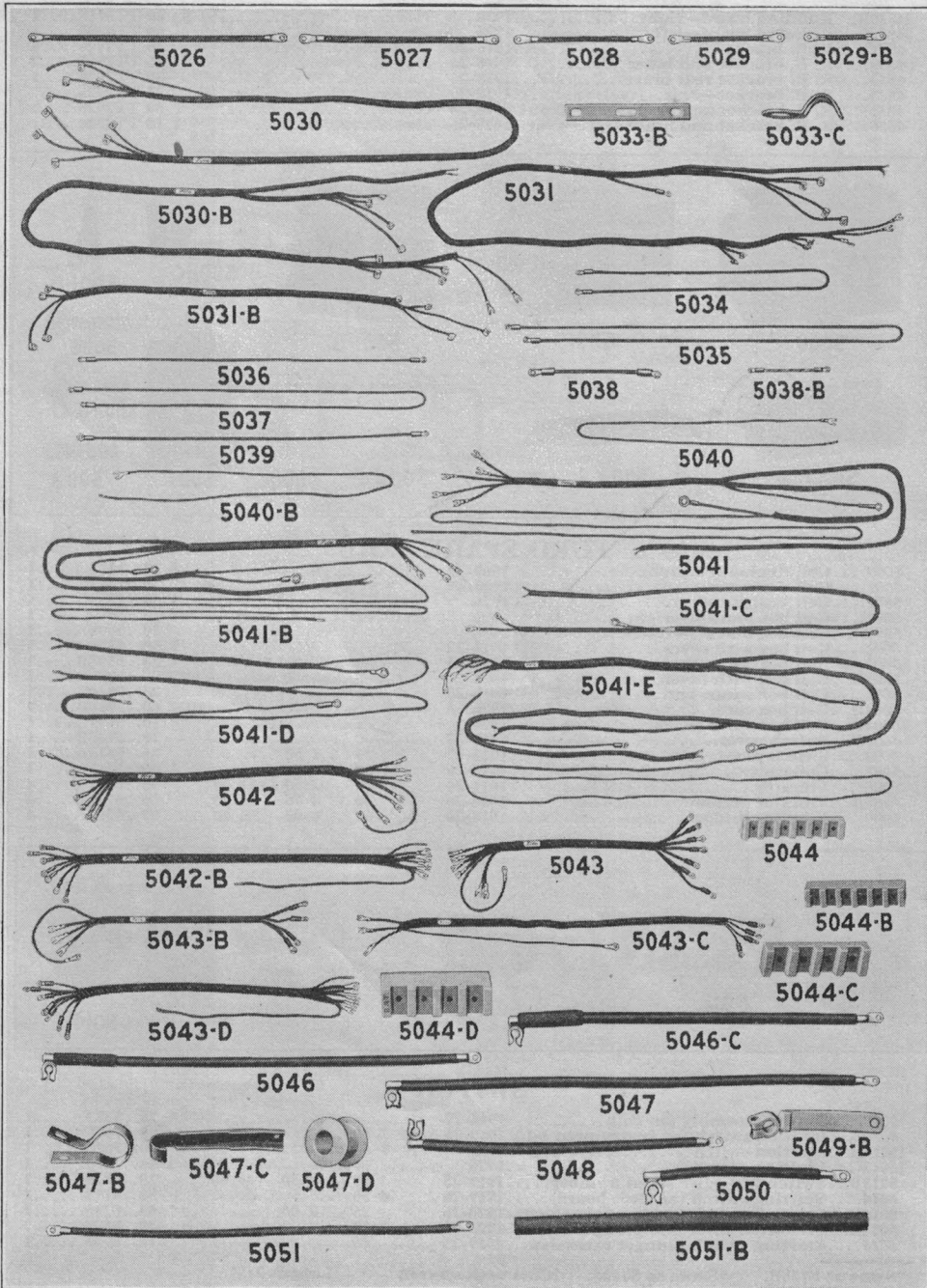
SWITCH

5010..	Switch assembly (on coil).....	1914-22				75	.5873..	1
5012..	Ignition switch (on instrument bd.).....	1919-25	7 50			90	.7675E..	1
†5012B..	Ignition switch.....	1926	7 50			90	.7675F..	1
§5012C..	Ignition switch.....	1926				1 00	.7676..	1
5013B..	Switch key—give serial number.....	1919-25	50	4 50	40 00	10	.5815C..	1
5014..	Starting switch (on floor board).....	1919-26	4 50			50	.8792..	1
5014B..	Starting switch bracket bolt—long.....	1920-26	25	2 00		03	.8760..	1
5014E..	St. switch cover and plunger assy.....	1923-26	1 50			20	.8698..	1
5015..	Starting switch plunger extension.....	1919-25	80			10	.8793..	1

*Same as S728B. †Same as S740. ‡Cars with starter. ||Length 21||.

§Cars without starter.

WIRING



Part No.	Name of Part	Year	LIST PRICE			Fac. No.	No. Req. per Car
			Lots of 10 per lot	Lots of 100 per lot	Lots of 1000 per lot		



AMMETER

5016	Ammeter	1919-25	\$ 6 50	\$ 55 00		\$ 75.7680	1
5016B	Ammeter	1926	6 50	55 00		75.7680B	1
5017	Ammeter lens and rim	1919-25	1 50			20.8105	1
5017B	Ammeter lens	1919-25	40	3 00		05.8121	1
5017C	Ammeter lens	1926	40	3 00		05.8121B	1
5017C2	Ammeter lens	1926	40	3 00		05.8121C	1
5017D	Ammeter adapter plate	1926	1 25	10 00		15.6665	1

STARTER DRIVE

5018	Starter drive	1919-26	36 00			4 00.1883	1
5019	Starter drive head	1919-26	4 00			50.2007	1
5020	Starter drive key	1919-26	15	1 00	7 50	02.1751	1
5021	Starter drive shaft and gear	1919-26				3 50.2026	1
5022	Starter drive spring	1919-26	2 50	21 00		30.2006	1
5023	Starter drive shaft spring screw	1919-26	2 50	2 25	20 00	03.1983	1
5024	Starter drive head spring screw	1919-26	40	3 50	32 00	05.1781	1
5025	St. drive spring screw lock washer	1919-26		50	4 00	01.1782	2

WIRING

5026	Spark plug wire 14 1/8"	1909-25	0 70	6 50		0 10.1365	1
5027	Spark plug wire (also magneto to coil) 10 1/2"	1909-25	65	6 00		10.1366	1
5028	Spark plug wire 7"	1909-25	60	5 00		10.1376	2
5029	Spark plug wire 7 1/4"	1926	60	5 00		10.1360	2
5029B	Spark plug wire 5 1/2"	1926	60	5 00		10.1359	2
5030	Commutator wire	1909-22	7 50	70 00		80.7502AR	1
5030B	Commutator wire	1922-26	9 00			1 00.7502C	1
5031	Commutator wire (starter type)	1919-26	10 00			1 10.7502B	2
5031B	Commutator wire	1926	5 00			55.7502D	1
5033B	Commutator wire term. retainer	1921-26				01.2124	2
5033C	Commutator wire clip	1919-26				01.7688	7
5034	Ammeter to cutout wire—Sedan 33"	1919				20.7683A	1
5035	Ammeter to cutout wire—Sedan 49"	1919-25	1 80			20.7683B	1
5036	Ammeter to cutout wire—Coupe 23"	1919				15.7684A	1
5037	Ammeter to cutout wire—Coupe 41"	1919-25	1 25			15.7684B	1
5038	Ammeter to ignition switch wire	1919-25	80			10.7681	1
5038B	Ammeter to ignition switch wire	1926				10.7681B	1
5039	Generator to cutout wire	1919	1 25			15.7687	1
5040	Terminal block to switch wire	1919-25	60			10.8894B	1
5040B	Terminal block to horn switch wire	1926				10.8894C	1
5041	Lighting wire	1919-25				90.7682C	1
5041B	Lighting wire—Truck	1921-26				1 00 TT7682B	1
5041C	Lighting wire	1922-25	4 50			50.7661	1
5041D	Lighting wire	1926				65.7661B	1
5041E	Lighting wire	1926				1 50.7682D	1
5042	Switch wire—Sedan	1919-25	7 00			75.7685B	1
5042B	Switch wire—Rd.—T.C.—Cp.—Tudor	1926				75.7685D	1
5043	Switch wire	1919-25	6 00			70.7686B	1
5043B	Switch wire	1922-25	3 50			40.7660	1
5043C	Switch wire	1926				45.7660B	1
5043D	Switch wire—Ford—Com. Chassis	1926				75.7686D	1
5044	Terminal block	1919-22	75	6 50		10.1950AR	1
5044C	Terminal block	1922	75	6 50		10.1951AR	1
5044E	Terminal block with screws	1923-26				10.1954	1
5044F	Terminal block with screws	1923-26				10.1955	1
5046	Battery to switch cable—28 1/4"	1919-26	7 50			80.1889B	1
5046C	Battery to switch cable—Truck	1921-26	7 00			80 TT1889	1
5047	Battery to switch cable—34"	1920				75.1889C	1
5047B	Battery to switch cable sup.—Truck	1920-26	75			10.2116	1
5047C	Battery to switch cable support	1920-26	75			10.2112	1
5047D	Battery to switch cable sup. bush	1920-26				05.2113	1
5047E	Battery to switch cable sleeve	1921-26				05.2120	1
5048	Ground cable—20"	1919				70.1890A	1
5049B	Ground connector	1919-26	2 50			30.1890B	1
5050	Ground cable—11 1/2"	1920				60.1890C	1
5051	Switch to motor cable	1919-26				50.1891	1
5051B	Switch to motor cable sleeve	1921-26	2 50			30.2119	1
5052	Battery cable terminal bolt	1919-26	15	1 25		02.1937	2
5052B	Battery cable terminal bolt nut	1919-26		75		01.1938	2

*Used on cars without starter, with switch on instrument panel. §Used with steel dash.
 **When used with old style tail lamp remove terminal from end of tail lamp wire.
 †Used in 1926 on truck only.


Part No.	Name of Part	Year	LIST PRICE			Each	Fac. No.	No. Req. per Car
			Lots of 10 per lot	Lots of 100 per lot	Lots of 1000 per lot			

STARTER PARTS

5056	Motor mounting gasket	1919-26	\$ 15	\$ 1 20	\$11 00	\$ 02.	1768	
5057	Gen. head gasket	1919-26	10	60	3 50	02.	1774	
5058	Gen. mounting short screw	1919-26	20	1 50	12 00	03.	1755	
5059	Bendix cover screw	1919-26		50	4 00	01.	1765	
5060	Term. block to wire screw	1919-26	Order 5114					
5061	Ammeter to plate screw	1919-26		50	4 00	01.	5819	
5062	Motor mounting screw	1919-26	15	1 00	7 50	02.	5510	

STARTING MOTOR AND PARTS

5099	Starting motor	1919-26				15 00.	1877	
†5100	Armature	1919-26	45 00.			5 00.	1940	
†5101	Cover band	1919-26	75	5 00.		10.	1801C	
5102	Brush end bracket	1919-26				25.	1868	
5103	Bracket assy. mounting	1919-26				1 30.	2037	
5104	Brush	1919-26	1 40	13 00.		15.	1806	
5105	Shaft rear bushing	1919-26				35.	1759	
5106	Shaft front bushing	1919-26		7 50.		10.	1789	
5107	Field coil assembly	1919-26				2 50.	1871	
5108	Brush holder assembly	1919-26	4 00.			45.	1864B	
5109	Terminal outer insulator	1919-26	15	1 00	7 50	02.	1795	
†5110	Terminal inner insulator	1919-26		50	3 50	01.	1794	



5112	Terminal nut	1919-26	0 20	1 50	12 00	0 03.	1791	
†5113	Field screw	1919-26	15	1 00	8 00	02.	1788	
†5114	Brush end bracket to yoke screw	1919-26		75	4 00	01.	1808	
5115	Brush tension spring	1919-26	25	2 00		05.	1809	
5116	Terminal washer	1919-26		50		01.	1792	
5117	Terminal inner steel washer	1919-26		50		01.	1798	
5118	Motor yoke assembly	1919-26				3 50.	1852	


GENERATOR AND PARTS

5055	Cut-out (electric)	1919-26	8 00	70 00.		1 00.	7677B	1
5119	Generator	1919-26				15 00.	1879	
†5120	Armature (less bearings)	1919-26	40 00	350 00.		4 50.	1925	
5121	Small bearing	1919-26	9 50	90 00.		1 00.	1838	
5122	Large bearing	1919-26	11 00	105 00.		1 15.	1841	
5123	Terminal bolt	1919-26	40	3 50.		05.	1836	
5124	Brush end bracket	1919-26				30.	1894	
5125	Large brush	1919-26	1 35	12 00	110 00	15.	1844	
5126	Small brush	1919-26	1 35	11 50	100 00	15.	1845	
5127	Large bearing disc	1919-26	25	2 00.		03.	1847	
5128	Small bearing felt	1919-26	15	1 00.		02.	2033	
5130	Head	1919-26				50.	2044	
5131B	Small brush holder	1919-26	90	8 00	70 00	10.	1821	
5132B	Brush holder ring	1919-26				03.	1996	
5132C	Brush holder assembly	1919-26		37 50.		40.	1865	
5132D	Brush holder assembly less small brush holder	1919-26		27 50.		30.	1920	
5133	Terminal outer insulator	1919-26	15	1 00	8 00	03.	1827	
5134	Terminal nut	1919-26	15	1 00	8 00	03.	1818	
5134B	Brush holder stud nut	1919-26		75	5 00	01.	6754	

††Armature may be exchanged with dealer at \$4.00.


‡Also for generator.

Part No.	Name of Part	Year	LIST PRICE			Each	Fac. No.	No. Req. per Car
			Lots of 10 per lot	Lots of 100 per lot	Lots of 1000 per lot			



GENERATOR AND PARTS—Continued

5135... Oiler.....	1919-26	\$ 45	\$ 4 00	\$ 0 05	.1837.....
5136... Pinion to shaft pin.....	1919-26		0 50	\$ 4 00	01..1750.....
5137... Pinion.....	1919-26	3 00			35..1752.....
5138... Small bearing felt retainer.....	1919-26	15	1 00		02..1832.....
5139... Large brush spring.....	1919-26	30	2 50	20 00	05..1967.....
5140... Small brush spring.....	1919-26	30	2 50	20 00	05..1988.....
5141B... Small brush holder stud.....	1919-26	10	80	7 00	02..1823C.....
5142... Terminal washer.....	1919-26		50		01..1831.....
5142B... Small brush holder stud washer.....	1919-26		30	2 00	01..2058.....
5143... Field winding assembly.....	1919-26	14 00			1 50..1978.....
5144... Brush to terminal wire.....	1919-26	40	3 00		05..1851.....
5145... Generator yoke assembly.....	1919-26				3 00..1887.....



BATTERY BRACKET AND PARTS


5150... Bracket assembly.....	1919-23				75..8841AR...
*5150B... Battery bracket assembly.....	1923-26				75..8841B.....1
5151... Clamp bolt.....	1919-26	25	2 00	10 00	03..8846.....
5151B... Clamp bolt nut.....	1919-26				
5152... Clamp.....	1919-23				05..8844AR...
*5152B... Battery clamp.....	1921-26	40			05..8844B.....2
5153... Battery support angle—truck.....	1921-26	1 25			15 TT8816.....1
5154... Battery box support—truck.....	1921-26	1 75			20 TT8817.....1
5155... Battery clamp support—rear—trk.....	1921-26	1 75			20 TT8818.....1
5156... Battery clamp support—front—trk.....	1921-26	1 75			20 TT8819.....1
5158... Battery box—less cover.....	1921-26				75..7671.....1
5159... Battery box cover assembly.....	1921-26	5 00			60..5491.....1
5160... Battery box cover door.....	1921-26				10..5493.....

*Used with steel battery box or rubber case battery.

Part No.	Name of Part	Year	LIST PRICE			Each	Fac. No.	No. Req. per Car
			Lots of 10 per lot	Lots of 100 per lot	Lots of 1000 per lot			

***BATTERY (FORD)**

5175	Battery	1919-26				\$ 15 00	.7670	1
Net prices to Wholesale Trade: From Dealer's Stock—lots of 4 or more \$11.25 each; less than 4, \$12.00 each. From Ford Branch—lots of 24 or more \$10.00 each.								
5176	Battery case (wood)	1919-26	\$11 00			1 25	.5434	1
5176B	Battery case (rubber)	1926				3 25	.5434	1
5177	Cell connector	1919-26	85			10	.5435	
5178	Cell cover	1919-22				30	.5436AR	
5178B	Cell cover	1921-26	1 75			20	.5436B	
5178C	Cell cover	1923-26	1 75			20	.5436C	3
5179	Terminal post gasket	1919-22				01	.5437AR	
5179B	Terminal post gasket	1921-26		\$0 60		01	.5437B	
5179C	Terminal post gasket	1923-26		60		01	.5437C	
5180	Rubber jar	1919-26	5 50			60	.5438	
5181	Terminal post nut	1919-22				05	.5439AR	
5181B	Terminal post nut	1921-26	30	2 50	\$20 00	05	.5439B	
5182	Negative group assembly	1919-22				2 00	.5440AR	
5182B	Negative group assembly	1921-26	18 00			1 85	.5440B	
5183	Positive group assembly	1919-22				2 00	.5441AR	
5183B	Positive group assembly	1921-26	17 50			1 80	.5441B	
5184	Filler plug with gasket	1919-22				15	.5444AR	
5184B	Filler plug with gasket	1921-23	1 00	9 00		15	.5444B	
5184C	Filler plug	1923-26	75	5 00	45 00	10	.5442C	

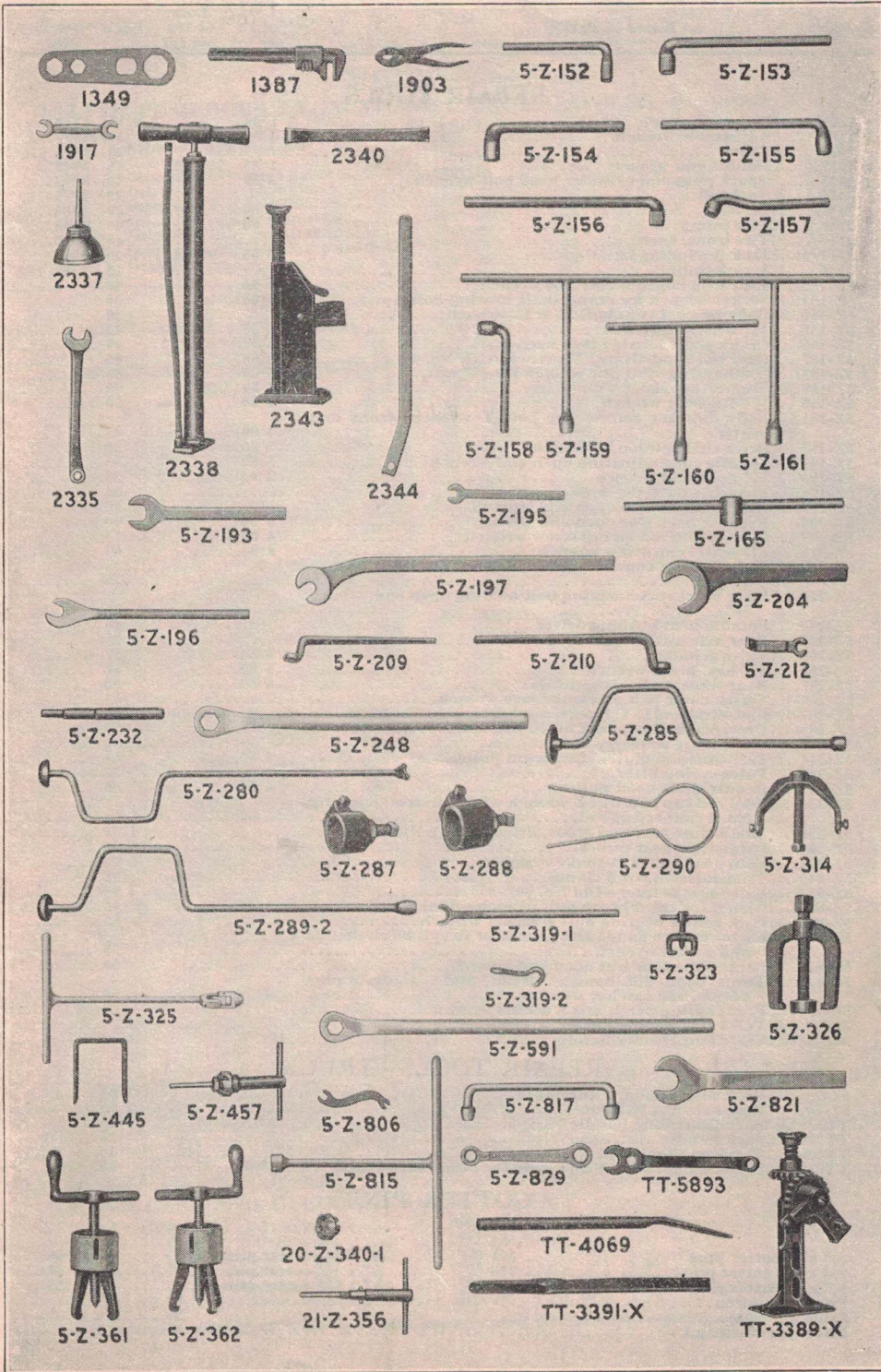


5185	Plate separator	1919-26		2 00	17 50	05	.5445	
5186	Positive plate	1919-22				30	.5427AR	
5186B	Positive plate	1921-26	2 60	25 00		30	.5427B	
5187	Negative plate	1919-22				30	.5428AR	
5187B	Negative plate	1921-26	2 60	25 00		30	.5428B	
5188	Negative terminal post	1919-22				20	.5425AR	
5188B	Negative terminal post	1921-26	1 25			15	.5425B	
5189	Positive terminal post	1919-22				20	.5426AR	
5189B	Positive terminal post	1921-26	1 25			15	.5426B	
5190	Terminal—negative	1919-26	1 20	10 00		15	.1929B	
5191	Terminal—positive	1919-26	1 20	10 00		15	.2049	
M6022	Battery sealing compound	(10 lb. carton)			per lb.	13		
M1051	Electrolyte							

SPARK PLUGS

5201	Spark plug "Ford" (Champion)	1909-26	4.50 net	40.00 net		†60	.1386A3	4
5203B	Sp. plug porcelain "Ford" (Champ.)	1909-26	2.20 net	20.00 net		†30	.3760C	4

*Service Dealer's discount applies on battery parts to battery Service Stations.



Part No.	Name of Part	LIST PRICE		Each	Fac. No.
		Lots of 10 per lot	Lots of 100 per lot		

REPAIR TOOLS

1349	Hub cap wrench	\$ 1 00		\$ 0 15	1349
1387	Adjustable wrench	3 50		40	1387
1903	Pliers			25	1903
1917	Double end wrench	1 35	\$12 00	15	1917
2335	Spark plug and cylinder head bolt wrench	3 50		40	5893
2336	Tool roll			20	1979
2337	Oil can	1 50		20	1384
2338	Tire pump	9 00		1 00	1368
2340	Tire irons, each			15	4069
2343	Jack (including handle)	10 00	90 00	1 25	3389
2344	Jack handle			15	3391
5Z-152	Rear axle housing bolt nut wrench	3 00		40	
5Z-153	Socket wrench for crank shaft bearing bolt nut	4 00		50	
5Z-154	Body bracket con. bolt R. & L. wrench			30	
5Z-155	3/8" L socket wrench	3 50		45	
5Z-156	Crank shaft bearing bolt wrench	3 00		45	
5Z-157	Con. rod cap bolt nut L wrench (Cyl. No. 4)	3 00		40	
5Z-158	D S housing stud nut wrench for 1 1/2" nut	3 00		45	
5Z-159	Connecting rod T wrench	4 50		55	
5Z-160	3/8" T socket wrench	4 30		50	
5Z-161	Body bracket connecting bolt T wrench—front and center	4 00		45	
5Z-165	Drive shaft pinion T wrench	5 00		60	
5Z-193	Spindle cone adjusting open end wrench	3 00		35	
5Z-195	3/8" open end wrench	2 00		25	
5Z-196	Rear axle entering wrench			30	
5Z-197	Rear spring perch open end wrench			1 25	
5Z-204	Exhaust pack nut open end wrench	8 00		90	
5Z-209	Connecting rod clamp screw wrench	4 00		45	
5Z-210	Fly wheel cap screw wrench	5 00		60	
5Z-212-1	Body bracket connecting bolt holding open end wrench 3/8"			25	
5Z-212-2	Body bracket connecting bolt holding open end wrench 3/8"			25	
5Z-232	Spindle arm bushing driver			40	
5Z-248	Rear axle nut wrench			1 25	
5Z-280	Valve grinder	5 00		60	
5Z-285	1/4" hex. brace wrench	5 00		60	
5Z-287	Rear wheel puller assembly	6 50		80	
5Z-289-1	Trans. cover bolt and nut brace wrench			55	
5Z-289-2	Rad. stud and C. C. to cyl. nut brace socket wrench			65	
5Z-289-3	Universal ball cap bolt brace wrench			70	
5Z-290	Piston ring squeezer			30	
5Z-314	Transmission clutch disc drum puller	5 50		65	
5Z-319	Valve spring lifter			30	
5Z-323	Bendix shaft head puller	4 50		60	
5Z-325	Con. rod cap bolt nut T wrench with universal joint for No. 4 connecting rod	15 00		1 60	
5Z-326	Small time gear and trans. driven gear puller			1 50	
5Z-361	Large time gear puller			6 50	
5Z-362	Cam gear puller (3-spoke design)			6 00	
5Z-445	Transmission band clamp			15	
5Z-457	Valve seat reamer—Old No. 20Z-340			2 90	
5Z-806	Generator third brush adj. wrench—double end	1 25		15	
5Z-815	C. S. center bearing bolt T socket wrench			55	
5Z-817	Carburetor to flange and generator to cyl. block double end socket wrench			50	
5Z-821	Large time gear nut open end wrench			50	
5Z-829	Trans. band, diff. housing oil plug and C. C. drain plug double end ratchet wrench	4 00		50	
5Z-1080	Front spring perch nut L socket wrench			65	
20Z-340-1	Valve seat reamer cutter			1 40	
21Z-356	Valve seat reamer handle			1 50	

REPAIR TOOLS—TRUCK

5Z-288	Rear wheel puller assembly			1 00	
5Z-591	Rear axle nut wrench			1 50	
TT3389X	Jack (including handle)			2 25	
TT3391X	Jack handle			20	
TT4069	Tire iron (large)			40	
TT5893X	Spark plug, rim nut and cylinder head bolt wrench	3 50		40	

COTTER PINS


	Fac. No.		
3/32" x 1" cotter pins	421	3/32" x 1 1/2" cotter pins	66
3/16" x 3/4" cotter pins	753	1/16" x 1 1/2" cotter pins	544
1/8" x 1" cotter pins	82	3/32" x 3/8" cotter pins	88
Price, per dozen			03
Price per Gross			29
Price, per thousand			50

Part No.	Name of	Year	PIST PRICE		Each	Fac. No.
			Lots of 10 per lot	Lots of 100 per lot		



FORD SPECIALTIES

M-255F... Dressing (top) 1 pt.	\$6 00	\$50 00	\$ 0 65
M-111... Enamel (black touch-up) 1/2 pt.			1 00
M-165... Enamel (black) air-dry-1 qt.			1 00
M-392... Enamel (channel green) (air dry), 1 qt.			1 25
M-393... Enamel (Windsor maroon) (air dry), 1 qt.			1 50
7962ARX. Kit (Tire repair)	2 25	20 00	25
5761X... Lamp (dash)	5 50	50 00	60
5773X... Lamp (dash) cap			10
18259X... Mirror (rear view) assy.—closed cars	**7 00	**65 00	90
7853X... Mirror (rear view) assy.—open cars	**7 00	**65 00	90
18253X... Mirror (rear view) only	3 50	30 00	40
M-230F... Polish (body) 1 qt.	6 00	50 00	65
18257X... Wiper (windshield)	*5 50	*50 00	75
17343X... Nut (windshield wiper)			02
150229X... Wiper (windshield)	*5 50	*50 00	75
3101SX... Bumper (front) assembly			7 50
3119SX... Bumper (rear) assembly, T. C., Fordor, Tudor			7 50
3120SX... Bumper (rear) assembly, Roadster, Coupe			7 50
3180SX... Lamp (stop and tail) with switch and wiring			2 50
3208SX... Snubbing units (front and rear) all cars except T. C.			9 00 set
3209SX... Snubbing units (front and rear) T. C.			9 00 set
3251BRX... Wing (W. S.) assembly—R.			3 25
3252BRX... Wing (W. S.) assembly—L.			3 25
3318SX... Wiper (automatic W. S.)—closed cars			5 00
3320SX... Wiper (automatic W. S.)—open cars			5 00



ELECTRIC HORN

6437DX... Bracket (horn)			10
6432DX... Horn—battery type		15 00	1 60
6432EX... Horn—magneto type	1926	13 50	1 50
8028X... Switch (horn) assembly		2 50	30
7915X... Wire (electric horn terminal)—9"			05
7917BX... Wire (electric horn to switch)—35 1/2"			10
7917CX... Wire (horn to switch)	1926		10

ELECTRIC HEADLAMPS

6572AX... Bulb (headlamp) 9 volt—18 c. p.—double contact—used with magneto without dimmer	1915-18		27 50	30
6572HX... Bulb (headlamp) 6-8 volt—bright, 21 c. p., dim. 1 1/2 c. p.—double contact—double filament—used with 16576HX lens	1922-25	3 40	32 00	40


‡Closed cars 1924-25—Open cars 1924-26.

†Closed cars 1926.

*Quantity prices apply to any assortment of 18257X and 50229X totalling required amount.

**Quantity prices apply to any assortment of 18259X and 7853X totalling required amount.

Part No.	Name of Part	Year	LIST PRICE		Fac. No.
			Lots of 10 per lot	Lots of 100 per lot	



ELECTRIC HEADLAMPS—Continued

8846X...	Bolt (headlamp to fender bracket).....	Order 5151			
6572KX...	Bulb (headlamp) 6-8 volt—21 c. p.—double contact—used with dimmer T8892X without starter or dimmer T7320X with starter and T6576HX lens.....	1922-26	\$ 2 80	\$27 00	\$ 0 35
3178X...	Bulb (stop lamp) 6 volt—21 c. p. single contact (also for headlamps for Lincolns and other cars using single contact 6 volt bulb).....		2 80	27 00	35
2122X...	Bushing (headlamp wire).....				03
4082X...	Bushing (headlamp and tail lamp wire).....				01
8892ARX...	Coil (dimmer resistance) with wires.....				50
*8890X...	Cover (dimmer).....				10
*8892BX...	Dimmer assembly.....	1922-26			50
8892CX...	Dimmer assembly.....	1926			50
6594HX...	Door assembly with refracting lens.....		5 50		65
6594JX...	Door (head lamp) assy.—nickel.....	1926			1 00
6575X...	Door (less lens).....		3 10	28 50	40
6575BRX...	Door (less lens) nickel.....				75
6578X...	Gasket (door lens).....				03
6511HX...	Headlamp assembly.....	pr.			5 50
6511KX...	Headlamp assembly.....	pr.			5 50
6501AX...	Headlamp assembly R.....	1926			3 25
6502AX...	Headlamp assembly L.....	1926			3 25
6501CX...	Headlamp assembly R.....	1926			3 25
6502CX...	Headlamp assembly L.....	1926			3 25
6576HX...	Lens (headlamp) refracting—in carton—pair.....			45 00	50
29X...	Nut (headlamp to fender bracket bolt).....	Order 2825B			
6592X...	Plug—with thimble.....		90	7 50	10
6590AX...	Reflector assembly.....		5 00		75
6590BX...	Reflector (dimmer type).....				90
6580X...	Screw (focusing).....				03
6574X...	Socket (bulb).....		1 25		15
6574BX...	Socket (headlamp plug).....				15
6591X...	Spring (focusing screw).....				01
6586X...	Spring (reflector).....				05
6589X...	Switch assembly—with screws.....				30
8650X...	Switch (headlamp and horn) assembly.....				40
7489X...	Washer (headlamp to fender bracket bolt).....	Order 4806C			
7487BRX...	Wire (switch to terminal) 11 3/4" long.....				05
1943X...	Wire (lamp to lamp) 40" long.....				10
7490X...	Wire (lamp to ground) 10 3/4" long.....				05

SIDE AND TAIL LAMPS

6520X...	Bulb (tail lamp and headlamp dimmer) 6-8 volt—2 1/4 c. p.—single contact.....	1919-26	\$ 1 60	\$15 00	20
6460X...	Burner (lamp).....				25
6409X...	Bushing (tail lamp wire) assembly.....				03
2107X...	Clip (tail lamp wire).....				01


*Used on cars without starter with switch on instrument panel.

†Cars without starter.

Part No.	Name of Part	Year	LIST PRICE		
			Lots of 10 per lot	Lots of 100 per lot	Each
2107-X					
6405-CX					
6495-X					
6495-DX					
6410-X					
6409-X					
6426-X					
6414-BX					
6484-AX					
6460-X					
6484-DX					
6495-DX					
6599-X					
6956-X					
6957-AX					
6957-BX					
7669-X					
8786-CX					

SIDE AND TAIL LAMPS—Continued

6956X	Door (side oil lamp)	\$ 0 50
6957X	Door (tail lamp)	50
6967BX	Door (tail lamp)	50
6599X	Fount (side oil and tail lamp)	50
6414BX	Gasket (electric tail lamp)	1923-26 02
6568X	Lamp (tail)	2 50
6568BX	Lamp (tail) oil	1923-25 2 50
7669X	Lamp (electric tail) assembly	\$ 8 00 90
8786CX	Lamp (electric tail) and license bracket assy.—including lamp	9 00 1 00
6561X	Lamp (side oil) per pair	4 50
6484BX	Lens (electric tail lamp) red	10 00 15
6484CX	Lens (electric tail lamp) red—celluloid	1923-25 03
6484DX	Lens (electric tail lamp) side—red	1924-26 10
6405CX	Lens (electric tail lamp) white	15
6405EX	Lens (oil tail lamp door) white—Edmunds & Jones design	1924-26 15
6405FX	Lens (oil tail lamp door) white—J. W. Brown design	1924-25 15
6483X	Lens (side oil lamp door)	15
6484AX	Lens (tail lamp) red	1915-25 15
6966X	Lens (tail lamp white) and frame	20
6406AX	Retainer (electric tail lamp white lens)	1923 05
6406BX	Retainer (electric tail lamp body and lens)	1923-26 05
6495AX	Socket (electric tail lamp bulb)	15
6495DX	Socket (electric tail lamp bulb) assembly	1923-26 15
2108X	Spring (tail lamp wire)	03
6410X	Support (tail lamp wire bushing)	01
6426X	Terminal (tail lamp wire)	1923-26 01
TT8821X	Wire (tail lamp to ground) assembly	15
6392X	Wick (lamp)	05



TOURING CAR AND ROADSTER WINDSHIELDS—1915-22

7888AX	Filler block (windshield upper frame)	1917-22 20
7810X	Bolt (windshield hinge)	1915-16 10
7844AX	Bracket (windshield) right	1915-22 50
7845BX	Bracket (windshield) right	1919-22 50
7846AX	Bracket (windshield) left	1915-22 50
7846BX	Bracket (windshield) left	1919-22 50
7824AX	Clamp (windshield glass)	1915-22 02
7839X	Filler block (windshield frame)	1915-17 25
7803AX	Filler block (windshield lower frame)	1915-22 20

Part No.	Name of Part	Year	LIST PRICE		Each
			Lots of 10 per lot	Lots of 100 per lot	
TOURING CAR AND ROADSTER WINDSHIELDS—1915-22—Continued					
7820BX	Frame (windshield) assembly—upper	1917-22		\$ 1	50
7802ARX	Frame (windshield) only—lower	1915-22		1	00
7887X	Frame (windshield) upper	1917-22			75
7828X	Glass (windshield) lower	1915-22		3	00
7827AX	Glass (windshield) upper	1915-22		2	55
7819BX	Hinge (windshield) assembly—left	1917-22			50
7818BX	Hinge (windshield) assembly—right	1917-22			50
3827X	Loop (windshield top snap)	1915-22			02
1154X	Nut (windshield hinge bolt)	1915-22	Order 3929C		
2449BX	Screw (windshield glass clamp)	1915-22		\$ 0	75
2257BX	Screw (windshield hinge to frame)	1915-22		1	00
292X	Spring (windshield hinge)		Order 2742		
7851ARX	Stop (windshield upper glass) nickel	1915-22			20
7852ARX	Stop (windshield lower glass) nickel	1915-22			20
7808X	Thimble (windshield hinge)	1915-22			03
7840ARX	Windshield assembly				10 00
7823ARX	Windshield assembly—lower half	1915-22			4 75
7822BX	Windshield assembly—upper half	1917-22			4 00

TOURING CAR AND ROADSTER WINDSHIELDS—1922-25

7886X	Anti-rattler (windshield)	1922-25		1	00	15
*8064X	Bolt (windshield bracket to body)	1922-25		1	00	02
6645X	Bolt (windshield bracket to instrument panel)	1922-25				03
7837X	Bracket (windshield) assembly—R. H.	1922-25				60
7838X	Bracket (windshield) assembly—L. H.	1922-25				60
7891X	Bracket (side oil lamp)	1922-25				30
9066X	Channel (windshield) center	1922-25				35
7816X	Cone (windshield frame)	1922-25				10
7888BX	Filler (windshield upper frame) lower	1922-25				05
7847X	Filler (windshield upper frame) upper	1922-25				05
7803BX	Filler (windshield lower frame)	1922-25				10
7802BX	Frame (windshield) assembly—lower	1922-25				1 00
7887CX	Frame (windshield) assembly—upper	1922-25				1 00
9534X	Glass (windshield) lower	1922-25				2 55
7827BX	Glass (windshield) upper	1922-25				2 35
1307X	Nut (windshield bracket to instrument panel bolt) lower	1922-25		2	00	05
7825X	Nut (windshield clamp stud wing)	1922-23				15
7842X	Nut (windshield cone lock)	1922-25				02
7852BX	Retainer (windshield glass) lower	1922-25				15
7851BX	Retainer (windshield glass) upper	1922-25				15
7826X	Stud (windshield frame clamping)	1922-25				03
7833X	Washer (windshield clamp stud nut)	1922-25			50	01
7840BX	Windshield assembly	1922-25				10 00
7823BX	Windshield assembly—lower half	1922-25				4 00
7822CX	Windshield assembly—upper half	1922-25				4 10

TOURING CAR AND ROADSTER WINDSHIELDS—1926

40326X	Bracket (windshield) assembly—left					1 00
40325X	Bracket (windshield) assembly—right					1 00
40324X	Channel (windshield) center					35
40315X	Clamp (windshield glass)					05
7816X	Cone (windshield bracket)					10
41128X	Fastener (windshield bracket curtain) male					03
40306X	Filler (windshield lower frame)					10
40319X	Filler (windshield upper frame) lower					05
40318X	Filler (windshield upper frame) upper					05
40303X	Frame (windshield lower) assembly					1 00
40320X	Frame (windshield upper) assembly					1 00
40308	Glass (windshield) lower	1926				2 30
40323	Glass (windshield) upper	1926				2 55
7825X	Nut (windshield bracket stud)					15
7842X	Nut (windshield cone lock)					02
2449BX	Screw (windshield glass clamp)				75	01
45521X	Strip (windshield glass retaining) lower					10
45520X	Strip (windshield glass retaining) upper					10
40317X	Stud (windshield clamping)					03
7833X	Washer (windshield bracket stud)					01
40314X	Weatherstrip (windshield) bottom					25
40312X	Weatherstrip (windshield) lower					05
40313X	Weatherstrip (windshield) upper					05
40328	Windshield assembly—lower	1926				4 15
40327	Windshield assembly—upper	1926				4 10
40300	Windshield assembly	1926				11 50

*Used on cars without starter.

Part No.	Name of Part	Year	LIST PRICE		Each
			Lots of 10 per lot	Lots of 100 per lot	
*TOURING CAR TOPS—1915-22					
3897X	Bow (touring car) wood	1913-17			\$ 60
4596X	Bow separator (touring car) male	1913-17			05
4597X	Bow separator (touring car) female	1913-17			05
6832X	Bow separator (touring car)	1918-22			05
6882X	Celluloid (side curtain) 20"x50"—.010" thick	1913-22			1 50
6883X	Celluloid (back curtain) 20"x50"—.020" thick	1913-22			2 25
8992X	Cotter (rib socket)	1918-22			02
6883RX	Curtain (touring car storm) right	1913-22			1 75
6882X	Curtain (touring car storm) left	1913-22			1 75
6940ARX	Curtain (back) and stay assembly	1915-22			3 00
4968BRX	Curtain (touring car side) right	1915-22			2 00
4967BRX	Curtain (touring car side) left	1915-22			2 00
6894ARX	Deck (touring car center) complete	1915-22			7 00
8940X	Eyelet (curtain fastener)	1917-22		\$ 0 75	01
8937X	Fastener (touring car top snap) single	1917-22		3 50	05
8938X	Fastener (touring car top snap) double	1917-22		3 50	05
7831ARX	Hook (curtain to windshield)	1915-22			02
7832X	Hook (curtain to body)	1915-22			02
3624X	Nut (touring car bow socket to seat iron) janned	1913-22			03
6815ARX	Pad (touring car side quarter)	1915-22			1 00
3314ARX	Rest (touring car top prop) with strap	1913-22			60
3858X	Rest (touring car top prop arm)	1913-21			25
41032X	Rib touring car front and rear extension	1918-22			30
8974ARX	Rib touring car front and rear upright	1918-22			30
6860BRX	Socket (touring car front extension rib) right	1918-22			1 00
6861BRX	Socket (touring car front extension rib) left	1918-22			1 00
3884BRX	Socket (touring car rear extension rib) right	1918-22			1 00
3885BRX	Socket (touring car rear extension rib) left	1918-22			1 00
6862BRX	Socket (touring car front upright rib) right	1918-22			1 00
6863BRX	Socket (touring car front upright rib) left	1918-22			1 00
3882BRX	Socket (touring car rear upright rib) right	1918-22			1 00
3883BRX	Socket (touring car rear upright rib) left	1918-22			1 00
3924RX	Strap (touring car top to windshield) assembly	1915-22			20
3629ARX	Strap (touring car stay) assembly—complete	1913-21			35
3629BRX	Strap (stay) assembly	1921-22			25
6829BX	Support (touring car extension) upper	1918-22			10
6830BX	Support (touring car extension) lower	1918-22			05
7940ARX	Top (touring car) complete	1915-22			†27 00
4981ARX	Visor (touring car top)	1920-22			50
8943X	Washer (curtain fastener eyelet)	1917-22			01

TOURING CAR TOPS—1922-25

3573X	Brace (top extension) right	1922-25			25
3574X	Brace (top extension) left	1922-25			25
**3588X	Bracket (top clamping) assembly	1922-25			20
**6902X	Button (glove fastener)	1922-25			02
6882BX	Curtain (front side) assembly—right	1922-25			1 75
6883BX	Curtain (front side) assembly—left	1922-25			1 85
††6940BRX	Curtain (rear) assembly	1922			2 50
6940CX	Curtain (rear) assembly	1922-25			2 50
††4968CRX	Curtain (rear side) assembly—right	1922			2 00
4966DX	Curtain (rear side) assembly—right	1922-25			1 75
††4967CRX	Curtain (rear side) assembly—left	1922			2 05
4967DX	Curtain (rear side) assembly—left	1922-25			1 70
††6894BRX	Deck (top) assembly	1922			6 50
6894CX	Deck (top) assembly	1922-25			6 50
**6903X	Eyelet (side curtain rear glove fastener)	1922-25			02
**6904X	Fastener (rear curtain glove)	1922-25			02
**7831BX	Hook (curtain to windshield)	1922-25			02
6815BX	Pad (top side quarter) assembly	1922-25			1 00
3314BX	Rest (prop) and strap assembly	1922-25			60
8975X	Rib (top center and rear)	1922-25			30
8974BX	Rib (top center extension)	1922-25			30
8973BX	Rib (top front)	1922-25			30
**3548X	Screw (front socket fastener)	1922-25		doz.	05
6860CX	Socket (top rib) front—right	1922-25	8 00		1 00
6861CX	Socket (top rib) front—left	1922-25	8 00		1 00
3882CX	Socket (top rib) center—right	1922-25	9 00		1 00
3883CX	Socket (top rib) center—left	1922-25	9 00		1 00
††3884CRX	Socket (top rib) rear—right	1922			1 25
3884DX	Socket (top rib) rear—right	1922-25	9 00		1 00
††3885CRX	Socket (top rib) rear—left	1922			1 25
3885DX	Socket (top rib) rear—left	1922-25	9 00		1 00
6862CX	Socket (top rib) center extension—right	1922-25	8 00		1 10

†Not subject to regular discount.

**Also used on 1922-25 Roadster Top.

††Used on tops with straight side quarters.

*Service Dealers' discount applies on Touring Car and Roadster top parts to shops specializing in top repairs.

Part No.	Name of Part	Year	LIST PRICE		
			Lots of 10 per lot	Lots of 100 per lot	Each
TOURING CAR TOPS—1922-1925—Continued					
6868CX	Socket (top rib) center extension—left	1922-25	\$ 8 00		\$ 1 00
6844BX	Strainer (top center)	1922-25			40
6846X	Strainer (top quarter)	1922-25			40
*3629CX	Strap (stay)	1922-25			20
*6901X	Stud (rear curtain glove fastener)	1922-25			02
3572X	Support (center extension to brace)	1922-25			05
3551X	Support (center) on rear socket	1922-25			05
3564X	Support (center extension) on center socket	1922-25			05
7940BX	Top assembly	1922-25	†250 00		†27 00
*4981BX	Visor (top) assembly	1922-23			75
*6906X	Washer (side curtain rear glove fastener)	1922-25			02

TOURING CAR TOPS—1926

41022X	Brace (front) right				25
41023X	Brace (front) left				25
41024X	Brace (center)				15
41042X	Brace (rear) right				25
41043X	Brace (rear) left				25
*3588X	Bracket (top clamping) assembly				20
*41100X	Curtain (front side) assembly—right				2 25
*41101X	Curtain (front side) assembly—left				2 25
41102X	Curtain (center side) assembly—right				2 25
41103X	Curtain (center side) assembly—left				2 25
41104X	Curtain (rear side) assembly—right				1 00
41105X	Curtain (rear side) assembly—left				1 00
41106X	Curtain (back) assembly				3 00
*41097RX	Curtain (gypsy) front—right				1 50
*41098RX	Curtain (gypsy) front—left				1 50
41110X	Deck (top) assembly				6 50
*8937X	Fastener (No. 1 socket screw base snap)		\$ 3 50		05
*41128X	Fastener (windshield bracket lift the dot) male				03
41114	Hood (dust) with straps				5 00
*7832X	Hook (curtain to body)				02
*41032X	Rib (No. 1)				30
41033X	Rib (No. 2)				30
41034X	Rib (No. 3)				30
41035X	Rib (No. 4)				30
41040X	Ring (brace support pin)				01
*41045X	Rod (curtain) front—right				20
*41046X	Rod (curtain) front—left				20
41047X	Rod (curtain) rear—right				20
41048X	Rod (curtain) rear—left				20
41008X	Socket (No. 1) right and left				1 00
41002X	Socket (No. 2) right				1 00
41003X	Socket (No. 2) left				1 00
41004X	Socket (No. 3) right and left				1 00
41005X	Socket (No. 4) right				1 50
41006X	Socket (No. 4) left				1 50
*45832X	Strip (back curtain finishing)				15
*6844BX	Strainer (center)				40
*3629CX	Strap (stay)				20
41011X	Top assembly—including curtains and curtain rods				†27 00
*41158X	Visor assembly				75

ROADSTER TOP PARTS—1915-22

4971X	Bows (Roadster top) second and third—wood	1914-18			50
6929X	Bow (Roadster top) first	1915-18			50
6937AX	Curtain (Roadster side) rear—right	1915-22			1 25
6938AX	Curtain (Roadster side) rear—left	1915-22			1 25
6935AX	Curtain (Roadster side) front—right	1915-22			1 50
6936AX	Curtain (Roadster side) front—left	1915-22			1 50
6950AX	Curtain (Roadster back) assembly	1915-22			2 40
6965AX	Deck (Roadster center) complete	1915-22			4 50
6806AX	Pad (Roadster side quarter)	1914-22			60
3877X	Rest (Roadster prop) with strap	1913-22			60
8772X	Rib (upright)	1918-22			30
8888AX	Rib (front extension)	1918-22			30
8889X	Rib (rear extension)	1918-22			30
8870AX	Socket (Roadster bow) upright—right	1915-18			1 25
8870BX	Socket (Roadster rib) upright—right	1918-22			1 00
8871AX	Socket (Roadster bow) upright—left	1916-18			1 25
8871BX	Socket (Roadster rib) upright—left	1918-22			1 00
8872BX	Socket (Roadster rib) front extension—right	1918-22			1 00
8873BX	Socket (Roadster rib) front extension—left	1918-22			1 00
4907AX	Socket (Roadster bow) rear extension—right	1913-18			1 00
4907BX	Socket (Roadster rib) rear extension—right	1918-22			1 00
4908AX	Socket (Roadster bow) rear extension—left	1913-18			1 00
4908BX	Socket (Roadster rib) rear extension—left	1918-22			1 00
7941RX	Top (Roadster) complete	1915-22			†22 00

*Also used on 1926 Roadster Top.
†Not subject to regular discount.

Part No.	Name of Part	Year	LIST PRICE		
			Lots of 10 per lot	Lots of 100 per lot	Each
‡ROADSTER TOPS—1922-25					
6935BX	Curtain (front side) assembly—right	1922-25			\$ 1 25
6936BX	Curtain (front side) assembly—left	1922-25			1 35
6938BX	Curtain (rear side) assembly—left	1922-25			90
6937BX	Curtain (rear side) assembly—right	1922-25			90
6950BX	Curtain (rear) assembly	1922-25			2 50
6965BX	Deck (top) assembly	1922-25			3 50
6806BX	Pad (top side quarter) assembly	1922-25			60
8989BX	Rib (top) center and rear	1922-25			35
8988BX	Rib (top) front	1922-25			35
6870CX	Socket (top rib) center—right	1922-25	\$ 8 00		1 00
6871CX	Socket (top rib) center—left	1922-25	8 00		1 00
6872CX	Socket (top rib) front	1922-25	8 00		1 00
4908CX	Socket (top rib) rear—left	1922-25	9 00		1 00
4907CX	Socket (top rib) rear—right	1922-25	9 00		1 00
7941BX	Top assembly	1922-25	†200 00		†22 00

***ROADSTER TOPS—1926**


41067	Curtain (rear side) assembly—right				1 00
41068	Curtain (rear side) assembly—left				1 00
41069	Curtain (back) assembly				2 50
41070	Deck assembly				3 50
41077X	Hood (dust) with straps				5 00
3876BX	Rest (prop) and strap assembly				60
8974B	Rib (Nos. 2 and 3)				30
41055X	Socket (No. 1)				1 00
41056X	Socket (No. 2) right				1 00
41057X	Socket (No. 2) left				1 00
41058X	Socket (No. 3) right				1 00
41059X	Socket (No. 3) left				1 00
41049X	Top assembly—including curtains and curtain rods				†22 00

†Not subject to regular discount.

‡For additional 1922-25 Roadster Top parts see 1922-25 Touring Car Top parts marked with a double asterisk (**).

For additional 1926 Roadster Top parts see 1926 Touring Car Top parts marked with an asterisk ().

Price List of Parts for Model T One Ton Truck



Part No.	Name of Part	Year	LIST PRICE			Fac. No.	No. Req. per Car
			Lots of 10 per lot	Lots of 100 per lot	Each Model		

REAR AXLE


1000	Axle assembly—rear	1918-26			\$110 00	TT	95	1
1001	Axle housing—right	1918-26			15 00	TT	4	1
1002	Axle housing—left	1918-26			15 00	TT	5	1
1003	Axle housing bolt	1918-26			\$0 40			
1003B	Axle housing bolt nut	1918-26			\$3 00			
			Order 2719					
1004	Axle housing cap	1918-26				40	TT	133
1005	Axle housing cap gasket	1918-26			1 50	02	TT	134
1006	Axle housing cap screw	1918-26			45	05	TT	72
1007	Axle housing cap screw lock wire	1918-26				01	TT	140
1008	Axle housing gasket—upper	1918-26			15	02	TT	138
1009	Axle housing gasket—lower	1918-26			40	05	TT	139
1010	Axle brake housing plate—right	1918-26				35	TT	147
1011	Axle brake housing plate—left	1919-26				35	TT	148
1012	Axle housing drain plug	1918-26				05	TT	136
1013	Axle shaft	1918-26				4 00	TT	2818
1014	Axle shaft cotter	1918-26				doz.	05	TT
1015	Axle shaft nut	1918-26			90	10	TT	166
1016	Axle shaft washer	1918-26			35	05	TT	135
1017	Axle shaft dust cap	1918-26				03	TT	56
1018	Axle shaft inner ball bear. assy.	1918-26				5 00	TT	125
1019	Axle shaft outer roller bearing	1918-26			9 00	1 00	TT	253
1020	Axle shaft outer R. B. sleeve—R.	1918-26			3 00	35	TT	170
1020B	Axle shaft outer R. B. sleeve—L.	1918-26			3 00	35	TT	161
1021	Axle shaft bearing felt	1918-26			1 20	15	TT	143
1022	Axle shaft bearing retainer	1918-26				05	TT	20
1023	Axle shaft bearing retainer washer	1918-26				02	TT	23
1024	Axle shaft felt retainer assembly	1918-26			1 50	20	TT	144
1025	Axle shaft felt retainer cup	1918-26				03	TT	145
1026	Axle shaft felt retainer plate	1918-26				03	TT	146
1026B	Rear axle oil retainer	1926				25	TT	198

Part No.	Name of Part	Year	LIST PRICE		Each Model	Fac. No.	No. Req. per Car
			Lots of 10 per lot	Lots of 100 per lot			

REAR AXLE—Continued

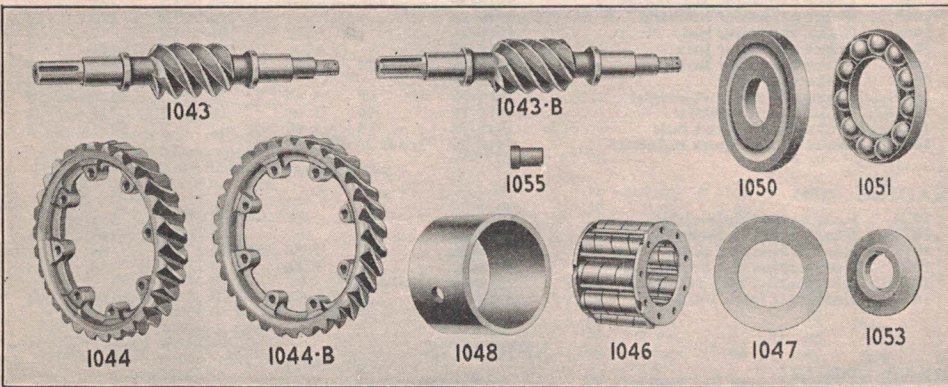
REAR AXLE—Continued

1027	Differential gear	1918-26			\$ 1 25	TT	13	2
1028B	Differential gear case—R. or L. half	1923-26			2 50	TT	11B	2
1029	Differential gear case bolt	1918-26		Order 1003				
1031	Differential gear lock ring	1918-26			02	TT	118	2
1032	Differential pinion	1918-26			50	TT	14	2
1033	Differential pinion shaft	1918-23			30	TT	15A	1
1033B	Differential spider	1923-26			1 50	TT	15B	1



DRIVE SHAFT

1034	Drive shaft	1918-26			7 00	TT	87	1
1036	D. S. tube assembly	1918-26			10 00	TT	153	1
1037	D. S. tube flange gasket	1918-26		\$ 0 15 \$ 1 25	02	TT	194	1
1038	D. S. tube flange screw	1918-26		Order 1006				
1039	D. S. felt	1918-26		80	10	TT	109	1
1040	D. S. felt container	1918-26			03	TT	110	1
1041	D. S. to worm coupling	1918-19			70	TT	85A	1
1041B	D. S. to worm coupling	1920-26			70	TT	85B	1
1042	D. S. to worm coupling pin	1918-26			01	TT	86	2



WORM


1043	Worm—7/4 to 1	1918-26			6 00	TT	16A	1
1043B	Worm—5/6 to 1	1918-26			6 00	TT	16B	1
1044	Worm gear—7/4 to 1	1918-26			10 00	TT	12A	1
1044B	Worm gear—5/6 to 1	1918-26			10 00	TT	12B	1
1045	Worm cotter	1918-26		Order 1014				
1046	Worm roller bearing	1918-26		6 50	75	TT	108	2
1047	Worm roller bearing retainer	1918-26		Order 1023				
1048	Worm roller bearing sleeve	1918-26		7 50	1 00	TT	107	2

Part No.	Name of Part	Year	LIST PRICE		Each	Model	Fac. No.	No. Req. per Car
			Lots of 10 per lot	Lots of 100 per lot				

REAR AXLE—Continued

WORM—Continued

1049	Worm roller bear. housing screw	1918-26			\$0 03	TT	101	2
1050	Worm thrust bearing collar	1918-26			50	TT	114	1
1051	Worm thrust ball and sep. assy.	1918-26	\$5 00		60	TT	123	1
1053	Worm thrust bearing retainer	1918-26	1 25		15	TT	111	1
1054	Worm thrust bear. retainer nut	1918-26	Order 1015					
1055	Worm thrust bear. retainer pin	1918-26		\$0 50	01	TT	112	1



BRAKE PARTS

1056	Brake shoe	1918-26			1 50	TT	2814	2
1057	Brake shoe lining, each	1918-26	2 00		25	TT	58	4
1058	Brake shoe lining rivet	1918-26		75	01	TT	68	40
1059	Brake shoe spring	1918-26	40		05	TT	67	2
1060	Brake shoe bolt	1918-26	80	7 50	10	TT	59	2
1060B	Brake shoe bolt nut	1918-26	Order 2507					
1061	Brake expander	1918-26			40	TT	61	2
1062	Brake expander lever	1918-26			15	TT	62	2
1064	Brake expander adj. collar	1918-26			15	TT	175	2
1065	Brake expander bushing	1918-26			10	TT	173	2
1066	Brake expander pin	1918-26			01	TT	7	2
1067	Brake expander link	1918-25			08	TT	176	4
1068	Brake expander link pin	1918-26	25	2 00	03	TT	177	8
1069	Brake rod	1918-26			30	TT	119	2
1070	Brake rod support—right	1918-26	60	5 00	10	TT	120	2
1071	Brake support—left	1918-26	60	5 00	10	TT	121	1
1072	Brake rod support bolt	1918-25	15	1 00	02	T	7181	2
1072B	Brake rod support bolt nut	1918-26	Order 3088E					

RADIUS ROD.


1073	Rear radius rod—right	1918-26			3 00	TT	152	1
1073B	Rear radius rod—left	1918-26			3 00	TT	158	1
1074	Rear radius rod bolt—front	1918-26	85	7 50	10	TT	84	1
1075	Rear radius rod bolt—rear	1918-26	85	7 50	10	TT	83	4
1075B	Rear radius rod bolt nut	1918-26	Order 2507					
1076	Universal joint bushing	1918-26			60	TT	69	1

SPRINGS

REAR SPRING

1077	Rear spring—right or left, each	1918-26			4 00	TT	333	2
1078	Spring leaf No. 1	1918-26	8 00		90	TT	334	2
1079	Spring leaf No. 2	1918-26	4 00		50	TT	362	2
1080	Spring leaf No. 3	1918-26	3 50		45	TT	363	2
1081	Spring leaf No. 4	1918-26	3 00		40	TT	364	2
1082	Spring leaf No. 5	1918-26	2 80		35	TT	365	2
1083	Spring leaf No. 6	1918-26	2 50		30	TT	366	2
1084	Spring leaf No. 7	1918-26	2 30		25	TT	367	2
1085	Spring leaf No. 8	1918-26			20	TT	368	2
1086	Spring leaf No. 9	1918-26			20	TT	331	2
1087	Spring bushing	1918-26			20	TT	172B	2
1088	Spring clip	1918-26			45	TT	326	2

Part No.	Name of Part	Year	LIST PRICE		Each Model	Fac. No.	No. Req. per Car
			Lots of 10 per lot	Lots of 100 per lot			




SPRINGS—Continued

REAR SPRING—Continued

1089	Spring clip nut	1918-26		\$ 0 05	TT	327	2
1091	Spring clip plate	1918-26		20	TT	329	4
1092	Spring tie bolt	1918-26		15	TT	330	2
1093	Spring tie bolt nut	1918-26	Order 1089				
1094	Spring tie bolt cotter	1918-26		*doz. 05	TT	328	2
1095	Spring clamp	1918-26		\$ 0 75	TT	375	2
1096	Spring clamp bolt	1918-26		25 \$ 2 00	TT	376	2
1096B	Spring clamp bolt nut	1918-26	Order 3514				
1097	Spring perch	1918-26		8 00	TT	2804	2
1098	Spring perch nut	1918-26	Order 1015				
1099	Spring perch cotter	1918-26	Order 1014				
1100	Spring perch bushing	1918-26		3 00	TT	172AR	2
1101	Spring perch bushing spacer	1918-26		10	TT	169	4
1102	Spring hanger assembly	1918-26		2 50	TT	91	4

FRONT SPRING (nine-leaf)

1151	Front spring	1926		27 50	TT	332	1
1152	Front spring—first leaf	1926	Order 3801B				
1153	Front spring—second leaf	1926	Order 3802C				
1154	Front spring—third leaf	1926	Order 3803C				
1155	Front spring—fourth leaf	1926	Order 3804C				
1156	Front spring—fifth leaf	1926	Order 3805C				
1157	Front spring—sixth leaf	1926		25	TT	2939	1
1158	Front spring—seventh leaf	1926		20	TT	2940	1
1159	Front spring—eighth leaf	1926		20	TT	2941	1
1160	Front spring—ninth leaf	1926	Order 3807D				
1161	Front spring tie bolt	1926		05	TT	1362	1
1162	Front spring tie bolt nut	1925	Order 3811B				
1164B	C. C. front bearing and spring clip assembly	1926		90	TT	2921	1
1165	Front spring clip bar	1926		25	TT	342	1
1166	C. C. front bearing and spring clip nut	1926	Order 2507				

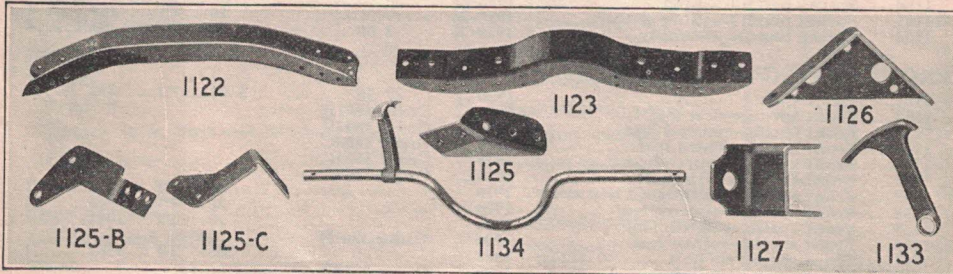


WHEELS

1105B	Rear wheel—dem.—Kelsey	1919-24		15 00	TT	7698	2
1105C	Rear wheel—dem.—Hayes	1919-24		15 00	TT	7698B	2
1105D	Rear wheel—dem.—less rim and hub—Kelsey	1919-24		6 50	TT	2817AR	2
1105E	Rear wheel—dem.—less rim and hub—Hayes	1919-24		6 50	TT	2817BR	2

*\$0.25 gross, \$0.75 per thousand.

Part No.	Name of Part	Year	LIST PRICE		Each	Model	Fac. No.	No. Req. per Car
			Lots of 10 per lot	Lots of 100 per lot				
WHEELS—Continued								
†1105H.	Rear wheel complete—dem.	1924-26			\$14 75	TT	7698C	
†1105J.	Rear wheel—less rim	1924-26			10 75	TT	2815F	
†1105K.	Rear wheel—less rim and hub	1924-26			6 50	TT	2817C	
†1106C.	Dem. rim only—Hayes	1919-26			3 50	TT	8774B	2
†1106D.	Dem. rim only—Kelsey	1922-26			3 50	TT	8774C	2
†1106E.	Dem. rim retainer ring—Kelsey	1922-26			45	TT	178	2
†1106F.	Dem. rim and flange assy.	1924-26			2 75	TT	8774D	
							TT189	
†1106G.	Dem. rim flange	1924-26			90	TT	189	
†1107B.	Clamp and nut assy.—Kelsey	1919-26	\$ 1 25		15	TT	8807	12
†1107C.	Clamp	1924-26			10	TT	8831D	
†1108B.	Clamp bolt	1919-24	40	\$ 3 50	05	TT	8832	12
†1108C.	Clamp bolt	1924-26	45	4 00	05	TT	8832B	
†1108D.	Clamp nut	1924-26	40	3 50	05	TT	8834B	
†1109.	Rear wheel complete, less tire	1918-26			17 50	TT	2815A	2
†1109B.	Rear wheel—solid tire design—less hub and tire	1919-26			13 25	TT	2816	2
†1111.	Rear hub	1918-26	20 00		2 25	TT	40	2
†1112.	Rear hub flange	1918-26			40	TT	149	2
†1113.	Rear hub brake drum	1918-26			1 25	TT	3	2
†1114.	Rear hub bolt	1918-26	40	3 50	05	TT	28	12
†1114B.	Rear hub bolt nut	1918-25		1 50	02	TT	29	12
†1116.	Rear hub cap	1918-26	2 25		25	TT	150	2
†1117.	Rear hub key	1918-26		2 50	03	TT	26	2
†1118.	Rear hub felt	1918-26	75	5 50	10	TT	162	2



FRAME

1119.	Frame assembly	1918-26			25 00	TT	300	1
1120.	Side member—right	1918-26			9 00	TT	301	1
1121.	Side member—left	1918-26			9 00	TT	302	1
1122.	Front cross member	1918-26			1 00	TT	303	1
1123.	Rear cross member	1918-26			4 00	TT	304	1
1124.	Front corner bracket—right	1918-26			15	TT	305	1
1125.	Front corner bracket—left	1918-26			15	TT	306	1
1125B.	Front end spacer—right	1918-26			15	TT	319	1
1125C.	Front end spacer—left	1918-26			15	TT	318	1
1126.	Rear cross member gusset plate	1918-26			25	TT	307	2
1127.	Rear cross member reinforcement	1918-26			35	TT	325	2

TRANSMISSION CONTROL

1133.	Speed lever	1918-26			10	TT	862	1
1134.	Control shaft with speed lever	1918-26			60	TT	1557	1

†30" x 5" Wheel.