

Fordson

TRADE MARK

TRACTOR

PARTS

PRICE LIST

Effective April 15, 1931

FORD MOTOR COMPANY

Fordson

TRADE MARK

TRACTOR

Parts Price List

Effective April 15, 1931

Prices subject to change without notice

FORDSON

FORD MOTOR COMPANY


Fordson Tractor Parts Price List

Instructions for Ordering Parts

1. Always give number of Tractor; it is stamped on the motor on the right-hand side.
2. Always give number and name of each part ordered.
3. All prices net f. o. b. Distributor, Factory or Dealer.
4. Specify whether shipments are to be forwarded by mail, express or freight.
5. Orders for parts should be written separately from correspondence pertaining to other matters.
6. Parts should be ordered from Dealer.



Price List of Fordson Tractor Parts



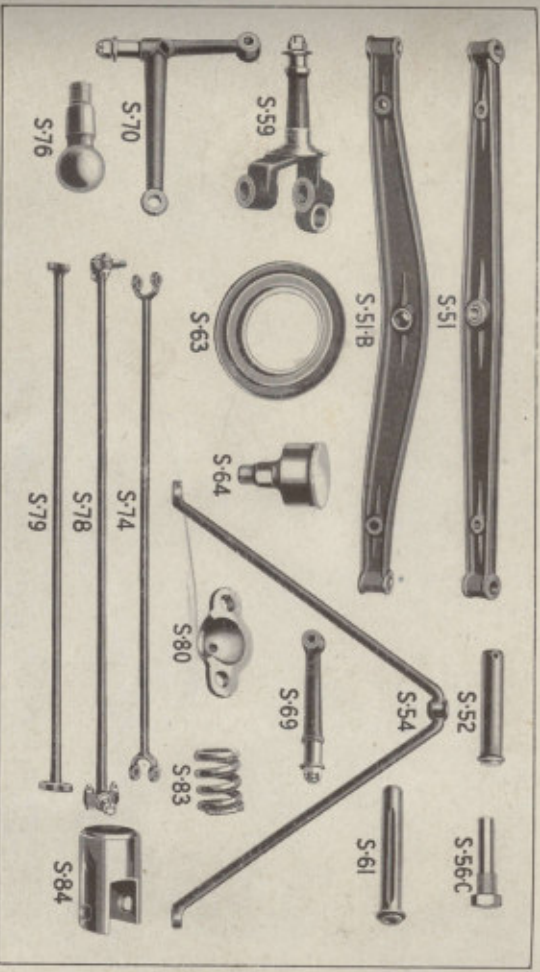
REAR AXLE

Catalog No.	Name	Specifications	List Factory No.	Year	Unit
S1B	Rear axle shaft and gear	Cast Iron	F1305B	1926-30	2
S2	Rear axle housing—R. or L.	Cast Iron	F1074	1917-30	2
S3	Rear axle housing cap screw	$\frac{3}{8}$ x $1\frac{1}{8}$ x 12 thds.	F1648	1917-30	24
S4	Rear axle housing gasket	Paper	F1875	1917-30	2
S5	Rear axle roller bearing	Steel	F2035	1917-30	2
S6	Rear axle roller brg. sleeve	Steel	F2036	1917-30	2
S7	Rear axle shaft brg. cover	Steel	F1630	1917-30	2
S8B	Rear axle shaft felt—inner	Steel	F1632B	1922-27	2
S9B	Rear axle shaft felt retainer	Steel	F1632B	1922-27	2
S9C	Rear axle shaft grease and felt retainer		F1629C	1917-30	2
S9D	Rear axle shaft grease retainer assembly		F1641	1917-30	2

Fordson Tractor Parts Price List


INDEX

PAGE		PAGE	
31	Air Washer	36	Governor
6	Axle (Front)	34	Grouser
5	Axle (Rear)	7	Kerosene Tank
15	Brake	38	Lighting System
29	Carburetor	13, 37	Magneto and Flywheel
16	Clutch	38	Paint
31	Coil (Spark)	33	Pulley (Belt)
13	Commutator	19	Radiator
38	Cotter Pins	34	Rim (Extension)
35	Coupler (Automatic)	32	Seat
34	Cover (Tractor)	17	Starting Crank
17	Dash	18	Steering Gear
9	Engine	33	Tools
21	Fan	13	Transmission
35	Fender	23, 27	Vaporizer (Holley)
33	Foot Bracket	26, 28	Vaporizer (Kingston)
8	Gasoline Tank	7	Wheels
15	Gear Shifter	32	Wiring



REAR AXLE—Continued

Catalog No.	Name	Specifications	List	Factory No.	Year	Unit
S99	Rear axle shaft grease and S99.		\$0.02	F1649	1917-30	2
S10	Rear axle housing gasket	1/2" pipe plug	03	F 820	1917-30	2
S11	Rear axle hub, fitting	F 831	30	F 831	1931	2
S12	Rear axle hub, fitting	F 832	30	F 832	1931	2
S13	Differential gear lock ring	Steel	1.74	F1340	1917-25 2 Pt.	2
S14	Differential pinion spider	Steel	4.75	F1315	1917-30	4
S15	Differential pinion	Cast iron	2.25	F1313	1917-30	4
S16	Differential housing bolt	3/4" x 2 1/4" x 20 thds.	07	F1514	1917-30	12
S17	Differential housing bolt nut	3/4" x 2 1/4" x 20 thds.	10	F 152	1917-30	12
S18	Differential housing ball	3/4" dia. inside, 6 1/4" outside	7.20	F1526AR	1917-30	2
S19B	Differential housing bearing		8.75	F1536B	1917-30	1
S20B	WORM AND NUT ASSEMBLY	Bronze—31 teeth.	32.25	F1294B	1920-30	1
S21D	Worm and nut assembly		17.00	F1407	1922-30	1
S22C	Worm shaft thrust roller brg.	1 1/2" x 12 thds.	16.00	F1524T	1917-30	1
S23	Worm nut (K. H. thread)		85	F1406AR	1917-27	1
S23B	Worm nut (L. H. thread)		85	F1406B	1927-30	1
S26	Worm shaft thrust roller bearing race		2.50	F3114	1917-30	1
S19B	Differential housing bearing		7.20	F1526AR	1917-30	2




FRONT AXLE—Continued

Catalog No.	Name	Specifications	List	Factory No.	Year	Unit
S70	SPINDLE ARM FRONT—LEFT—ASSEMBLY		\$2.65	F2312	1917-30	1
S71	Spindle arm bushing	Steel (Order S67)	07	F1328	1917-30	2
S72	Spindle arm nut	3/4" x 1 1/2" thds. (Order S67)	2	F 427	1917-30	2
S73	Spindle arm washer	Steel (Order S67)	15	F1586	1917-30	1
S74	Spindle connecting rod	Steel	10	F1339	1917-30	2
S75	Spindle conn. rod yoke pin	1/4" x 2 1/2"	14	F1341	1931	2
S75B	Spindle conn. rod pin	Steel	83	F1614	1917-30	2
S76	Spindle arm ball	1/2" x 1 1/2" (Order S88)	5.00	F2224	1917-30	1
S78	SPINDLE ARM BALL NUT		3.90	F1809	1917-30	1
S79	STEERING ROD ASSEMBLY		25	F 427	1917-30	2
S80	Steering gear conn. rod cap	Steel	35	F 427	1917-30	2
S81	Steering gear conn. rod cap	Steel	05	F1733	1917-30	4
S82	Steering gear conn. rod cap	1/4" x 1 1/2" x 20 thds.	04	A21791	1917-23	4
S83	Front axle spring block	1/4" x 20 thds.	1.40	F1604	1929-30	1
S83B	Front axle spring block		2.95	F1605	1929-30	2
S84	Front axle spring seat		04	F1610	1929-30	1
S86	Trunnion pin plain washer		22.00	F2039A3	1917-30	2
S100B	Front wheel hub cap	Steel	25	F1603	1917-30	2
S101	Front wheel spindle bearing	2 1/2" dia. outside	45	F2600	1917-30	2
S102	Front wheel spindle bearing	2 1/2" dia. outside	1.00	F2601	1917-30	2
S103	Front wheel spindle bearing	1 1/2" dia. inside	95	F2602	1917-30	2
S104	Front wheel spindle bearing	3 1/2" outside dia.	1.75	F2603	1917-30	2
S105	Front wheel spindle bearing	1 1/2" inside dia.	05	F2574	1917-30	2
S106	Front wheel spindle washer	1 1/2" dia. inside, 2 1/2" dia. outside	2.40	A7065	1917	2
S108	Front wheel ball bearing	1 1/2" dia. inside, 3 1/2" dia. outside	4.50	F2223	1917-30	2
S120	REAR WHEEL ASSY—R	Less bushing	20.00	F1777	1917-30	1
S121	REAR WHEEL ASSY—L	Less bushing	20.00	F 790	1917-30	8
S122	Rear wheel hub cap screw	3/8" x 2 1/4" x 10 thds.	5.25	F1303	1917-30	14
S123	Rear wheel bushing	Steel	70	F 675	1917-30	14
S124	Rear wheel cleat—right		02	F 676	1917-30	14
S125	Rear wheel cleat—left		02	F 635	1917-30	14
S128	Rear wheel cleat rivet		30	F222	1930	4
S129	Rear wheel hub driver and pulser screw		03	F580	1930	112
S130	Rear wheel cleat nut		03	F580	1930	112
S131	Rear wheel cleat nut		01	Order A22900	1930	112

KEROSENE TANK

S151	KEROSENE TANK ASSY	(Order S126 B)	15	F225	1917-30	1
	Kerosene tank cap	(Same as T2901 B)				

*Beginning with tractor No. 32764. †Not subject to regular discount.



Catalog No.	Name	Specifications	List	Factory No.	Year	Unit
-------------	------	----------------	------	-------------	------	------

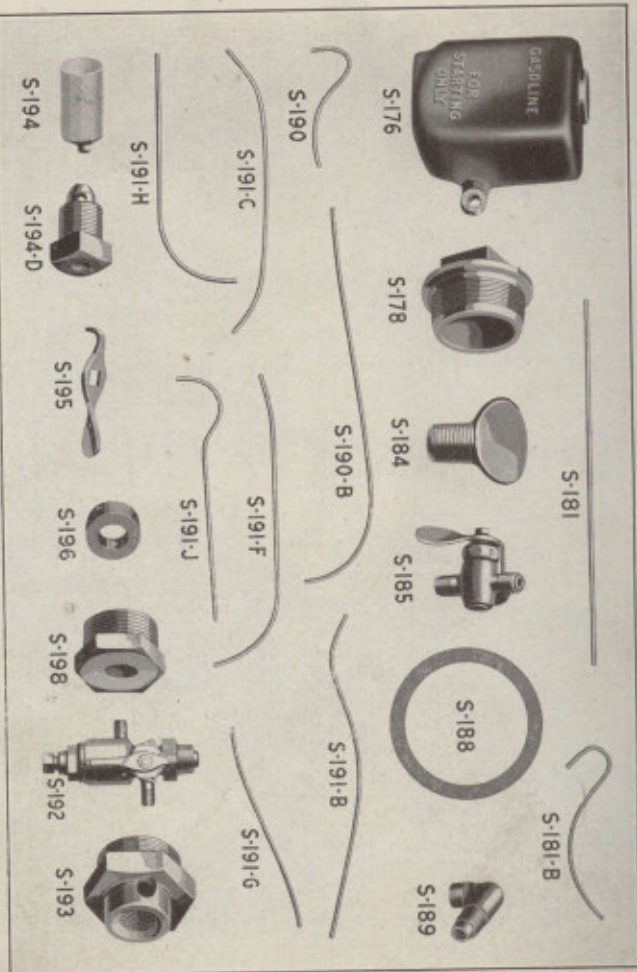
KEROSENE TANK—Continued

S152	Kerosene tank strap—rear assembly		\$1 45	F1926	1917-30	1
S153	Kerosene tank strap—rear assembly		1 45	F1927R	1917-22	1
S154	Kerosene tank strap lining	Cotton webbing	15	F1579	1917-30	2
S155	Kerosene tank strap rivet	(Same as T1038)	01	T108	1917-30	6
S156	Kerosene tank strap lock washer	Steel (Same as T3078C)	01	A22300	1917-30	4
S157	Kerosene tank strap nut	1/4 x 20 threads	02	F 584	1917-30	4
S158	Sediment bulb assembly	(Same as T2902B)	1 50	T2088	1917-24	1
S159	Sediment bulb flange	Including pet cock	40	T2051	1917-24	1
S160	Sediment bulb pet cock	(Same as T2905)	03	T2094	1917-24	1
S161	Sediment bulb pet cock	(Same as T3079)	*15	A815	1917-24	1
S162B	Kerosene feed tube		20	F1931BR	1917-24	1
S163	Sediment bulb pack nut	(Order S163)	05	F4433	1917-24	1
S164	Sed. bulb pack nut packing	Steel, 3/8 x 18 thds (Same as T3913)	02	F4428	1917-24	1

GASOLINE TANK

S176	Gasoline tank cap	Cast iron (Same as T2801)	2 50	F2024R	1917-25	1
S178	Gasoline tank plug gasket	Lead (Order S151)	35	F2027R	1917-25	1
S181	Gasoline tank pet cock	Brass (Order S161)	20	F1930R	1917-25	1
S181B	Fuel feed tube—short	Brass tubing	10	F3398R	1922-25	1
S182	Gasoline feed tube pack nut	(Order S163)	05	F 560	1917-26	2
S183	Gasoline tank screw lock washer	1/4" std.	01	A22330	1917-26	2
S184	Aux. gas tank plug		05	F1939R	1917-23	1
S185	Fuel valve (two way)		80	F3489R	1922-24	1
S186B	Fuel tank assembly		18 00	F1618C	1917-30	1
S187	Fuel tank filler plug and gasket assy.	(Order S151)	02	F231	1924-30	1
S188	Fuel tank filler plug gasket	(Same as T2905)	10	F1932AR	1924-30	1
S189	Gasoline tank feed tube		20	F1932AR	1924-27	1
S190B	Gasoline starting tank to sediment bulb tube		25	F1932B	1929-30	1

†Two required on tractors with breather on dash.
 †Used only on tractors without breather on dash.
 †When replacing plug having 3/4" hole with plug having 1/2" hole also install S186.



Catalog No.	Name	Specifications	List	Factory No.	Year	Unit
-------------	------	----------------	------	-------------	------	------


GASOLINE TANK—Continued

S191B	Fuel feed tube	(Used with S186 and S1000)	\$0 25	F1933BR	1924-26	1
S191C	Fuel feed tube	(Used with S186 and S1100)	20	F1933CR	1924-25	1
S191D	Fuel feed tube	(Used with S1100)	25	F1933DR	1925-26	1
S191E	Fuel feed tube	(Used with S1200)	45	F1933ER	1927	1
S191F	Sediment bulb to carburetor pipe	(Kerosene)	25	F1933GR	1929-30	1
S191G	Sediment bulb to carburetor pipe	(Gasoline)	25	F1933FR	1929-30	1
S191H	Sediment bulb to carburetor pipe	(Gasoline)	20	F1933H	1929-30	1
S191J	Sediment bulb to carburetor pipe	(Kerosene)	20	F1933I	1929-30	1
S192	SEDIMENT BULB ASSY		1 60	F2900B	1924-30	1
S193	Sediment bulb screen retainer		15	A9175R	1924-30	1
S194	Sediment bulb screen assy.		08	F2962R	1924-30	1
S194C	Sediment bulb drain plug	(Same as T6216)	15	F6329A	1929-30	1
S194D	Sediment bulb drain plug		12	F4489B	1929-30	1
S195	Sediment bulb valve handle		05	F2904	1924-30	1
S196	Sediment bulb valve packing		02	F3094	1924-30	1
S197	Sediment bulb valve stem nut	(Same as T5134)	01	A21665	1924-30	1
S198	Sediment bulb valve pack nut		10	T2151	1924-30	1

ENGINE

S199	Engine assembly	(See Illustration page 2)	2210 00	F2490AR	1917-27	1
S199B	Engine assembly (less magnet)		210 00	F2490B	1929-30	1
S200	CYLINDER	Cast iron	57 60	F2260E	1917-27	1
S200B	Cylinder		57 60	F2259A	1929-30	1
S200C	Cylinder assembly	Std. cyl. std. crankshaft.	1125 00	F3134DR	1917-27	1
S200F	Cylinder assembly		1125 00	F3134F	1929-30	1
S200G	Cylinder head		17 00	F 134CR	1917-27	1
S201B	Cylinder head	(High compression)	17 00	F 134DR	1917-27	1
S201D	Cylinder head	(High compression)	17 00	F 133E	1929-30	1
S201E	Cylinder head	(Low compression)	17 00	F 133F	1929-30	1
S201F	Cylinder head		17 00	F 133G	1929-30	1
S202	Cylinder head cap screw	1/2" x 3 1/2" x 13 thds.	05	F1379	1917-30	22

†Not subject to regular discount.



Catalog No.	Name	Specifications	List	Factory No.	Year	Unit
-------------	------	----------------	------	-------------	------	------


ENGINE—Continued


S203B	Cylinder head gasket	Copper, asbestos	\$0 65	F 157B	1917-30	1
S204	Cylinder head water conn. gasket		15	F1567A	1917-27	1
S204B	Cylinder head water connection gasket		18	F1567B	1929-30	1
S205	Cylinder oil pipe	Steel, 1 3/4" dia.	03	F1844	1917-30	5
S206	Cylinder oil pipe	Steel	50	F1816AR	1917-25	1
S206B	Cylinder oil pipe		60	F1816BR	1926-27	1
S206C	Cylinder oil pipe		60	F1816C	1929-30	1
S206D	Cylinder oil pipe bracket		10	F 156A	1929-30	1
S206E	Cylinder oil pipe bracket		10	F 156A	1929-30	1
S206F	Cylinder oil pipe		60	F1816C	1931	1
S207B	Cylinder front cover	Cast iron	15 00	F1818BR	1917-27	1
S207C	Cylinder front cover		17 25	F1818CR	1929	1
S207D	Cylinder front cover		17 25	F1818D	1929-30	1
S208	Cylinder front cover bolt	3/4" x 1 1/2" x 20 thds.	05	F 583	1917-30	2
S210	Cyl. front cover drain cock	Brass and malle. iron	40	F1769	1917-30	1
S211	Cyl. front cover felt	Field	20	F 716	1917-30	1
S212	Cyl. front cover cap screw	1/2" x 1 1/2" x 13 thds. (Order S182)	8		1917-25	8
S213	Cyl. front cover screw lock washer	1/2" std. (Order S183)	3		1917-25	3

Catalog No.	Name	Specifications	List	Factory No.	Year	Unit
-------------	------	----------------	------	-------------	------	------

ENGINE—Continued

S212	Governor hole cover		\$ 0 75	F7891	1929-30	1
S212B	Governor hole cover gasket		02	F7892	1929-30	1
S213	Governor hole cover screw	(Order A50961)	02		1929-30	4
S213B	Cylinder front cover gasket	Vellumoid	05	F1889AR	1917-27	1
S214	Cylinder front cover gasket		08	F1889B	1929-30	1
S215	PISTON COMPLETE	Cast iron	3 60	F2264B	1917-27	4
S216	Piston complete	.005" oversize	3 60	F2264D	1917-27	4
S216B	Piston complete	3/8" oversize	3 60	F2264E	1917-27	4
S216C	Piston complete	1/2" oversize	3 60	F2264F	1917-27	4
S216D	Piston complete	5/8" oversize	3 60	F2264G	1917-27	4
S216E	Piston complete	10/16" oversize	3 60	F2264H	1917-27	4
S216F	Piston complete	Die cast	4 40	F2262A	1929-30	4
S216G	Piston complete	.005" oversize	4 40	F2262BR	1929-30	4
S216H	Piston complete	.010" oversize	4 40	F2262CR	1929-30	4
S216K	Piston complete	.052" oversize	4 40	F2262DR	1929-30	4
S216L	Piston complete	.057" oversize	4 40	F2262ER	1929-30	4
S217	Piston pin	Steel	1 35	F1168A	1917-30	4
S217B	Piston pin	(Use with steel or die cast piston)	75	F1168B	1929-30	4
S217C	Piston pin retainer	(Use with S217B)	05	F4313	1926-30	4
S218	Piston ring	.005" oversize	15	F 363DR	1917-27	12
S218B	Piston ring	Standard	15	F 363B	1917-27	12
S218C	Piston ring	Standard	15	F 362A	1930-31	12
S218D	Piston ring	.005" oversize	15	F 362B	1930-31	12



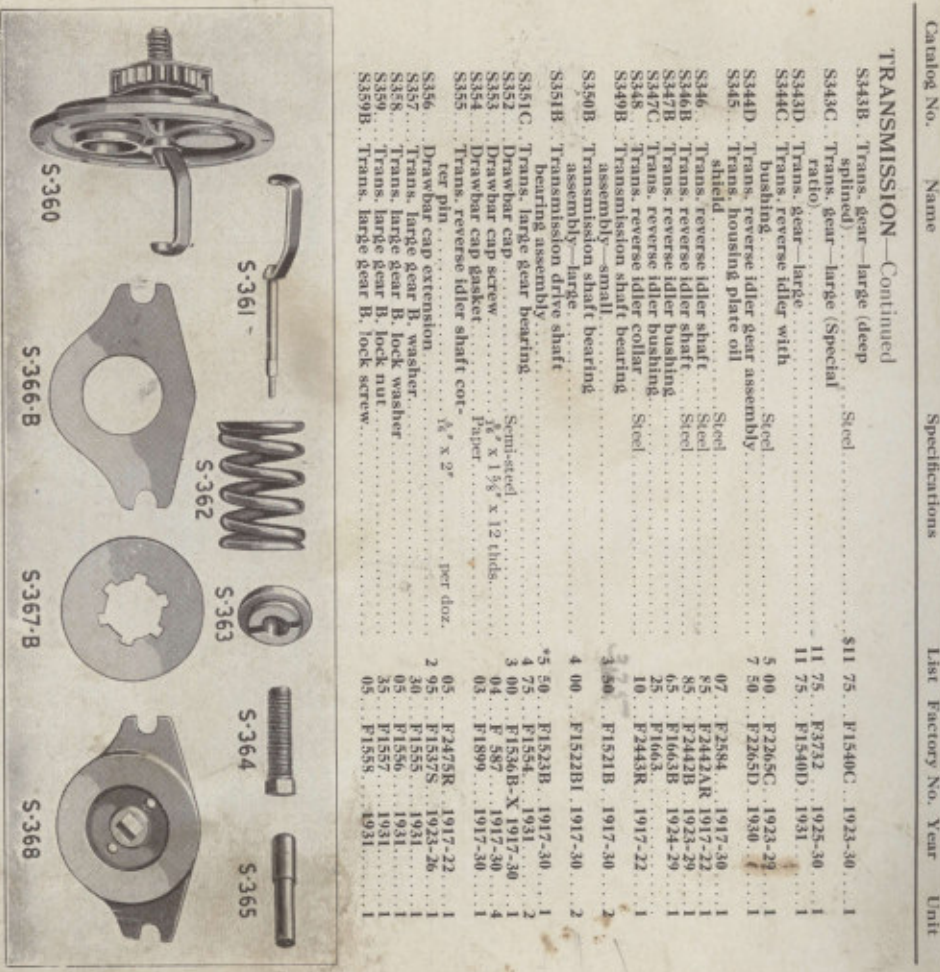


Catalog No.	Name	Specifications	List	Factory No.	Year	Unit
-------------	------	----------------	------	-------------	------	------

TRANSMISSION—Continued

S327	Trans. housing plate	Semi-steel	\$ 6.00	F1678AR	1917-22	1
S327B	Trans. housing plate	Cast iron	6.50	F1678B	1923-30	1
S328	Trans. housing plate gasket	Paper	03	F1898	1917-30	1
S329	Trans. housing plate pin	Steel	10	F1755	1917-30	1
S329	Trans. housing plate cap	$\frac{1}{2}$ " x $1\frac{1}{4}$ " x 13 thds. (Order S302)				8
S329	Trans. housing plate cap	Screw				
S330	Trans. housing bolt	$1\frac{1}{2}$ " x $1\frac{1}{2}$ " x 20 thds. (Order S208)				14
S331	Trans. housing bolt nut	$1\frac{1}{2}$ " x 20 thds. (Order S157)				14
S331	Trans. housing plug	$\frac{1}{2}$ " pipe plug (Order S110)				1
S331	Trans. housing cap screw	$\frac{1}{2}$ " x $1\frac{1}{4}$ " x 13 thds. (Order S182)				2
S330	Transmission housing to air washer base stud nut		03	F234	1929-30	2
S331	Transmission housing to air washer base stud		08	F1612	1929-30	2
S335B	Trans. shaft bevel gear	Steel	13.00	F1548B	1923-30	1
S336	Trans. shaft bevel gear	Steel	4.60	F1549	1917-30	1
S337	Trans. drive shaft nut	Steel	65	F1590	1917-30	1
S338	Trans. shaft—upper	$1\frac{1}{2}$ " x 20 thds.	7.80	F1518	1917-30	1
S338B	Trans. shaft—upper (Special ratio)		9.50	F3731	1925-30	1
S339	Trans. shaft—lower assy	Steel	9.75	F2192B	1917-30	1
S340	Trans. pinion (splined)	Steel	4.60	F1545	1917-30	2
S340B	Trans. pinion (splined)					
S341	Trans. pinion reverse (plain)	Steel	5.25	F3733	1925-30	1
S342	Trans. gear—low	Steel	4.70	F1546	1917-30	1
S342B	Trans. gear—low (Special ratio)		7.85	F1547	1917-30	1
S342B	Trans. gear—low (Special ratio)		7.00	F3734	1925-30	1

*Used only with S21C.



Catalog No.	Name	Specifications	List	Factory No.	Year	Unit
-------------	------	----------------	------	-------------	------	------

TRANSMISSION—Continued

S343B	Trans. gear—large (deep splined)	Steel	\$11.75	F1540C	1923-30	1
S343C	Trans. gear—large (Special ratio)		11.75	F3732	1925-30	1
S343D	Trans. gear—large		11.75	F1540D	1931	1
S344C	Trans. reverse idler with bushing	Steel	5.00	F2265C	1923-29	1
S344D	Trans. reverse idler gear assembly		7.50	F2265D	1930	1
S345	Trans. housing plate oil shield	Steel	07	F2884	1917-30	1
S346	Trans. reverse idler shaft	Steel	85	F2442AR	1917-22	1
S346B	Trans. reverse idler shaft	Steel	85	F2442B	1923-29	1
S347B	Trans. reverse idler bushing	Steel	65	F1663B	1924-29	1
S347C	Trans. reverse idler bushing		25	F1663		1
S348	Trans. reverse idler collar	Steel	10	F2443R	1917-22	1
S349B	Trans. reverse idler bearing assembly—small		3.50	F1521B	1917-30	2
S350B	Trans. reverse idler bearing assembly—large		4.00	F1522B1	1917-30	2
S351B	Transmission drive shaft bearing assembly		4.75	F1523B	1917-30	1
S351C	Trans. large gear bearing	Semi-steel	3.00	F1536B-X	1917-30	1
S352	Drawbar cap screw	Paper	04	F 587	1917-30	4
S353	Drawbar cap gasket		03	F1899	1917-30	1
S355	Trans. reverse idler shaft cotter pin	$\frac{1}{8}$ " x 2"	05	F2475R	1917-22	1
S356	Drawbar cap extension	per doz.	2.95	F1537S	1923-26	1
S357	Trans. large gear B. washer		30	F1555	1931	1
S358	Trans. large gear B. lock washer		05	F1556	1931	1
S359	Trans. large gear B. lock nut		35	F1557	1931	1
S359B	Trans. large gear B. lock screw		05	F1558	1931	1

BRAKE

S360	Trans. plate, reverse idler and brake assy.		17.50	F2388C	1923-29	1
S360B	Trans. plate, reverse idler and brake assembly		17.50	F2388D	1930	1
S361	Brake shaft		1.95	F3310	1923-30	1
S362	Brake spring		10	F4053	1923-29	1
S362B	Trans. brake spring		08	F3499B	1930	1
S363	Brake spring retainer nut		10	F4054	1923-29	1
S363B	Trans. brake spring retaining nut		05	F4054B	1930	1
S364	Brake adjusting screw		05	F4052	1923-30	1
S364B	Trans. brake plate pin		13	F3495AR	1923-29	2
S365	Brake plate pin		18	F3495B	1930	2
S365B	Trans. brake plate pin		13	F3494AR	1923-29	3
S366B	Brake plate—stationary		13	F3494B	1930	9
S367B	Brake plate—stationary		13	F3493AR	1923-29	2
S367C	Brake plate—revolving		13	F3493B	1930	7
S368	Trans. brake plate—revolving		75	F3496B	1923-29	1
S368B	Brake hub		50	F3496C	1930	1
S368B	Trans. brake shaft hub					

GEAR SHIFTER

S375	GEAR SHIFTER ASSEMBLY		10.50	F1782	1917-30	1
S376	Gear shifter plate	Cast iron	4.50	F1529	1917-30	1
S377	Gear shifter plate gasket	Vellumoid	05	F1896	1917-30	1
S377	Gear shifter plate cap screw	$\frac{1}{2}$ " x $1\frac{1}{4}$ " x 13 thds. (Order S182)				4

*Not subject to regular discount.

Catalog No.	Name	Specifications	List	Factory No.	Year	Unit
S-375						
S-376						
S-377						
S-379						
S-380						
S-381						
S-382						
S-383						
S-384						
S-385						
S-386						
S-387						
S-388						
S-389						
S-391						


GEAR SHIFTER—Continued

S379	Gear shifter lever	Steel	\$ 1 35	F1602	1917-30	1
S380	Gear shifter lever ball pin	Steel	25	F 577	1917-30	1
S381	Gear shifter lever ball pin	Steel	01	F1345	1917-30	1
S382	Gear shifter lever ball pin	Steel	20	F1053	1917-30	1
S383	Gear shifter lever ball pin	Steel	01	F1059	1917-30	1
S384	Gear shifter lever ball pin	Steel	1 45	F1531	1917-30	1
S385	Gear shifter lever ball pin	Steel	1 45	F1531	1917-30	1
S386	Gear shifter lever ball pin	Steel	05	F1776	1917-30	2
S387	Gear shifter lever ball pin	Steel	01	F1584	1917-30	2
S388	Gear shifter lever ball pin	Steel	20	F 533	1917-30	2
S389	Gear shifter lever ball pin	Steel	03	F 534	1917-30	1
S391	Gear shifter lever ball pin	Steel	07	F2202	1917-30	1

CLUTCH

CLUTCH ASSEMBLY

S400	Clutch housing—front	Steel	13 00	F1660	1917-30	1
S401	Clutch housing—rear assy.	Cast iron and steel	60	F 175	1917-30	1
S402	Clutch housing—rear assy.	Cast iron and steel	2 65	F2195	1917-30	1
S403	Clutch housing cap screw	1/4" x 1 1/8" x 28 tlds.	02	F2347	1917-30	8
S404	Clutch housing cap screw nut	1/4" x 28 tlds.	02	F2344	1917-30	8
S405	Clutch plate driver	Steel	20	F 416	1917-30	8
S406	Clutch plate driver	Steel	20	F 417	1917-30	8
S407	Clutch spring	Spring steel	10	F 944	1917-30	6
S408	Clutch drive drum and keys	Malleable iron	5 50	F2194	1917-30	1
S409	Clutch driven drum ring	Steel	03	F1591R	1917-19 1 Pt.	1
S410	Clutch driven drum ring	Steel	50	F1589	1917-30	1
S411	Clutch ratchet	Steel	15	F1572	1929-30	1



Catalog No.	Name	Specifications	List	Factory No.	Year	Unit
S-425						
S-426						
S-427						
S-428						
S-429						
S-430						
S-431						

CLUTCH—Continued


S411B	Clutch ratchet rivet		\$ 0 01	F1779	1931	2
S412	Clutch ratchet lever and arm assembly		1 15	F1574	1929-30	1
S413	Clutch ratchet lever pin		15	F1581	1929-30	1
S414	Clutch ratchet lever pin		01	F1585	1929-30	1
S415	Clutch ratchet lever pin		10	F1571	1929-30	1
S416	Clutch ratchet lever pin		05	F945	1929-30	1
S417	Clutch ratchet lever pin					

STARTING CRANK

S425	Starting crank	Steel	1 75	F1814	1917-30	1
S426	Starting crank handle	Steel	1 25	F 661	1917-30	1
S427	Starting crank handle pin	(Same as T3901)	20	F 226	1917-30	1
S428	Starting crank handle pin	(Same as T3902)	10	F 229	1917-30	1
S429	Starting crank handle spring	(Same as T3909)	01	F 228	1917-30	1
S430	Starting crank spring	Steel	05	F 459	1917-30	1
S431	Starting crank spacer	Steel	05	F1823	1917-30	1
S432	Starting pin	1/2" dia. x 2 3/4"	20	F1021	1917-30	1

DASH

S451C	Dash with lining		23 00	F2266CR	1917-27	1
S451D	Dash assembly		8 00	F2266D	1929-30	1
S452	Dash cotton lining	Cotton webbing	05	F1817	1917-30	2
S453	Dash cap screw	1/4" x 1 1/2" x 12 tlds. (Order S859)				2



**Also supply one (1) each of S402B, S403B, S282B and S403D when replacing previous type dash not having ignition switch.


Catalog No. Name Specifications List Factory No. Year Unit

DASH—Continued

S455	Dash gasket	Vellumoid	\$0 05	F1897	1917-30	1
S456	CLUTCH LEVER BRACKET ASSEMBLY		5 50	F1789	1917-30	1
S457	Church lever bracket	Cast iron	1 40	F1758	1917-30	1
	Church lever bracket bolt	1/2" x 1 1/2" x 13 thds. (Order S802)				
S458	Church lever bracket screw		10	F1757	1929-30	4
S459B	Church lever pin	M x 2 3/4" (Order S75)	3 50	F1760B	1917-30	4
S461	Church release plate	Bronze	1 15	F1759	1917-30	1
S462	Church pedal	Steel	1 40	F1587	1917-29	1
S463	Church pedal cam	Steel	4 75	F2762		1
S464	Church pedal cam retainer	Steel	85	F1761	1917-30	1
S465	Church pedal spring	Steel	03	F1762	1917-30 1 Pr.	1
S466	Church pedal and steering arm felt	Steel wire	03	F1853	1917-30	1
S467	Retainer		03	F1642	1929-30	1
S467B	Church pedal and steering arm bushing		02	F2763		1
			05	F1852	1931	2

STEERING GEAR


S475	Steering wheel assembly		4 50	F1747A3	1917-30	1
S477B	Steering wheel lockwasher		02	A22367	1929-30	1
S479B	Steering shaft and pinion	(Use T2545)	4 60	F1740	1917-30	1
S480	Steering shaft grease cup	1/2" x 1 1/2" thds.	05	F76A2	1917-27	1
S481	Steering shaft nut	Malleable iron	1 05	F1745	1917-30	1
S482	Steering sector	1/2" x 1 1/2"	02	F1731	1917-30	1
S483	Steering sector pin	Steel	1 65	F1851A	1929-30	2
S484	Steering shaft bushing		5 80	F1635	1917-29	1
S485B	Steering arm assembly	Steel	15	F1784AR	1917-27	1
S486	Throttle control handle	Steel	15	F1784B	1929-30	1
S487	Throttle control lever conn.	Steel	23	F1785AR	1917-26	1
S487B	Throttle control rod to lever coupling		25	F1785B	1929-30	1
S487C	Throttle control rod to lever coupling		05	F1076	1929-30	1
S488	Throttle control rod and cover assembly	Steel	20	F1818AR	1917-21	1
S488B	Throttle control rod and cover assembly		75	F3202AR	1922-27	1
S488C	Throttle control rod assy.		30	F3201	1922-27	1
S488D	Throttle control rod		20	F1818B	1922-27	1
S488E	Throttle control rod		20	F1818C	1929-30	1
S488F	Throttle control rod and cover assembly		90	F3202B	1929-30	1
S489	Throttle control rod lever	Steel	25	F1654	1917-27	1
S489B	Throttle control rod lever	Steel	15	F3394AR	1922-27	1
S489C	Throttle control rod lever		15	F3394B	1929-30	1
S490	Throttle con.-rod lever pin	1/2" x 5/8"	01	F1786	1917-30	4
S491	Spark control rod	Steel	43	F1655AR	1917-27	1
S491B	Spark control handle		18	F1655B	1929-30	1
S491C	Spark control rod		25	F1653	1929-30	1
S492	Spark control rod support	Steel	10	F1873AR	1917-23	1
S492C	Spark control rod support		10	F1873C	1924-27	1
S492D	Spark control rod support		10	F1873D	1929-30	1
S493B	Spark control rod bracket		35	F1875B	1917-27	1
S493C	Spark control rod bracket		22	F3118AR	1924	1
S493D	Spark control rod bracket		22	F3118CR	1924-27	1
S493E	Spark control rod lever		10	F1875C	1929-30	1
S493F	Throttle control rod bracket		13	F3118D	1929-30	1
S494	Throttle control rod bracket plunger spring		03	F1188	1917-30	3
S495	Control rod spring retainer	Steel wire	01	F1150	1917-30	2
S495B	Spark control spring retainer	Steel	12	F1151	1929-30	1
S496	Control rod spring retainer pin	1/8" x 1 1/2"	03	F1781	1917-30	2
S497	Priming rod	Steel	35	F2037AR	1921-20	1
S497B	Priming rod		26	F2037B	1921-25	1
S497C	Primer rod	(Use with S1000)	22	F2037C	1924-26	1
S497D	Primer rod	(Use with S1100 & S1200)	15	F2037D	1925-30	1
S497E	Primer rod—front	(Use with S1000)	10	F2040	1925-26	1
S498	Priming rod plunger		05	F2109R	1917-25	1
S498B	Primer rod—front—bracket	(Use with S1000)	10	F2041	1925-26	1
S499	Needle valve adjusting rod	Steel	35	F2025AR	1917-21	1
S499B	Needle valve adjusting rod	Steel	40	F2025B	1922-30	1
S500	Throttle control rod yoke	Steel	20	F1915R	1917-21	1
S501	Throttle control cover assy.		13	F3200	1922-30	1
S502	Throttle control rod spring		05	F3199	1922-30	1
S503	Throttle control rod friction disc		05	F3198	1922-30	1



Catalog No. Name Specifications List Factory No. Year Unit

RADIATOR


S526	Radiator top tank and lining assembly	Cast iron	\$ 9 00	F2261AR	1917-27	1
S526B	Radiator top tank and lining assembly		12 00	F2261B	1929-30	1
S527B	Radiator top tank cover	(Replaces S527 & S530)	90	F1417	1917-30	1
S528	Radiator cover bolt	1/2" x 13 thds.	20	F1422	1917-30	1
S529	Radiator cover bolt nut	Steel	03	F1856	1917-30	1
S531	Radiator cover ring	Steel	03	F1421	1917-26	1
S532	Radiator tank cap screw	1/4" x 28 thds.	03	F2345	1917-30	21
S532B	Radiator slide member to top tank screw		03	F221	1929-30	4
S533	Radiator top tank stud	1/2" x 28 thds. & 3/8" x 16 thds.	05	F2294AR	1917-30	5
S533B	Radiator top tank stud		05	F2294B	1929-30	5
S534	Radiator top tank nut		02	F2348	1917-30	3
S535	Radiator top tank rivet	3/8" x 5/8" split (Order S155)	20	F1419	1929-30	1
S535	Rad. top tank cotton lining	Cotton webbing (Order S154)	3 00	F1405AR	1917-27	1
S536	Radiator top tank cover gasket	Cast iron				



Catalog No.	Name	Specifications	List Factory No.	Year	Unit
-------------	------	----------------	------------------	------	------

RADIATOR—Continued

S536B	Radiator top tank connection assembly	$\frac{1}{2}$ x $1\frac{1}{4}$ x 13 thds.	F7 70	F1400	1929-30	1
S538	Radiator top tank connection assembly	$\frac{1}{2}$ x $1\frac{1}{4}$ x 13 thds. (Order S185)	03	F2346	1917-30	4
S540	Radiator tank cap screw	$\frac{1}{4}$ x 1 x 28 thds.	21	F 381	1917-30	16
S541	Radiator tank cap screw nut	$\frac{1}{4}$ x 28 thds. (Order S104)	50	F1822	1917-30	46
S542	Radiator core assembly	Steel tube	10	F1533	1917-30	1
S543	Radiator tube & gland	Steel	08	F1534	1917-30	2
S544	Radiator strip—front	Cast iron	2	F1530	1917-27	2
S544	Radiator side member		2	F1530	1917-27	2



Catalog No.	Name	Specifications	List Factory No.	Year	Unit
-------------	------	----------------	------------------	------	------

RADIATOR—Continued


S541B	Radiator side member—R. H.		\$2 70	F1414	1929-30	1
S541C	Radiator side member—L. H.		2 70	F1415	1929-30	1
S542	Radiator bottom tank	Cast iron	2 75	F1387	1917-30	1
S543	Radiator bottom tank spacer	Steel	05	F1583	1917-30	1
S544	Radiator tank cap screw	$\frac{1}{2}$ x $1\frac{1}{2}$ x 18 thds.	05	F2352	1917-30	1
S545	Radiator tank gasket	Vellumoid	05	F1901	1917-30	2
S546	Radiator top tank gasket	Copper, asbestos	15	F1568	1917-30	1
S547	Radiator top tank gasket	Copper, asbestos	13	F 798	1917-30	1
S548	Radiator fin		13	F 800B	1917-30	1
S549	Radiator header—bottom		1 00	F 800B	1917-30	1
S550	Radiator header—top		1 00	F2486B	1917-30	1
S551	Radiator tube—small		06	F 801	1917-30	1
S552	Radiator tube—small	$\frac{1}{4}$ x $1\frac{1}{2}$ x 20 thds. (Order S208)				3
S553	Rad. conn. bolt nut	$\frac{1}{4}$ x 20 thds. (Order S157)				4
S554	Rad. conn. lock washer	$\frac{1}{4}$ x 20 thds. (Order S166)				4
S555	Water pump shaft assembly	$\frac{1}{2}$ std. (Order S183)	1 50	F142AR	1929	1
S556	Water pump shaft assembly	(Order A21875)	1 50	F1412B	1929-30	1
S557	Water pump shaft nut		03		1929-30	1
S558	Water pump shaft nut	(Order A23350)	02	F1404	1929-30	1
S559	Water pump bushing		20	F1411	1929-30	1
S560	Water pump bushing		04	F1402AR	1929	1
S561	Water pump impeller washer		05	F1402B	1929-30	1
S562	Water pump impeller washer		35	F1403	1929-30	1
S563	Water pump packing					1
S564	Water pump bushing rear		85	F162	1929-30	1
S565	Water pump bushing—front		25	F161	1929-30	1

FAN

FAN ASSEMBLY

S575	FAN ASSEMBLY	Assembly	7 25	F1846	1917-27	1
S576	Fan shaft	Steel	50	F1814	1917-27	1
S577	Fan blade	$\frac{3}{8}$ x 18 thds. (Order S58)	15	F2377	1917-27	1
S578	Fan blade retainer	Steel	50	F2462AR	1917-27	1
S579	Fan blade assembly		1 10	F2462B	1929-30	1
S580	Fan pulley	Cast iron	50	F2379AR	1917-27	1
S581	Fan pulley—rear half		1 15	F1409H	1929-30	1
S582	Fan pulley—front half		1 45	F2379CR	1929-30	1
S583	Fan pulley—front half		2 00	F2379D	1929-30	1
S584	Fan pulley—front half					1

Fordson Tractor Parts Price List



Catalog No.	Name	Specifications	List	Factory No.	Year	Unit
-------------	------	----------------	------	-------------	------	------

FAN—Continued


S881	Fan pulley gasket	Vellumoid	\$0	02	F2564	1917-27	1
S882	Fan pulley dust ring	Steel stamping	05	F2575	1920-27	1	1
S883	Fan pulley plug	Cast iron (Use T30880)	* 02	A2455	1917-27	1	1
S884	Fan drive pulley	Cast iron	1	F1502AR	1917-27	1	1
S884B	Fan drive pulley	Cast iron	2	F1502B	1929-30	1	1
S885	Fan drive pulley pin	(Order A22831)	03		1929-30	1	1
S886	Fan hub screw	Steel 1/4" x H" x 20 tnds.	10	F1575	1917-30	1	1
S886B	Fan hub screw	Steel	05	F2428AR	1917-29	1	1
S889	Fan ball bearing	H" inside dia., 1 1/2" outside dia.	05	F2428B	1929-30	4	4
S890	Fan washer	Steel	1	F1527	1917-27	2	2
S891	Fan belt	Special fabric, 1 H" x 3 1/2" thick	05	F1496	1917-27	1	1
S891B	Fan belt		70	F1467AR	1917-27	1	1
S892	Fan hub pulley flange set		1	F1467B	1929-30	1	1
S893	Fan pulley adjusting spacer	(Order A21707)	03	F1410	1929-30	1	4

HOLLEY VAPORIZER


S601	Mixer chamber assembly	(Old No. 604B)	05	F15091AR	1917-25	2	2
S601B	Mixer chamber	Copper, asbestos	50	F221-58R	1917-25	1	1
S602	Mixer chamber assembly	Copper, asbestos	05	F220-60R	1917-25	1	1
S602B	Mixing chamber	Die casting	30	F10850AR	1917-25	1	1
S603	Mixing chamber cover	Steel	25	F221-64R	1917-25	1	1
S603B	Mixing chamber cover assy.	(Order S-625B)	10	F221-64R	1917-25	1	1
S604C	Mixing chamber to manifold cap screw		30	F14373R	1922-25	1	1
S605	Mixer chamber cover gasket		05	F15091AR	1917-25	2	2
S606	Mixer chamber gasket		50	F221-58R	1917-25	1	1
S607	AIR VALVE		50	F220-60R	1917-25	1	1
S608	Air valve guide	Brass	30	F221-64R	1917-25	1	1
S609	Throat choke tube	Die casting	25	F221-64R	1917-25	1	1
S610	Throat resistor screw	Steel	10	F221-64R	1917-25	1	1
S611	Shifter valve button		80	F234-48R	1917-21	1	1
S612	Shifter valve plunger		25	F234-48R	1917-21	1	1
S613	Shifter valve spring		05	F230-78R	1917-21	1	1
S614	Shifter valve spring		05	F234-78R	1917-21	1	1
S615	STRANGLING THROTTLE LEVER	Cast iron	25	F234-8R	1917-21	1	1
S616	AND VALVE ASSEMBLY		50	F234-12R	1917-25	1	1
S616B	Strangling throttle lever		25	F14408AR	1922-25	1	1
S617	Strangling throttle plate	Steel	05	F220-93R	1917-25	1	1
S618	Strangling throttle pin	Brass	01	T4325A	1917-25	1	1
S619	Throttle lever assembly		64	F234-11R	1917-21	1	1
S620	Throttle plate	Steel	05	F12204R	1917-21	1	1
S620B	Throttle plate	Older S-618	05	F14605AR	1922-25	1	1
S622	Vapor tube pack nut	Steel	10	F221-52	1917-25	1	1
S623B	Vapor tube packing		10	F14208R	1917-25	1	1
S623C	Vapor tube packing		10	F14207R	1917-25	1	1
S624	Floater chamber assembly		5	F234-75R	1917-25	1	1
S624B	Floater chamber assembly		6	F15002AR	1922-25	1	1
S625	Floater chamber	Cast iron	2	F234-72R	1917-21	1	1
S625B	Floater chamber		2	F15020R	1922-25	1	1
S626	Floater chamber cover	Steel	10	F12208R	1917-25	1	1
S626B	Floater chamber cover	Cast iron	15	F12258R	1917-21	1	1
S628	Floater chamber cover spring	Steel, 1/4" x 1/2" x 32 tnds.	05	F234-59R	1917-21	1	1
S628B	Floater chamber cover screw	Steel, 1/4" x 1/2" x 32 tnds.	03	F15524	1922-25	4	4
S629	Floater chamber cover spacer	Steel	03	F234-40R	1917-21	1	1
S630	Floater chamber wench plug	Steel stamping	05	F234-29R	1917-21	1	1
S631	Floater	Copper	30	F234-43R	1917-21	1	1
S631B	Floater		30	F15272AR	1922-25	1	1
S632	Floater lever and clamp screw	Brass	15	F13205	1917-21	1	1
S632B	Floater lever and screw		15	F13019R	1922-25	1	1
S633	Floater lever pin	Brass	03	F234-46R	1917-21	1	1
S633B	Floater valve lever pin		03	F15133AR	1922-25	1	1
S634	Floater valve	Brass	50	F234-83R	1917-21	1	1
S634B	Floater valve	(Use T6220)	25	F4472R	1922-25	1	1
S635	Floater valve seat	Brass	15	F234-49R	1917-21	1	1
S635B	Floater valve seat		20	F15577	1922-25	1	1
S636	Adjusting needle point and valve assembly	Brass	65	F234-80	1917-21	1	1
S637	Adj. needle point spring		05	F234-81R	1917-21	1	1
S638	Adj. needle bushing	Steel	15	F234-23R	1917-21	1	1
S639	Adj. needle point assembly	Brass	40	F234-56R	1917-21	1	1
S639B	Adj. needle head and block assembly		50	F14914AR	1922-25	1	1

HOLLEY VAPORIZER—Continued

S640	Adj. needle pilot	Brass	\$0 40	F234-67	1917-25	1
S641	High and low speed nozzle	Brass	20	F10849R	1917-21	1
S642	Nozzle gasket	Copper, asbestos	3	F20-47R	1917-21	1
S643	Nozzle plug	Steel	15	F20-43R	1917-21	1
S644	Nozzle plug gasket	Copper, asbestos	3	F20-44R	1917-21	1
S645	Drain valve plug and handle assembly	Steel (Order S683)	10	F4488	1917-25	1
S647	Pipe plug, 3/4"	Steel (Order S683)	03	F234-27R	1917-21	1
S648	Floot chamber gasket	Steel	7 50	F234-76R	1917-21	1
S648B	MANFOLD & STUD ASSY	Steel	6 00	F14434AR	1922-25	1
S649B	MANFOLD and stud assembly	Steel	1 50	F15001	1917-25	2
S650	MANFOLD stud	Steel	1 50	F234-71R	1917-21	1
S650B	MANFOLD outlet and studs	Brass (Order S649B)	05	F10929	1917-26	2
S652B	Exhaust manifold outlet stud nut	Brass	05	F2919	1917-26	4
S653	Vaporizer to cyl. stud nut	(Use T2349)	04	A21877	1917-26	4
S654	MANFOLD gland	Steel	03	F1044	1917-26	6
S655	MANFOLD lock washer	1/4" std.	04	F1621	1917-25	6
S656	MANFOLD gasket	Copper, asbestos	03	F1043	1917-26	4
S657	MANFOLD gasket	Copper, asbestos	03	F1043	1917-26	4
S658	SHUNT VALVE LEVER ASSEMBLY	Steel	95	F234-73R	1917-21	1
S659	Shunt valve lever stud	Steel	10	F10837R	1917-21	1
S660	SHUNT VALVE LEVER STUD NUT	Brass	15	F10838R	1917-21	1
S662	EXHAUST SHUNT VALVE ASSEMBLY	Steel	55	F234-74R	1917-21	1
S662B	Shunt valve and pilot assy.	Steel	45	F14435R	1922-25	1
S664	Exhaust tube flange	Mall. iron	25	F2200	1917-27	1
S665	Exhaust tube	Steel, 2" dia.	1 10	F1987	1917-27	1
S665B	Muffler assembly	Steel	5 00	F2150	1929-30	1
S666	Exhaust tube bracket	Steel	13	F1996	1917-27	1
S666B	Exhaust tube bracket cap screw	1/4" x 1" x 28 thds. (Order S535)	01			1
S667	Exhaust tube bracket cap screw	1/4" x 28 thds. (Order S404)	25	F2153	1929-30	1
S667B	Muffler outlet pipe bracket	Steel	01		1929-30	1
S668	Muffler outlet pipe bracket nut	Steel	01		1929-30	1
S669	Muffler outlet pipe bracket washer	Steel	01		1929-30	1
S670	Mixer chamber stud—short	(Order A22150) 3/8" x 1 1/4" x 24	05	F234-58R	1917-21	1
S671	Mixer chamber stud—long	(Order A22150) 3/8" x 2 1/4" x 24	05	F234-57R	1917-21	1
S672	Mixer chamber stud nuts	(Order A22150) 3/8" x 2 1/4" x 24	05	F234-28R	1917-21	2
S673	Mixer chamber stud lock washer	(Order A22150) 3/8" x 24 (Same as T3066B)	02	A21741	1917-21	2
S674	Floot chamber stud nut	3/8" (Same as T4896C)	01	A22245	1917-21	2
S675	Floot chamber stud lock washer	3/8" x 24 (Same as T2503F)	02	A21702	1917-24	2
S676B	Vapor tube complete	Steel	01	A22217	1917-24	2
S676C	Vapor tube	Steel	1 65	F14210R	1917-23	1
S677	Fuel inlet elbow	Brass (Same as T6154)	1 20	F14368AR	1923-24	1
S679	Fuel inlet elbow pack nut	Steel (Order S103)	115	T4859	1917-23	2
S681	Gas shut-off cock	Brass	25	F1935R	1917-23	2
S681B	Mixing chamber plug	Steel (Order S103) (Same as T6211)	10	T6248R	1917-23	1
S682	Throat retaining screw	Steel	40	F15760R	1922-25	1
S683	Shunt valve latch	Mall. iron	03	F10924R	1917-25	1
S684	Throttle plate screw	Brass	20	F14335R	1917-25	1
S685	Shunt valve latch pin	Steel	01	F14366	1917-25	2
S686	Adj. needle nut	Steel	05	F14376R	1917-25	1
S687	Floot chamber throat screw	Brass	20	F16166AR	1917-25	1
S688	MANFOLD outlet and stud assembly	Brass	03	F14420	1917-25	2
S689	Floot chamber throat	Steel	1 00	F14436R	1917-25	1
S690	Floot chamber cap screw	Brass	15	F14665R	1917-25	1
S691	Mixing chamber governor	Steel	12	F15092AR	1917-25	2
S692	Flange cover	Steel	05	F15563R	1922-26	1
S693	Mixing chamber governor	Steel	03	F15737R	1922-26	1
S694	Adj. needle gasket	Steel	02	F15738R	1922-26	2
S695	Throttle stop lever plate	Steel	10	F234-26R	1917-25	1
S696	Throttle rod	Brass	20	F14422	1922-25	1
S697	Throttle stop screw	Steel (Same as T6170)	01	F14423	1917-30	1



Catalog No.	Name	Specifications	List	Factory No.	Year	Unit
HOLLEY VAPORIZER—Continued						
S698	Throttle stop lever and rod assembly	Steel	\$0 40	F1445A	1922-25	1
S699	Throttle stop lever plate stud	Steel	05	F14433	1922-26	1
KINGSTON VAPORIZER						
S1002 MANIFOLD AND STUD ASSY.						
S1003	Manifold stud		6 50	F14434B	1924-26	1
S1004	Booster		10	F1503	1924-26	2
S1005	Carburetor connection assy.		3 25	F1462	1924-26	1
S1006	Carburetor connection assy.		2 00	F1283	1924-26	1
S1007	Throttle disc		06	F1464	1924-26	1
S1008	Throttle disc staple		01	F1064	1924-26	1
S1010	Throttle stop lever and rod assy.	(Order S900)	65	F14425B	1924-26	1
Throttle stop lever plate stud						
		(Order S699)			1924-26	1
Mixing chamber governor						
		(Order S691)			1924-26	1
Flange cover gasket						
		(Order S992)			1924-26	1
Mixing chamber governor flange cover screw						
		(Order S693)			1924-26	2
S1015	CARBURETOR ASSY.	(Used with S1020B and S1021B)	5 00	F1490-A2	1924-26	1
S1016	Carburetor body assy.		2 65	F1492B	1924-26	1
S1017	Strangling throttle lever and rod assy.		30	F14408B	1924-26	1
S1018	Strangling throttle disc		06	F1465	1924-26	1
Low speed needle, head and stem assy.						
		(Order S1008)			1924-26	1
S1020	Low speed needle, head		1 00	F1511AR	1924	1
S1020B	Low speed needle, head and stem assy.	$\frac{1}{2}$ "—20 thd.	1 00	F1511B	1924-26	1
S1021	Low speed tube plug		15	F1438R	1924-26	1
S1022	Low speed blinder post nut	$\frac{1}{2}$ "—20 thd.	10	F1269R	1924	1
S1023	High speed needle and head assy.		45	F14914B	1924	1
S1024	High speed needle stem blinder post		20	F1338AR	1924	1
S1024B	High speed needle stem blinder post		20	F1338B	1924-26	1
High speed needle stem blinder post nut						
		(Order S1022)			1924	1
S1026	Fuel cup gasket—upper		55	F1430	1924-26	1
S1027	Fuel cup gasket—lower		03	F1018	1924-26	1
S1028	Fuel cup gasket—lower	(Same as T6157B)	05	T6367ER	1924-26	1
S1029	Fuel cup clamp nut	(Same as T6183B)	10	T4810DR	1924-26	1
S1030	Fuel cup assy.		45	F15272B	1924-26	1
S1031	Air valve		45	F1254	1924-26	1
S1032	Air valve shaft and plug assy.		25	F1250	1924-26	1
S1033	Air valve stop assy.		18	F1495	1924-26	1
S1035	Drain valve body	(Order S645)	05	T6395R	1924-26	1
S1036	Drain valve nut	(Same as T6151)	15	T6328CR	1924-26	1
S1038	Gasoline inlet elbow	(Order S189)			1924-26	1
S1039	Floot valve seat	(Order T6126A)	20	T6321DR	1924-26	1
S1040	Floot valve needle assy.		30	F4432	1924-26	1
S1041	Floot valve lever pin		03	F15313B	1924-26	1
S1042	Venturi		1 10	F1425	1924-26	1
S1043	Intake manifold float		50	F10850B	1924-26	1
S1044	Screw for floatmanifold venturi manifold connection to manifold gasket		12	F1463	1924-26	1
S1045	Carburetor connection to manifold cap screw		05	F1427	1924-26	1
S1046	Carburetor connection to carburetor cap screw		05	F1493	1924-26	2
S1047	Carburetor connection to carburetor cap screw nut	(Order S672)	03	F1042	1924-26	4
S1048	Carburetor gasket		05	F 881	1924-26	1
S1049	Strainer body		20	F1443R	1924	1
S1050	Strainer gasket		03	F1543R	1924	1
S1051	Strainer post		15	F1550R	1924	1
S1052	Strainer screen		12	F1318R	1924	1
S1053	Strainer screen		10	F1317R	1924	1
S1054	Strainer cap		02	F1316R	1924	1
S1055	Head valve cap gasket		10	F1504	1924-26	1
S1056	Head valve lever		00	F1506	1924-26	1
S1057	Head valve disc		03	F1507	1924-26	1
S1058	Venturi lock screw gasket		02	F1507	1924-26	1



Catalog No.	Name	Specifications	List	Factory No.	Year	Unit
HOLLEY VAPORIZER						
S1100B VAPORIZER						
S1100B	FLOAT CHAMBER ASSY.		\$16 75	F1175C	1925-27	1
S1101B	Floot chamber and plug assy.		5 00	F1500C	1925-27	1
S1102B	Fuel passage plug and bracket assy.	(Order S187)	3 00	F19101B	1925-27	1
S1104B	Floot chamber cover and bracket assy.		70	F19102B	1925-27	1
Drain valve plug and handle assy.						
		(Order S645)			1925-27	1
S1106	Adjusting needle assy.	(Order S634B)	45	F14916B	1925-27	1
S1107	Floot valve		15	F18806	1925-27	1
S1109	Adjusting needle seat assy.	(Same as T6205)	35	F15272C	1925-27	1
S1110	Adj. needle seat plug gasket	(Order S628B)	02	T6367B	1925-27	1
S1111	Floot lever pin		02	T6367B	1925-27	1
S1112	Floot chamber cover screw	(Order S635B)	03	F18690	1925-27	1
S1114	Floot valve seat		03	F18690	1925-27	1
S1115	Adjusting needle bushing		20	F16160B	1925-27	1
S1116	Adjusting needle seat plug		10	F18804	1925-27	1
S1117	MIXER CHAMBER ASSY.		5 50	F14431B	1925-27	1

Catalog No. Name Specifications List Factory No. Year Unit

HOLLEY VAPORIZER—Continued

Table listing parts for the HOLLEY VAPORIZER, including items like Strangling lever and rod Assy, Throttle lever and rod Assy, and various gaskets and valves. Includes part numbers, descriptions, and unit counts.

KINGSTON VAPORIZER

Table listing parts for the KINGSTON VAPORIZER, including items like Regenerator assembly, Manifold and stud Assy, and various mixing and choke chambers. Includes part numbers, descriptions, and unit counts.





Table listing parts for the KINGSTON VAPORIZER and CARBURETOR, including items like Manifold, Carburetor assembly, and various valves. Includes part numbers, descriptions, and unit counts.

CARBURETOR—Continued


S1260	Throttle lever and shaft assy.	0 30	F4532	1929-30	1
S1261	Throttle plate	15	F4509	1929-30	1
S1262	Throttle hinge screw	01	(Order A20042)	1929-30	2
S1263	Float and hinge assembly	40	F4531	1929-30	1
S1264	Float axle	02	(Order A5858)	1929-30	1
S1265	Main jet No. 19	10	F4523	1929-30	1
S1266	Main jet No. 17	10	F4523B	1929-30	1
S1267	Main jet No. 21	07	F4524	1929-30	1
S1268	Compensator jet No. 21	06	F4522	1929-30	1
S1269	Compensator jet No. 21 washer	01	(Order A22086)	1929-30	1
S1270	Compensating jet No. 19	06	F4522B	1929-30	1
S1271	Idle jet assembly	15	F4514	1929-30	1
S1272	Carburetor venturi head	15	F4513	1929-30	1
S1273	Carburetor body assembly—upper	1	F4535	1929-30	1
S1274	Carburetor body—upper to lower screw	04	F4519	1929-30	1
S1275	Fuel valve assembly	25	F4525	1929-30	1
S1276	Carburetor connection	20	F4520	1929-30	1
S1277	Air shutter lever and shaft assembly	15	F4526	1929-30	1
S1278	Air shutter plate screw	04	F4510	1929-30	1
S1279	Carburetor to air washer connection felt	01	(Order A20042)	1929-30	2
S1280	Carburetor to air washer connection retainer	05	F4478	1929-30	1
S1281	Carburetor to air washer connection retainer	15	F4479	1929-30	1



AIR WASHER

S700B	AIR WASHER ASSY.	(Used with S186)	\$15 65	F1994B	1917-27	1
S701	Air washer bowl	Cast iron	6 35	F1879AR	1917-27	1
S701B	Air washer bowl with bushings	Cast iron	21 00	F1888	1917-27	1
S702	Air washer cover	Cast iron	1 60	F1880AR	1917-27	1
S702B	Air washer cover	Cast iron	1 50	F1867	1927-30	1
S703	Air washer outlet pipe	Yellowmold or cork	15	F2545	1931-27	1
S703C	Air washer cover gasket	Yellowmold or cork	05	F2196AR	1917-27	2
S703B	Air washer cover gasket	Yellowmold or cork	35	F2196B	1927-27	1
S704	Air washer baffle plate	Brass	35	F2546	1917-27	1
S705	Air washer baffle and splash plate assembly	(Order S254)	3 25	F1860	1929-30	1
S706	Air washer drain flange	Die casting (Order S254)	1 85	F1883A	1917-27	1
S706B	Air washer tube flange	Cast iron	1 35	F1883B	1927-27	1
S707	Air washer plug gasket	Copper, asbestos	05	F1888	1917-30	2
S708	Air washer tube flange gasket	Sheet iron	03	F2030	1917-27	1
S709	Air washer tube—small	Sheet iron	20	F1882AR	1917-21	1
S709B	Air washer tube—small	Sheet iron	20	F1882BR	1922-26	1
S709C	Initial air filter tube	Sheet iron	25	F1882E	1929-30	1
S710	Air washer tube—large	Sheet iron	25	F1881BR	1917-25	1
S710B	Air washer tube	(Kingston)	25	F1881CR	1924-25	1
S710C	Air washer tube	(Used with S1100 & S1200)	25	F1881DR	1925-27	1
S710D	Air washer tube	(Used with S1100 & S1200)	65	F1881E	1929-30	1
S711	Air washer tube felt collar	Felt	25	F1881F	1931	2
S711B	Air washer cover cap screw	3/8" x 1" x 28 thds. (Order S838)	05	F2010AR	1917-27	4

S712	Air washer cover cap screw	3/8" x 28 thds. (Order S404)	20	F1854	1929-30	4
S713	Air washer breather pipe	nut	35	F1850AR	1929-30	1
S713B	Air washer breather pipe	nut	15	F1850B	1930	1
S714	Air washer flange cap screw	1/2" x 1 1/2" x 13 thds.	03	A20596	1917-30	2
S715	Air washer bowl cap screw	1/2" x 1 1/2" x 13 thds. (Order S182)	08	F2994	1923-27	1
S715B	Air washer bowl screw	1/2" x 13 threads	04	F1886	1917-30	2
S716	Air washer cap screw	1/8" x 2 1/8" x 12 thds.	04	F2177B	1917-30	1
S717B	Air washer float assembly	(Same as 3019B)	2 00	F15919	1924-27	1
S718	Air washer elbow plug	Rubber	01	F1884BR	1917-30	1
S719	Air washer filter plug	Rubber	20	F1613	1929-30	4
S720	Air washer cover bolt	Rubber	04	F1876B	1929-30	1
S721	Air washer base		4 00	F1877	1929-30	1
S722	Air washer base gasket—upper		04			1




SPARK COIL

S725B	COIL	13 75	F2012B	1917-27	1
S726B	COIL	4 75	F2860B	1917-27	1
S726B	COIL box with cover	6 00	T7910AR	1917-18	1
S727	COIL box cover	1 00	F2555AR	1919-24	1
S728	COIL box cover	1 00	T7910B	1924-27	1
S728B	COIL BOX COVER ASSY.	03	F1914R	1917-24	4
S729	COIL terminal sleeve	80	T5873R	1917-18	1
S730	COIL switch assembly	805	T5815AR	1917-18	1
S731	COIL switch lever	2 15	T5845	1917-27	4
S732	COIL unit				

†Used on Tractors without breather on dash.
 ‡Beginning with Tractor 213,300.
 ††For use on Air Washer when threads are worn so S294 cannot be used.

**Used with Tractors having breather on dash.
 ††Used on Tractors up to No. 31,807.



Catalog No.	Name	Specifications	List	Factory No.	Year	Unit
-------------	------	----------------	------	-------------	------	------

SPARK COIL—Continued

S733	Coil vibrator bridge with contact point.	(Same as T3000)	\$0	T6702	1917-27	4
S734B	Coil vibrator and lower bridge assembly.	(Same as T3008B)	06	T6237B	1917-27	4
S737	Coil box stud nut.		05	F2921	1917-27	3
S738	Coil box cap screw.	1/4" x 20 thds. (Order S714)	03	F2922	1917-27	4
*S739	Coil box cap screw nut.	1/4" x 20 thds.	01	F564R	1917-27	4
S740	Coil box cover gasket.	(Same as T3004C)	15	T5807	1924-27	4
S741	Ignition switch terminal nut.		02	F770R	1918-27	2
S746	Ignition switch terminal nut.	(Order S197)	05	F1657R	1924-27	2
S748	Ignition switch term. block spacer.		05	F1658	1924-27	2
S749	Ignition switch insulating spacer.		05	F1659	1924-27	1


WIRING

S750B	Spark plug wire.	(Cyls. No. 1 & 2)	10	F1211	1917-26	2
S750C	Ignition wire assembly to cylinders No. 1 and No. 2.	(Nos. 3 and 4 cyl.) Use T5027.	25	F2802B	1929-30	2
S751B	Spark plug wire.	(Cyls. No. 2 & 3) (Order S750B)	10	T1366R	1917-26	1
S751D	Spark plug wire.	(Cyl. No. 1 & 4)	10	T1365	1927	2
S751E	Ignition wire assembly to cylinder No. 3.		25	F2804B	1929-30	1
S751F	Ignition wire assembly to cylinder No. 4.		25	F2805B	1929-30	1
S752	Magneto to coil wire.	(Use with S725 (Order S751D))	10	F1215R	1917-24	2
S753	Commutator wire assembly.	4-way cable.	65	F1214AR	1917-26	1
S753B	Commutator wire assembly.		65	F1214B	1927	1
S754	Commutator cable support.	Steel.	05	F2108R	1917-26	1
S755	Magneto to switch wire assy.		10	F1216	1924-27	1
S756	Wiring clamp.		20	F135	1927	2
S757	Wiring clamp screw washer.	(Order S675)	02	A20720	1927	2
S758	Ignition wire conduit assembly.		2	F2800	1929-30	2
S759	Ignition wire assembly No. 1-2.		30	F2802C	1931	2
S760	Ignition wire assembly No. 3.		30	F2804C	1931	1
S761	Ignition wire assembly No. 4.		30	F2805C	1931	1

SEAT

S775	Seat spring.	Steel.	2	F1743	1917-30	1
S776	Seat spring bolt.	1/2" x 1 1/4" x 13.	1	F1633	1917-30	1
S777B	Seat spring bolt nut.	(Same as T1114B)	03	F1624	1917-30	2
S777C	Seat spring bolt lock washer.	3/4" std. (Order S183)	02	T179	1917-30	2
S779	Seat spring cap screw.	3/4" x 1 1/2" x 10.	20	F1746	1917-30	1
S780	Seat spring cap screw lock washer.	3/4" std.	02	F2191	1917-30	1

*Used on Tractors up to No. 31,807.




Catalog No.	Name	Specifications	List	Factory No.	Year	Unit
-------------	------	----------------	------	-------------	------	------

FOOT BRACKET

S790	FOOT BRACKET	Cast iron.	\$ 1	F1749	1917-30	1
S791	Foot bracket gasket	Paper.	01	F1900	1917-30	1
	Foot bracket cap screw	1/2" x 1 1/4" x 13 thds. (Order S182)	06			6

TOOLS

S800	Tool box assembly.	1/2" x 1 1/4" x 13 thds. (Order S243)	1	F1870	1917-27	1
S801	Tool box cap screw.		25			2
S803	Tool box washer.		25	A17025	1917-30	1
S804	Pliers.	8"	95	F1984	1917-30	1
S806	Wescott wrench.	9" Keystone	35	T5893	1917-30	1
S807	Wrench for 1/2" x 5/8" cap screw.	(Same as T2335) Steel	20	F2095	1917-30	1
S808	Wrench for 1/2" and 5/8" nut.	Steel	65	F2372	1917-30	1
S809	Rear wheel wrench.	Steel	60	F2366	1917-30	1
S810	Rear wheel bar.	Steel	80	F2097	1917-30	1
S811	Front hub cap wrench.	Steel	65	F2197	1917-30	1
S812B	Valve seat reamer.	Steel	2	52450		1
S813	Valve seat reamer cap screw wrench.		45	F2375		1
S814	1/2" x 5/8" wrench.		45	F2367	1931	1
*5-Z-153	T. wrench 1/2"		40			1
*5-Z-159	T. wrench 3/4"		40			1
*5-Z-160	T. wrench 7/8"		45			1
*5-Z-232	Spindle arm bushing driver.		40			1
*5-Z-280	Valve grinder.		28			1
*5-Z-1080	L. wrench 3/8"		65			1
*5-Z-1539	L. wrench 1/2"		09			1
*5-Z-1544	T. wrench 1/2"		23			1
*5-Z-1580	L. wrench 5/8"		1			00
*5-Z-1531-D1	Speed wrench long 1/2"		65			1
*5-Z-1531-D2	Speed wrench long 3/4"		43			1
*5-Z-1531-D3	Speed wrench medium 1/2"		30			1
*5-Z-1531-D4	Speed wrench short 1/2"		20			1
*5-Z-1531-D5	Speed wrench long 1/2"		28			1
*5-Z-1531-D6	Speed wrench long 3/4"		33			1
*5-Z-1531-D7	Speed wrench short 1/2"		23			1
25-R-45	Piston ring squeezer.		35			1



BELT PULLEY ATTACHMENT


S900	PULLEY ATTACHMENT COMPLETE.		15	F2451AR	1917-30	1
S900B	Pulley drive assembly.		30	F2451B	1929-30	1

*Also used on Model T cars.

Catalog No. Name Specifications List Factory No. Year Unit

BELT PULLEY ATTACHMENT—Continued

S901	Pulley drive gear (and shaft)	\$11 50	F1389	1917-30	1
S902	Pulley drive gear housing	2 50	F2429	1917-30	1
S902B	Pulley housing	8 50	F2429B	1917-30	1
S912C	Pulley bearing timer	2 40	F2430		1
S902D	Pulley shifter	4 65	F2431		1
S912E	Pulley drive gear and bushing	8 00	F2433		1
S912F	Pulley spring	05	F2434		1
S912G	Pulley drive shaft	10 30	F2452		1
S902H	Pulley drive gear S. handle	75	F2454		1
S902I	Pulley shifter lever	1 20	F2456		1
S902K	Pulley shifter block	03	F2458		1
S902L	Pulley shifter block ring	03	F2460		1
S903B	Drive pulley assembly	7 50	F3130B	1917-30	1
S904	Drive pulley bushing	90	F3131	1917-30	1
	Pulley drive gear nut				1
	Pulley drive gear washer				1
	Pulley drive gear bearing— outside	3 75	F1522A		1
	Pulley drive gear bearing— inside				1
S909	Pulley drive grease retainer assembly	(Order S108)			1
S909B	Pulley drive gear bushing	75	F3125B	1917-30	1
		20	F1850	1930-31	1



EXTENSION RIM

S910B Extension rim assembly less bolts, nuts, washers and spacers.

S911	Extension rim cleat	14 25	F2448	1917-30	2
S912	Extension rim bolt	15	F2512	17-30	10 per rim
	Extension rim lock nut	04	F1833	17-27	14 per rim
S915	Extension rim spacer nut	1 1/2		1 1/2" x 20 tlds.	14 per rim
S916	Extension rim cleat rivet	1 1/2		1 1/2" sid.	14 per rim
S917	Extension rim clamp rivet	03	F2513	17-27	14 per rim
S918	Extension rim clamp bolt	1 00	F 634	17-30	20 per rim
S919	Extension rim clamp	45	F4380		6
S919B	Extension rim plate	20	F4381		2
		35	F4382		2

TRACTOR COVER

S920	Tractor cover	3 50	F2187B	1917-30	1
------	---------------	------	--------	---------	---

GROUSER


S925	Grouser	65	F3297	1920-30	25
S926	Grouser bolt	05	F2995	1920-30	84
S927	Grouser bolt nut	03	F2996	1920-30	84

Fordson Tractor Parts Price List

Catalog No. Name Specifications List Factory No. Year Unit

FENDER





S931B	Fender—right	\$15 00	F3000B	1924-30	1
S932B	Fender—left	15 00	F3001B	1924-30	1
S933	Fender from—right	2 00	F3024	1924-30	1
S934	Fender from—left	2 00	F3025	1924-30	1
S935	Fender from to dash bolt— long	05	F3032	1924-30	2
	Fender from to dash bolt— short				2
	Fender from to dash bolt nut (Order S195)				4
S939	Fender from to dash bolt lock washer	(Order S196)			6
S940	Fender axle bracket	1 25	F3015	1924-30	2
S942B	Fender axle bracket clamp	60	F3015B	1924-30	2
S942	Fender axle brkt. clamp nut (Order S181)	2 00	F3027AR	1924-30	1
S942B	Fender step	1 50	F3027C	1924-30	2
S943	Fender step bolt	03	F3029	1924-30	2
S943B	Fender step rear support bolt (Same as T5002)	01	F3029	1924-30	2
S944	Fender step bolt lock washer (Same as T5811B)	01	A21706	1924-30	8
S945	Fender step bolt lock washer	01	A21706	1924-30	8
S947	Fender support—right	2 00	A2220A	1924-26	1
S947B	Fender rear support—right	1 70	F3050BR	1924-26	1
S948	Fender rear support—left	1 70	F3050BL	1924-26	1
S948B	Fender rear support—left (Order S943B)	2 00	F3051BR	1924-30	1
S949	Fender support bolt—short (Order S974)	02	F3029	1924-30	4
	Fender support bolt lock washer	(Order S943)			12



AUTOMATIC COUPLER




































S1400	Automatic coupler assembly	15 00	F3800	1929-30	1
S1401	Automatic coupler body	12 35	F3801	1929-30	1
S1402	Automatic coupler draw bar hook	60	F3802	1929-30	1
S1403	Automatic coupler draw bar hook latch	1 15	F3804	1929-30	1
S1404	Automatic coupler hitch bolt	21	F3803	1929-30	1

*Not subject to regular discount.
†Furnished when installing fenders on Tractors without breather on dash.

Catalog No.	Name	Specifications	List	Factory No.	Year	Unit
AUTOMATIC COUPLER—Continued						
S1405	Automatic coupler hitch hook bolt		\$ 0 20	F3805	1929-30	1
	Automatic coupler bolt nut	(Order S98)	05		1929-30	1
	Automatic coupler bolt		10		1929-30	1
	Automatic coupler spring	(Order S245) (Order A21525)	05		1929-30	1
S1400						
S1401						
S1402						
S1403						







GOVERNOR

S1425	Governor		15 00	F3805AR	1929	1
S1426	Governor		15 00	F3805B	1929-30	1
S1426	Governor adjusting screw		18	F2926	1929-30	1
S1427	Governor spring support nut	(Order A21836)	10 2		1929-30	2
S1428	Governor adjusting spring		03	F2018	1929-30	2
S1430	Governor housing		40	F2013	1929-30	1
S1430B	Governor housing		1 85	F2896A	1929-30	1
S1431	Governor control lever		65	F2897	1929-30	1
S1432	Governor control lever pin		04	F2951	1929-30	1
S1434	Governor cam shaft and bushing assembly		45	F2937A	1929-30	1
S1434B	Governor cam shaft and bushing assembly		45	F2937B	1929-30	1
	Governor cam stop screw	(Order A30289)	01		1929-30	1
S1441	Governor sleeve assembly	(Order A22088)	1 00	F2939AR	1929-30	1
S1441B	Governor sleeve assembly		1	F2939B	1930	1
S1442	Governor weight pin		40	F2927AR	1929-30	1
S1442B	Governor weight pin		40	F2927B	1930	1
S1443	Governor thrust washer	(Order A25515)	15	F2912AR	1929-30	1

S1426		S1428		S1430		S1431		S1434		S1441		S1443	
S1427		S1428		S1430		S1431		S1434		S1441		S1443	
S1445		S1446		S1447		S1448		S1475		S1476		S1481	
S1445		S1446		S1447		S1448		S1475		S1476		S1481	
S1445		S1446		S1447		S1448		S1475		S1476		S1481	

S1443B	Governor thrust washer		15	F2912B	1930	1
S1444	Governor weight corker		01	F2930	1929-30	2
S1445	Governor weight spring		12	F2914	1929-30	2
S1446	Governor weight		10	F2939A	1929-30	1
S1446B	Governor weight	(Service in pairs only)	Pt. 2	F2939B	1930	1
S1447	Governor weight retainer		2	F2939K	1929-30	1
S1448	Governor shaft		2	F2925AK	1929-30	1
S1449	Governor thrust assembly to magneto gear screw		04	F2928R	1929-30	3

Catalog No.	Name	Specifications	List	Factory No.	Year	Unit
GOVERNOR—Continued						
S1475	Governor throttle control shaft assembly		\$ 0 65	F2959	1929-30	1
S1476	Governor throttle control housing assembly		85	F2952	1929-30	1
	Governor throttle control housing screw lock washer	(Order A22265)	05		1929-30	1
S1477	Governor throttle control housing screw washer	(Order A22259)	01		1929-30	1
S1478	Governor throttle control lever and ball assembly		20	F2968	1929-30	1
S1479	Governor throttle control housing nut		07	F2954	1929-30	1
S1480B	Governor throttle control housing bracket screw		09	F2960	1929-30	1
S1481	Governor throttle control ball joint		65	F2940C	1929-30	1
	Governor throttle control rod lock nut	(Order S334)	25	F2936AR	1929-30	1
S1482	Governor control plug	(Order A2217D)	01		1929-30	1
S1483	Governor throttle control assembly		1 75	F2911B	1930	1
S1484	Governor arm support bracket		25	F2915AR	1929-30	1

S1501		S1503		S1505		S1508		S1508-B	
S1509		S1510		S1511		S1514		S1515	
S1518		S1523		S1524		S1530		S1531	
S1534		S1535		S1536		S1537		S1538	
S1541		S1542		S1543		S1544		S1545	

MAGNETO

S1501	Magneto and impulse coupling (male) assembly		*50 00	F2820B	1929-30	1
S1502	Magneto gear shaft thrust washer		02	F2810	1929-30	1
S1504	Magneto gear shaft thrust washer		02	F2811	1929-30	1
S1505	Magneto gear shaft screw		02	F2812	1929-30	1
S1506	Magneto arrester plate cover felt		15	F2813	1929-30	1
	Magneto bracket assembly		5 25	F2846	1929-30	1

*Not subject to regular discount.

Catalog No. Name Specifications List Factory No. Year Unit

MAGNETO—Continued

S1566C	Magneto bracket washer	(Order S183)	\$ 0 01	1929-30	2
S1567	Magneto bracket screw	(Order S185)	05	1929-30	2
S1568	Magneto bracket to cylinder	(Order A21117)	02	1929-30	1
S1569C	Front cover screw		03	F2843	1931
S1567	Magneto bracket bolt		02	F2818	1929-30
S1568	Magneto gear and shaft		3 30	F2815AR	1929-30
S1568B	Magneto gear and shaft		5 00	F2785	1930
S1509	Magneto drive shaft bushing		20	F2816A	1929-30
S1510	Magneto gear coupling		1 65	F2817	1929-30
S1511	Magneto driving disc		1 85	F2819	1929-30
S1514	Magneto impulse coupler spring housing		1 40	F2824	1929-30
S1515	Magneto impulse coupler spring		70	F2825	1929-30
S1516	Magneto impulse coupler weight assembly		50	F2826	1929-30
S1518	Magneto weight arrester		10	F2834	1929-30
S1519	Magneto weight arrester plate screw		05	F2835	1929-30
S1520	Magneto impulse coupler nut washer		05	F2836	1929-30
S1521	Magneto impulse coupler nut		10	F2837	1929-30
S1522	Magneto impulse coupler to shaft key	(Order A23902)	01		1929-30
S1522	Magneto impulse coupler nut set screw		10	F2838	1929-30
S1523	Magneto impulse coupler hub		2 15	F2839	1929-30
S1524	Magneto bracket felt plate and retainer assembly		1 40	F2842	1929-30
S1530	Magneto grounding brush and spring		12	F3155	1929-30
S1531	Magneto rotor		1 30	F3156	1929-30
S1532	Magneto distributor plate		2 80	F3157	1929-30
S1532B	Magneto distributor plate		3 40	F3157B	
S1533	Magneto distributor brush and spring		10	F3158	1929-30
S1534	Magneto distributor fastening screw		4 70	F3159	1929-30
S1535	Magneto interrupter complete		60	F3161	1929-30
S1536	Magneto contact screw	Long	60	F3162	1929-30
S1537	Magneto contact screw	Short	80	F3163	1929-30
S1538	Magneto interrupter lever		25	F3164	1929-30
S1539	Magneto contact block Assy.		1 45	F3165	1929-30
S1540	Magneto interrupter housing		70	F3166	1929-30
S1541	Magneto interrupter end cap		05	F3167	1929-30
S1542	Magneto interrupter holding spring		10	F3168	1929-30
S1543	Magneto wench		20	F3169	1929-30
S1544	Magneto winding complete		10	F3170	1929-30
S1545	Magneto distributing plate holding spring		10	F2831	1929-30
S1546	Magneto oiler		10	F2831	1929-30

LIGHTING SYSTEM

S1600	Lighting system complete		50 00	F3366	
S1601	Generator with regulator		35 00	F2866	
S1602	Generator belt		2 00	F2849	
S1603	Head lamp support		1 00	F2850	
S1604	Lighting generator regulator		10 85	F2906	

PAINT

M210	Gray paint— $\frac{1}{2}$ gal. can		1 75		
M210	Gray paint—5 gal. can		15 00		
M212	Red paint—1 qt. can		1 00		
M213	Black paint— $\frac{1}{2}$ pt. can		40		

COTTER PINS

Name	Per gross	Per 1000	Per doz.	Factory No.
1" x $\frac{1}{8}$ " cotter pin	\$0 25	\$0 75	\$0 05	T7992
1" x $\frac{3}{16}$ " cotter pin	20	50	03	A23515
1" x $\frac{1}{2}$ " cotter pin	20	50	03	A23516
1" x $\frac{3}{4}$ " cotter pin	20	50	03	A23516
1" x 1" cotter pin	20	50	03	A23531
1" x 1" cotter pin	25	75	05	A23533
1" x 1" cotter pin	20	50	03	T 614
1" x 1" cotter pin	20	50	03	A23550
1" x 1" cotter pin	25	75	05	A23552
1" x 1" cotter pin	25	75	05	F448
1" x 1" cotter pin	35	100	09	F1592
1" x 1" cotter pin	35	100	09	F1671
1" x 1" cotter pin	35	100	09	F1593
1" x 2" cotter pin (See S8355)	50	150	10	F2475R

