

Fordson

TRADE MARK

TRACTOR

PARTS

PRICE LIST

Effective April 15, 1925

Ford Motor Company

DETROIT, MICH.

Fordson


TRADE MARK

TRACTOR

Parts Price List

Effective April 15, 1925

Prices subject to change without notice



Instructions for Ordering Parts

1. Always give number of Tractor; it is stamped on the motor on the right-hand side. (See Plate above.)
2. Always give number and name of each part ordered.
3. All prices net f. o. b. Branch, Factory or Dealer.
4. Specify whether shipments are to be forwarded by mail, express or freight.
5. Orders for parts should be written separately from correspondence pertaining to other matters.
6. Parts should be ordered from Dealer.


Ford Motor Company

DETROIT, MICH.

Price List of Fordson Tractor Parts

Price List of Fordson Tractor Parts

Part No.	Name	Specifications	List	Factory No.	Year	Unit	Weight
BAR AXLE							
S1	Rear axle shaft	Steel	\$ 5.00	F1305	1917-25	2	23 lb.
S2	Rear axle housing - R. or L.	Cast iron	15.00	F1674	"	2	67 lb.
S3	Rear axle housing cap screw	1/4" x 1 1/2" x 12 thds.	05.00	F1648	"	24	3 oz.
S4	Rear axle housing gasket	Paper	03.00	F1895	"	2	1 lb.
S5	Rear axle roller bearing	Steel	1.40	F2035	"	2	6 oz.
S6	Rear axle roller bearing cover	Steel	35.00	F2036	"	2	5 oz.
S7	Rear axle shaft felt	Felt	05.00	F1630	1917-22	2	7 lb.
S8	Rear axle shaft felt	Felt	05.00	F1632B	1922-25	2	5 oz.
S9	Rear axle shaft felt retainer	Steel	10.00	F1629AR	1917-22	2	1 oz.
S10	Rear axle housing plug	1/2" pipe plug	4.50	F 820	1917-25	2	6 lb., 1 oz.
S11	Rear axle housing plug	1/2" pipe plug	4.50	F1304	"	2	6 lb., 1 oz.
S12	Differential gear lock ring	Steel	3.50	F1340	"	2 Pr.	5 lb.
S13	Differential pinion spider	Steel	3.50	F1315	"	1	1 lb., 6 oz.
S14	Differential pinion	Steel	1.50	F1313	"	1	20 lb.
S15	Differential housing	Cast iron	4.50	F1314	"	2	2 oz.
S16	Differential housing bolt	1/2" x 2 1/4" x 20 thds.	05.00	F1152	"	12	2 oz.
S17	Diff. housing bolt nut	3/4" dia. inside, 6 1/4" dia. outside	10.00	F 567	"	2	5 lb.
S18	Differential housing ball	Steel	12.00	F1526	"	2	1 lb.
S19	WORM GEAR	Bronze—51 teeth	22.00	F1294B	1920-25	1	1 oz.
S20	Worm (deep splined)	Steel—3 lead	13.00	F1528C	1922-25	1	1 lb.
S21C	Worm shaft thrust roller brg.	Steel	16.00	F1524I	1917-25	1	1 lb.
S22C	Worm nut	Steel	50.00	F1406	"	1	1 lb.
S25	Worm shaft thrust roller bearing race	Steel	3.00	F3114	"	1	1 lb.
FRONT AXLE							
S81	Front axle—with bushing	Steel	7.00	F2272	"	1	28 lb.
S82	Front axle trunnion	1" x 4 1/2"	30.00	F1450	"	1	1 lb.
S83	Front axle trun. bushing	Steel	05.00	F1451	"	1	3 oz.
S84	RADIUS ROD—WITH BUSHING	Steel	2.50	F2273	"	1	9 lb.
S85	Radius rod bushing	Steel	05.00	F1482	"	1	2 oz.
S86	Radius rod pin	1/4" x 3 1/2" x 18 thds.	10.00	F1483	"	1	8 oz.
S87	Radius rod bolt	5/8" x 2 1/4" x 18 thds.	10.00	F1337	"	2	3 oz.
S88	Radius rod bolt nut (Same as T2598)	5/8" x 18 thds.	08.00	T 124	"	2	1 oz.
S89	SPINDLE BODY	Steel	4.00	F2309	"	2	7 lb.
S90	Spindle body bushing	Steel	10.00	F1606	"	2	2 oz.
S91	Spindle pin	1" x 6 1/2"	50.00	F1607	"	2	1 lb., 6 oz.
S92	Spindle pin washer	Steel	05.00	F1609	"	4	1 oz.
S93	Front wheel dust ring	Steel	10.00	F2509	1919-25	4	4 oz.
S94	Spindle pin grease cup (Same as T2579)	Felt (used on 1st 35000 trs.)	15.00	T 195	1917-19	2	3 oz.
S95	Spindle felt retainer	Steel (used on 1st 35000 trs.)	10.00	F1640	1917-19	2	2 oz.
S96	Spindle washer	Steel	05.00	F1608	"	2	2 oz.
S97	Spindle nut	Steel	03.00	F1611	1917-25	2	2 oz.
S98	SPINDLE ARM FRONT—RIGHT ASSEMBLY	Steel	1.00	F2311	"	1	2 lb.
S99	SPINDLE ARM FRONT—LEFT ASSEMBLY	Steel	2.00	F2312	"	1	3 lb., 4 oz.
S100	SPINDLE ARM BUSHING	Steel (Order S87)	05.00	F1328	"	2	1 oz.
S101	Spindle arm washer	Steel (Order S88)	1.30	F1586	"	2	6 lb., 4 oz.
S102	Spindle connecting rod	3/4" x 16 thds (Order S88)	1.00	F1586	"	2	4 oz.
S103	Spindle conn. rod yoke pin	3/8" x 2 7/8"	10.00	F1339	"	2	7 oz.
S104	Spindle arm ball	Steel	30.00	F1614	"	2	7 oz.
S105	Spindle arm ball nut	Steel	3.00	F2224	"	1	5 lb., 10 oz.
S106	STEERING GEAR CONN. ROD ASSEMBLY	Steel	1.75	F1809	"	2	10 oz.
S107	Steering gear conn. rod cap bolt	1/4" x 1 1/2" x 20 thds.	1.20	F 427	"	1	2 oz.
S108	Steering gear conn. rod cap nut	1/4" x 20 thds.	05.00	F1733	"	4	2 oz.
S109	Steering gear conn. rod cap	1/4" x 20 thds.	05.00	F1999	"	4	2 oz.
WHEELS							
S110	FRONT WHEEL ASSEMBLY	Steel	14.00	F2039	"	2	66 lb.
S111	Front wheel hub cap	Steel	20.00	F1603	"	2	1 lb., 2 oz.
S112	Front spindle bearing	Steel	50.00	F2600	"	2	7 oz.
S113	Front wheel spindle bearing	2 1/4" dia. outside	1.15	F2601	"	2	7 oz.
S114	Front wheel spindle bearing	1 1/2" dia. inside	1.15	F2602	"	2	7 oz.
S115	Front wheel spindle bearing	3 1/2" outside dia.	90.00	F2602	"	2	14 oz.
S116	Front wheel spindle bearing	3 1/2" outside dia.	2.00	F2603	"	2	12 oz.
S117	Front wheel spindle washer	1 1/2" inside dia.	05.00	F2574	"	2	3 oz.
S118	Front wheel ball bearing	1 1/2" dia. inside, 2 1/4" dia. outside	3.50	F1553	"	2	14 oz.
S119	Front wheel ball bearing	1 1/2" dia. inside, 3 1/4" dia. outside	4.50	F1552	"	2	1 lb., 7 oz.



WHEELS—Continued

S120	REAR WHEEL ASSY—RIGHT/Left bushing	*36 00	F2223	1917-25	1	315 lb.
S121	REAR WHEEL ASSY—LEFT/Left bushing	*36 00	F1777	"	1	315 lb.
S122	Rear wheel hub cap screw	15	F 790	"	8	7 oz.
S123	Rear wheel clear—right	4 00	F1303	"	2	7 lb., 8 oz.
S124	Rear wheel clear—left	50	F 675	"	14	8 lb.
S125	Rear wheel clear river	02	F 635	"	112	1 oz.

KEROSENE TANK

S150	KEROSENE TANK ASSY. Terne plate	8 00	F1618	"	1	25 lb.
S151	KEROSENE TANK CAP (Same as T2901)	Die casting				
S152	Kerosene tank strap assy.	20	T1317	"	1	3 oz.
S153	Kerosene tank strap—rear assembly	75	F1926	"	1	1 lb., 8 oz.
S154	Kerosene tank strap lining. Cotton webbing	75	F1927	1917-22	1	1 lb., 8 oz.
S155	Kerosene tank strap rivet. Copper $\frac{1}{8}$ " x $\frac{5}{8}$ " split rivet	10	F1579	1917-25	2	2 oz.
S156	Kerosene tank strap lock washer	01	T1768	"	6	
S157	Kerosene tank strap nut. Steel $\frac{1}{8}$ " x 20 thds.	03	F 584	"	4	
S158	Sediment bulb assembly	1 15	T2088	"	1	1 lb., 2 oz.
S159	Sediment bulb flange (Same as T2051X)	25	T2051	"	1	
S160	Sediment bulb gasket (Same as T2094X)	03	T2094	"	1	
S161	Sediment bulb pet cock (Same as T3079)	15	T1515	"	1	
S162	Kerosene feed tube	20	F1931AR	1917-24	1	
S163	Kerosene feed tube pack nut (Order S163)	20	F1931B	1924-25	1	
S164	Sediment bulb pack nut (Same as T2910)	05	T1374	1917-24	1	1 oz.
	Sediment bulb pack nut packing (Same as T2913)	02	T5892	"	1	

GASOLINE TANK

S175	GASOLINE TANK ASSY. Assembly	3 50	F2026R	1917-24	1	12 lb.
S176	Gasoline tank. Cast iron	3 00	F2024R	"	1	11 lb.
	Gasoline tank cap (Same as T2901)	Die casting (Order S151)				
S178	Gasoline tank plug	30	F2027	1917-24	1	4 oz.
S179	Gasoline tank pet cock. Lead (Order S160)	15	F1930R	1917-21	1	2 oz.
S181	Gasoline feed tube. Brass tubing	10	F3398	1922-25	2	
S182	Gasoline feed tube pack nut (Order S163)	05	F 560	1917-25	2	2 oz.
S183	Gasoline tank screw lock washer	01	F2247	"	2	
S184	Aux. gas tank plug	05	F1939	1922-25		
S185	Fuel valve (two way)	65	F3089	1924-25		
S186	FUEL TANK ASSY.	12 00	F1618B	1924-25		
S187	Fuel tank filler plug and gasket assy. (Order S151)	02	T1306	"		
S188	Fuel tank filler plug gasket	10	F4286	"		
S189	Gasoline tank elbow	10	F1932	1924-25		
S190	Gasoline tank feed tube	15	F1933B	1924-25		
S191B	Fuel feed tube	15	F1933R	1924-25		
S191C	Fuel feed tube	15	F1933CR	1924-25		
S191D	Fuel feed tube	15	F1933D	1925		
S192	SEDIMENT BULB ASSY. (Used with S1100)	1 25	F2900	"		
S193	Sediment bulb screen	15	F4244	"		
S194	Sediment bulb screen assy.	05	F2905	"		
S195	Sediment bulb valve handle		F2904	"		
S196	Sediment bulb valve packing		F3094	"		
S197	Sediment bulb valve packing nut	03	T1818	"		

MOTOR

S199	Engine assy (See Illustration page 1)	*200 00	F2490	1917-25	1	195 lb.
S200	CYLINDER	*50 00	F2260B	1917-25	1	195 lb.
S201	Cylinder assy.	*110 00	F3134AR	"	1	52 lb.
S202	Cylinder head	12 00	F 134	"	2	4 oz.
S203	Cylinder head cam screw	1/2" x 1 1/2" x 13 thds.	F1379	"	22	11 oz.
S204	Cylinder head gasket	60	F 157	"	1	2 oz.
S205	Cylinder head water conn. gasket	15	F1567	"	1	7 oz.
S206	Cylinder oil pipe	03	F1544	"	5	
S207	Cylinder front cover	30	F1816	"	1	45 lb.
S208	Cylinder front cover bolt	13 00	F1881	"	1	2 oz.
S209	Cylinder front cover bolt nut	05	F 583	"	2	
S210	Cyl. front cover drain cock	40	F1769	"	1	7 oz.
S211	Cyl. front cover felt	05	F 716	"	1	

†Two required on Tractors with breather on dash. ††Used only on Tractors without breather on dash. †††Beginning with tractor No. 3993410. When replacing old style full tank also supply one (1) of S190. †††When replacing plug having 1/8" hole with plug having 1/4" hole also install S-185. *Not subject to regular discount.




Plate No. 2

MOTOR—Continued

S213	Cyl. front cover cap screw.	1/2" x 1 1/4" x 13 thds							
S214	Cyl. front cover cap screw.	(Order S182)							
S215	Cyl. front cover screw lock washer.	1/2" std. (Order S189)							
S216	Piston COMPLETE	Valiumold	\$ 0 05	F1889	"	3			
S217	Piston COMPLETE	Cast Iron	3 00	F2264B	"	4			
S218	Piston COMPLETE	0.05 oversize	3 00	F2264C	"	4			
S219	Piston COMPLETE	0.07 oversize	3 00	F2264E	"	4			
S220	Piston pin.	Steel	1 00	F1168	"	1			
S221	Piston ring	0.05 oversize	1 15	F363DR	"	12			
S222	Piston ring	Standard	1 15	F363B	"	12			
S223	Piston ring	0.07 oversize	1 15	F363CR	"	12			
S224	Piston ring	0.07 oversize	1 15	F363ER	"	12			
S225	CONN. ROD ASSEMBLY.	Does not include S228	4 00	F2263AR	"	4			
S226	Conn. rod assembly.	Under size (Use with S226B)	1 15	F1380	"	4			
S227	Conn. rod clamp screw.	1/2" x 2 1/4" x 20 thds	1 15	F1380	"	4			
S228	Conn. rod emergency shim.	Brass, .0015"	0 01	F1070	"	24			
S229	CRANKSHAFT	Steel	27 50	F2542	"	8			
S230	CRANKSHAFT	Steel	1 00	F1445B	"	1			
S231	CRANKSHAFT KEY (Same as T3348)	Steel	0 03	F144	"	1			
S232	CRANKSHAFT KEY (Same as T3348)	Steel	0 03	F144	"	1			
S233	CRANKSHAFT BEARING CAP	Under size (Use with S226B)	1 00	F1370	"	1			
S234	CRANKSHAFT BEARING CAP	Under size (Use with S226B)	1 00	F1370	"	1			
S235	CRANKSHAFT BEARING CAP No. 3	Under size (Use with S226B)	1 25	F137AR	"	1			
S236	CRANKSHAFT BEARING CAP No. 3	Under size (Use with S226B)	1 25	F137AR	"	1			
S237	CRANKSHAFT BEARING CAP No. 3	Under size (Use with S226B)	1 25	F137AR	"	1			
S238	CRANKSHAFT BEARING CAP No. 3	Under size (Use with S226B)	1 25	F137AR	"	1			
S239	C. S. bearing cap screw.	Steel, 1/2" x 2 1/2" x 12 thds.	0 15	F1069	"	30			
S240	C. S. bearing cap emergency shim.	Brass, .003"	0 01	F2446	"	12			
S241	CAMSHAFT	Steel	8 00	F446	"	1			
S242	CAMSHAFT KEY	Steel (Order S228)	1 50	F143	"	1			
S243	CAMSHAFT KEY—large	Cast Iron	0 03	F392B	"	1			
S244	CAMSHAFT NUT—small	(Same as T3220)	0 03	T471	"	1			
S245	CAMSHAFT NUT—large	(Same as T3207)	0 1	T466	"	1			
S246	CAMSHAFT TIME GEAR RIVET	(Same as T3207)	0 2	F468B	"	1			
S247	CAMSHAFT TIME GEAR RIVET	(Same as T3207)	0 2	F468B	"	1			
S248	CAMSHAFT TIME GEAR RIVET	(Same as T3207)	0 2	F468B	"	1			
S249	CAMSHAFT TIME GEAR RIVET	(Same as T3207)	0 2	F468B	"	1			
S250	CAMSHAFT TIME GEAR RIVET	(Same as T3207)	0 2	F468B	"	1			
S251	CRANKCASE NUT	Brass	0 15	F1768	"	18			
S252	CRANKCASE PER COOK	1/2" x 20 thds. (Order S157)	1 15	F1884	"	1			
S253	CRANKCASE PER COOK	1/2" x 20 thds. (Order S157)	1 15	F1768	"	18			
S254	CRANKCASE PER COOK	1/2" x 20 thds. (Order S157)	1 15	F1884	"	1			
S255	CRANKCASE PER COOK	1/2" x 20 thds. (Order S157)	1 15	F1884	"	1			
S256	CRANKCASE PER COOK	1/2" x 20 thds. (Order S157)	1 15	F1884	"	1			
S257	CRANKCASE PER COOK	1/2" x 20 thds. (Order S157)	1 15	F1884	"	1			
S258	CRANKCASE PER COOK	1/2" x 20 thds. (Order S157)	1 15	F1884	"	1			
S259	CRANKCASE PER COOK	1/2" x 20 thds. (Order S157)	1 15	F1884	"	1			
S260	CRANKCASE PER COOK	1/2" x 20 thds. (Order S157)	1 15	F1884	"	1			
S261	CRANKCASE PER COOK	1/2" x 20 thds. (Order S157)	1 15	F1884	"	1			
S262	CRANKCASE PER COOK	1/2" x 20 thds. (Order S157)	1 15	F1884	"	1			
S263	CRANKCASE PER COOK	1/2" x 20 thds. (Order S157)	1 15	F1884	"	1			
S264	CRANKCASE PER COOK	1/2" x 20 thds. (Order S157)	1 15	F1884	"	1			
S265	CRANKCASE PER COOK	1/2" x 20 thds. (Order S157)	1 15	F1884	"	1			
S266	CRANKCASE PER COOK	1/2" x 20 thds. (Order S157)	1 15	F1884	"	1			

COMMUTATOR

S276	Comm. case with fibre	(Same as T3221)	65	T5908A	1917-25	1			10 oz.
S277	Comm. lock nut	(Same as T3210)	0 25	T472B	"	1			
S278	Comm. brush assembly	(Same as T3165)	25	T4481	"	1			3 oz.
S279	Comm. case spring	Spring steel	0 05	F1750	"	1			2 oz.
S280	Comm. case spring stud	Steel (Order S157)	1 10	F2022	"	1			4 oz.
S281	Comm. control rod	Steel	1 10	F1656AR	"	1			2 oz.
S282	Comm. control rod	Steel	1 10	F1656B	1924-25	1			
S283	Comm. felt retainer assy.	F 396	1 10	F 396	1924-25	1			
S284	Comm. felt retainer assy.	F 395	1 02	F 395	1924-25	1			
S285	Comm. felt retainer washer.	F 393	0 03	F 393	1924-25	1			

MAGNETO

S300	MAGNETO COIL ASSEMBLY.	Y. O.	7 00	F1841	1917-25	1			15 lb., 4 oz.
S301	MAGNETO COIL SUPPORT SHIM.	1/16" In. plate.	0 01	F 948	"	3			

*Used with Tractors having breather on dash. †Used with Tractors having breather on dash. ‡Sold in sets only. §Beginning with Tractor 249, 359.

MAGNETO—Continued

S302	Magneto coil support screw.	1/2" x 1 1/4" x 13 thds.	\$ 0 05	F1260	1917-25	3			2 oz.
S303	PRIMARY CONTACT ASSY.	Assembly	4 00	F 177	"	1			2 oz.
S304	Primary insulating lock nut	(Same as T3261B)	0 01	T1508	"	2			
S305	Rivthead magnet	1/6" per set	5 00	T5933	"	1			112 lb.
S306	Rivthead magnet	(16 per set) (Same as T3277)	0 04	T 623	"	16			1 oz.
S307	Rivthead magnet clamp	Brass	0 03	F 518	"	16			1 oz.
S308	Rivthead mag. clamp screw.	Brass	0 03	F 518	"	16			1 oz.
S309	Rivthead magnet support	(Same as T3257)	0 05	T 53C	"	16			1 oz.
S310	Rivthead magnet bolt.	Steel, 3/8" x 1 1/4" x 24 thds.	0 03	F 576	"	16			1 oz.
S311	Rivthead magnet washer	(Same as T3255B)	0 01	T 624	"	16			1 oz.
S312	Rivthead magnet washer	(Same as T3255B)	0 01	T 624	"	16			1 oz.
S313	Rivthead stud nut.	1 1/2" inside dia., 2 1/2" outside dia. (Order S107)	3 00	F 451	"	6			7 oz.
S314	Rivthead stud nut.	1/2" x 20 thds. (Order S18)	0 30	F 451	"	6			7 oz.

TRANSMISSION

S325	FRANSMISSION HOUSING	Cast Iron	35 00	F1673	"	1			205 lb.
S326	FRANSMISSION HOUSING	Cast Iron	0 03	F1894	"	1			15 lb.
S327	FRANSMISSION HOUSING	Paper	4 00	F1678AR	1917-22	1			15 lb.
S328	FRANSMISSION HOUSING	Semi-steel	4 00	F1678B	1923-25	1			15 lb.
S329	FRANSMISSION HOUSING	Cast Iron	0 03	F1898	1917-25	1			15 lb.
S330	FRANSMISSION HOUSING	Paper	10	F1755	1917-25	1			1 oz.
S331	FRANSMISSION HOUSING	Cast Iron	0 03	F1898	1917-25	1			15 lb.
S332	FRANSMISSION HOUSING	Semi-steel	4 00	F1678B	1923-25	1			15 lb.
S333	FRANSMISSION HOUSING	Cast Iron	0 03	F1898	1917-25	1			15 lb.
S334	FRANSMISSION HOUSING	Paper	10	F1755	1917-25	1			1 oz.
S335	FRANSMISSION HOUSING	Cast Iron	0 03	F1898	1917-25	1			15 lb.
S336	FRANSMISSION HOUSING	Semi-steel	4 00	F1678B	1923-25	1			15 lb.
S337	FRANSMISSION HOUSING	Cast Iron	0 03	F1898	1917-25	1			15 lb.
S338	FRANSMISSION HOUSING	Paper	10	F1755	1917-25	1			1 oz.
S339	FRANSMISSION HOUSING	Cast Iron	0 03	F1898	1917-25	1			15 lb.
S340	FRANSMISSION HOUSING	Semi-steel	4 00	F1678B	1923-25	1			15 lb.
S341	FRANSMISSION HOUSING	Cast Iron	0 03	F1898	1917-25	1			15 lb.
S342	FRANSMISSION HOUSING	Paper	10	F1755	1917-25	1			1 oz.
S343	FRANSMISSION HOUSING	Cast Iron	0 03	F1898	1917-25	1			15 lb.
S344	FRANSMISSION HOUSING	Semi-steel	4 00	F1678B	1923-25	1			15 lb.
S345	FRANSMISSION HOUSING	Cast Iron	0 03	F1898	1917-25	1			15 lb.
S346	FRANSMISSION HOUSING	Paper	10	F1755	1917-25	1			1 oz.
S347	FRANSMISSION HOUSING	Cast Iron	0 03	F1898	1917-25	1			15 lb.
S348	FRANSMISSION HOUSING	Semi-steel	4 00	F1678B	1923-25	1			15 lb.
S349	FRANSMISSION HOUSING	Cast Iron	0 03	F1898	1917-25	1			15 lb.
S350	FRANSMISSION HOUSING	Paper	10	F1755	1917-25	1			1 oz.
S351	FRANSMISSION HOUSING	Cast Iron	0 03	F1898	1917-25	1			15 lb.
S352	FRANSMISSION HOUSING	Semi-steel	4 00	F1678B	1923-25	1			15 lb.
S353	FRANSMISSION HOUSING	Cast Iron	0 03	F1898	1917-25	1			15 lb.
S354	FRANSMISSION HOUSING	Paper	10	F1755	1917-25	1			1 oz.
S355	FRANSMISSION HOUSING	Cast Iron	0 03	F1898	1917-25	1			15 lb.
S356	FRANSMISSION HOUSING	Semi-steel	4 00	F1678B	1923-25	1			15 lb.

BRAKE

S360	Trans. plate, reverse idler and brake assy.		11 00	F2388C	1923-25	1			37 lb.
S361	Brake shaft		1 50	F3310	"	1			1 lb.
S362	Brake spring		2 00	F4053	"	1			4 oz.
S363	Brake spring retainer nut		1 00	F4054	"	1			1 oz.
S364	Brake adjusting screw		0 05	F4052	"	1			1 oz.
S365	Brake plate pin		0 05	F3495	"	2			3 oz.
S366	Brake plate stationary		1 00	F3494	"	1			3 oz.
S367	Brake plate revolving		1 00	F3493	"	1			3 oz.
S368	Brake plate hub		6 00	F3496B	"	2			10 lb.

GEAR SHIFTER

S375	GEAR SHIFTER ASSEMBLY.	Cast Iron	8 50	F1782	1917-25	1			16 lb.
S376	Gear shifter gear.	Cast Iron	4 00	F1529	"	1			8 lb.
S377	Gear shifter plate gasket.	Valiumold	0 05	F1896	"	1			
S378	Gear shifter plate cap screw.	1/2" x 1 1/4" x 13 thds.	0 05	F1896	"	1			
S379	Gear shifter lever	Steel	85	F1602	"	4			2 lb.
S380	Gear shifter lever ball	Steel	20	F 577	"	1			

GEAR SHIFTER—Continued

S383	Gear shifter lever ball	Re- 3/4" x 1 1/4"	\$ 0 01	F1059	1917-25	1	1 lb.	1 oz.
S384	Gear shifter—upper	Steel	90	F1531	"	1	1 lb., 11 oz.	1 oz.
S385	Gear shifter—lower	Steel	90	F1532	"	1	1 lb., 11 oz.	1 oz.
S386	Gear shifter shaft	Steel	45	F1776	"	2	11 oz.	
S387	Gear shifter shaft pin	1/2" x 1 3/8"	01	F1584	"	2		
S388	Gear shifter plunger	Steel	15	F 533	"	2	1 oz.	
S389	Gear shifter plunger spring	Steel wire	03	F 534	"	1		
S391	Gear shifter plate cap	Die casting (Order S254)	05	F2202	"	1	2 oz.	

CLUTCH

S400	CLUTCH ASSEMBLY		10 00	F1660	"	1	22 lb.	4 oz.
S401	Clutch housing—front	Steel	45	F 175	"	1	1 lb., 4 oz.	
S402	Clutch housing—rear assb.	Cast iron and steel	1 75	F2193	"	1	4 lb., 11 oz.	
S403	Clutch housing cap screw	1/4" x 1 1/2" x 28 thds.	03	F2347	"	8		
S404	Clutch housing cap screw nut	1/4" x 28 thds.	02	F2344	"	8		
S405	Clutch plate driver	Steel	15	F 416	"	8	6 oz.	
S406	Clutch plate driven	Steel	15	F 417	"	9	6 oz.	
S407	Clutch spring	Spring steel	10	F 944	"	6	2 oz.	
S408	Clutch drive drum and keys	Malleable iron	3 50	F2194	"	1	6 lb., 1 oz.	
S409	Clutch drive drum ring	Steel	03	F1591	"	1 Pr	1 oz.	
S410	Clutch driven drum nut	Steel	35	F1590	"	1	4 oz.	

STARTING CRANK

S425	STARTING CRANK ASSY		1 20	F1844	1917-25	1	4 lb., 4 oz.	
S426	Starting crank handle	Steel	70	F 661	"	1	3 lb., 4 oz.	
S427	Starting crank handle	(Same as T3901)	20	T 520R	"	1	6 oz.	
S428	Starting crank handle pin	(Same as T3902)	10	T 521R	"	1	4 oz.	
S429	Starting crank handle spring	(Same as T3909)	02	T5911R	"	1	1 oz.	
S430	Starting crank spacer	Steel	05	F 459	"	1	1 oz.	
S431	Starting crank spacer	Steel	05	F1825	"	1	2 oz.	
S432	Starting pin	1/2" dia. x 2 3/4"	10	F1021	"	1	2 oz.	


DASH

S451	Dash with lining	Cast iron	11 00	F2266A	1917-22	1	32 lb.	
S451B	Dash with lining	**S451C	12 00	F2266B	1923-25	1		
S452	Dash cotton lining	Cotton webbing	05	F1817	1917-25	4	2 oz.	
S453	Dash split rivet	1/4" x 1 3/8" x 12 thds.	18	(Order S855)	"	2		
S454	Dash cap screw	1/4" x 1 3/8" x 12 thds.	05	F1897	"	2		
S455	Dash gasket	Vellumoid	4 50	F1789	"	1	5 lb.	
S456	CLUTCH LEVER BRACKET ASSEMBLY		1 25	F1758	"	1	1 lb.	
S457	Clutch lever bracket bolt	Cast iron, 1/2" x 1 1/2" x 13 thds. (Order S302)	2 50	F1760B	1917-25	4	2 lb., 2 oz.	
S459B	Clutch lever pin	1/4" x 2 7/8" (Order S75)	90	F1759	"	1	15 oz.	
S461	Clutch release plate	Bronze	1 80	F1587	"	1	4 lb., 7 oz.	
S462	Clutch pedal	Steel	60	F1761	"	1	7 oz.	
S463	Clutch pedal cam	Steel	03	F1762	"	1 Pr	1 oz.	
S464	Clutch pedal cam retainer	Steel	03	F1853	"	1	1 oz.	
S465	Clutch pedal spring	Steel wire	03	F1853	"	1	1 oz.	

STEERING GEAR


S475	STEERING WHEEL ASSEMBLY		2 25	F1747	"	1	5 lb., 7 oz.	
S476	Steering wheel rim	Steel	1 00	F1510	"	1	1 lb., 15 oz.	
S477	Steering wheel rim screw	Steel	02	T5346	"	4		
S477B	Steering wheel lock washer	Steel	02	F1751	1920-25	1	8 oz.	
S478	Steering wheel spider	Cast iron	1 20	F1748	1917-25	1	3 lb., 11 oz.	
S479	Steering shaft	Steel	10	F1437	"	1	1 oz.	
S480	Steering shaft grease cup	(Use T2515)	10	T76	"	1	1 oz.	
S481	Steering shaft nut	3/8" x 18 thds.	05	F1745	"	1	1 lb., 15 oz.	
S482	Steering sector pin	Malleable iron	80	F1731	"	1	1 oz.	
S483	Steering sector pin	1/4" x 1 1/8"	02	F1738	"	1	12 oz.	
S484	Steering pinion	Steel	70	F1443	"	1	4 lb.	
S485	Steering arm—rear	Steel	2 00	F1635	"	1	6 oz.	
S486	Throttle control handle	Steel	15	F1784	"	1	2 oz.	
S487	Throttle con. lever conn.	Steel	10	F1785	"	1	9 oz.	
S488	Throttle control rod	Steel	20	F1818AR	1917-21	1		
S488B	Throttle control rod cover assembly		70	F3201	1922-25			
S488C	Throttle control rod assy.		20	F3201	1922-25			
S488D	Throttle control rod	Steel	20	F1818B	1924-25	2	1 oz.	
S489	Throttle control rod lever	Steel	15	F1654	1917-22	2		
S489B	Throttle control rod lever	Steel	01	F3394	1922-25	4	1 lb.	
S490	Throttle con. rod lever pin	1/8" x 9 3/8"	20	F1786	1917-25	1	3 oz.	
S491	Spark control rod support	Steel	05	F1685	"	1	3 oz.	
S492	Spark control rod support	Steel	05	F1873	1917-24	2		
S492B	Spark control rod support	Steel	10	F1873B	1924-25	1	1 oz.	
S493	Spark control rod lever	Steel	10	F1875	1917-24	1	1 oz.	
S493B	Spark control rod lever	Steel	15	F1875B	1924-25	1	1 oz.	

*Beginning with Tractor 276, 283. †Beginning with Tractor 213, 400. **Also supply one (1) each of S492B, S493B, S282B and S493D when replacing No. 1 2266B dash.



VAPORIZER—Continued

Part No.	Name	Specifications	List	Factory No.	Year	Unit	Weight
S607	AIR VALVE	Brass	0 50	F10850	1917-25	1	2 oz.
S608	Air valve guide	Die casting	25	F221-08	"	1	4 oz.
S609	Throat choke tube	Steel	40	F221-04	1917-21	1	3 oz.
S610	Throat retainer screw	Steel	10	F220-65R	1917-23	1	1 oz.
S611	Shifter valve	Steel	50	F234-4R	"	1	1 oz.
S612	Shifter valve plunger	Cast iron	20	F234-2R	"	1	2 oz.
S613	Shifter valve spring	Cast iron	05	F220-78R	"	1	1 oz.
S614	Shifter valve cover	Cast iron	03	F234-1R	"	1	2 oz.
S615	STRANGLING THROTTLE LEVER AND VALVE ASSEMBLY	Steel	50	F234-12R	"	1	3 oz.
S616	Strangling throttle lever and rod assembly	Steel	25	F14408	1922-25	1	1 oz.
S617	Strangling throttle plate pin	Steel	03	F220-96	1917-25	1	1 oz.
S618	Throttle plate assembly	Steel	01	F6282A	1917-21	1	2 oz.
S619	Throttle plate	Steel	60	F234-11R	1917-21	1	1 oz.
S620	Throttle plate pin	Steel	05	F12204R	1922-25	1	1 oz.
S621	Vapor tube pack nut	Order S-618	05	F14365	1922-25	1	1 oz.
S622	Vapor tube packing	Steel	10	F221-52	1917-25	1	1 oz.
S623	Vapor tube packing	Steel	10	F11258R	1920-25	1	1 oz.
S623C	Vapor tube bushing	Brass	05	F14205	1917-25	1	1 oz.
S624	Floater chamber assembly	Cast iron	5 00	F234-75R	1917-25	1	1 lb., 6 oz.
S625	Floater chamber	Cast iron	4 00	F18002	1922-25	1	2 lb.
S625B	Floater chamber cover	Steel	2 00	F234-17R	1922-25	1	1 oz.
S626	Floater chamber cover	Steel	15	F19220	1917-21	1	1 oz.
S626B	Floater chamber cover	Cast iron	50	F12205R	1922-25	1	1 oz.
S627	Floater chamber cover spring	Steel	10	F12225R	1917-21	1	1 oz.
S628	Floater chamber cover screw	Steel	03	F1824-89R	1922-25	1	1 oz.
S628B	Floater chamber cover spacer	Steel	03	F1824-88R	1917-21	1	1 oz.
S629	Floater chamber Welch plug	Steel stamping	03	F234-29R	1917-21	1	1 oz.
S630	Floater	Brass	30	F234-28R	1917-21	1	1 oz.
S631	Floater	Copper	30	F234-27R	1917-21	1	1 oz.
S631B	Floater lever and clamp screw	Brass	15	F18205	1922-25	1	1 oz.
S632	Floater lever and screw	Brass	15	F18206	1922-25	1	1 oz.
S633	Floater lever pin	Brass	05	F19240R	1917-21	1	1 oz.
S633B	Floater valve lever pin	Brass	03	F18343R	1922-25	1	1 oz.
S634	Floater valve	Brass	40	F18343R	1917-21	1	1 oz.
S634B	Floater valve	(Use T4453A)	20	F62449R	1922-25	1	1 oz.
S635	Floater valve seat	Brass	15	F62449R	1917-21	1	1 oz.
S635B	Floater valve seat	Brass	20	F18377	1922-25	1	1 oz.
S636	Adjusting needle point and valve assembly	Brass	60	F234-80	1917-21	1	3 oz.
S637	Adj. needle point spring	Steel	05	F234-81R	"	1	2 oz.
S638	Adj. needle bushing	Steel	10	F234-23R	"	1	2 oz.
S639	Adj. needle point assembly	Brass	40	F234-50R	"	1	2 oz.
S639B	Adj. needle head and block assembly	Brass	45	F14914	1922-25	1	1 oz.
S640	Adj. needle pilot	Brass	40	F234-67	1917-25	1	1 oz.
S641	High and low speed nozzle	Brass	40	F10849R	1917-21	1	1 oz.
S642	Nozzle gasket	Copper asbestos	05	F220-47R	"	1	1 oz.
S643	Nozzle plug	Steel	15	F220-43R	"	1	1 oz.
S644	Nozzle plug gasket	Copper asbestos	05	F220-44R	"	1	1 oz.
S645	Drain plug	Brass	10	F16303	1917-25	1	1 oz.
S647	Pipe plug, 1/8"	Steel (Order S583)	03	F234-27R	1917-21	1	21 lb.
S648	Floater chamber gasket	Steel	7 50	F234-76R	1917-21	1	1 lb.
S648B	MANIFOLD & STUD ASSY.	Steel	6 10	F14434	1922-25	1	3 lb., 8 oz.
S649B	Manifold outlet stud assembly	Steel	10 10	F15001	1917-25	1	8 oz.
S650	Manifold outlet stud nut	Steel	1 50	F234-71R	1917-21	1	8 oz.
S652B	Manifold outlet and studs	(Order S649B)	10	F10929	1917-25	1	8 oz.
S653	Exhaust outlet stud nut	Brass	05	F2919	"	1	1 oz.
S654	Vaporizer to cyl. stud nut	(Use T2549)	05	T78	"	1	1 oz.
S655	Manifold gland	Steel	02	F1044	"	1	1 oz.
S656	Manifold lock washer	Steel	02	F1521	"	1	1 oz.
S657	Manifold gasket	1/4" std. Copper asbestos	03	F1043	"	1	1 oz.
S658	SHUNT VALVE LEVER ASSEMBLY	Copper	90	F234-73R	1917-21	1	8 oz.
S659	Shunt valve lever stud	Steel	10	F108837R	"	1	1 oz.
S660	Shunt valve lever stud nut	Brass	15	F108838R	"	1	1 oz.
S661	Shunt valve lever shims	Steel	03	F234-52R	"	2	1 oz.
S662	EXHAUST SHUNT VALVE ASSEMBLY	Steel	50	F234-74R	1922-25	1	1 lb., 6 oz.
S662B	Shunt valve and pilot assy	Steel	45	F14435	1922-25	1	13 oz.
S663	Exhaust tube assembly	Steel	1 30	F2200	1917-21	1	3 lb., 2 oz.
S664	Exhaust tube flange	Mall. iron	1 00	F1987	"	1	7 oz.
S665	Exhaust tube	Steel, 2" dia.	1 10	F1996	"	1	7 oz.
S666	Exhaust tube bracket	Steel, 1/4" x 1" x 2 1/2" studs	10	F1996	"	1	7 oz.
S667	Exhaust tube bracket screw	(Order S583)	1			1	2 oz.
S668	Exhaust tube bracket cap screw nut	1/4" x 28 thds. (Order S404)	05	F234-58R	1917-21	1	2 oz.
S669	Mixer chamber stud—short	1/4" x 2 1/2" x 1/4"	05	F234-57R	"	1	2 oz.
S670	Mixer chamber stud—long	1/4" x 2 1/2" x 1/4"	05	F234-28R	"	1	1 oz.
S671	Mixer chamber stud	1/4" x 2 1/2" x 1/4"	05	F234-28R	"	1	1 oz.
S672	Mixer chamber stud nuts	1/4" x 2 1/2" x 1/4"	03	T517	"	2	1 oz.




VAPORIZER—Continued

S673	Mixer chamber stud lock	1/8"	T1943	1917-21	2
S674	Washer	1/4" x 2 1/2"	T44	1917-24	2
S675	Floater chamber stud nut				
S676	Floater chamber stud nut				
S676B	Vapor tube complete	Steel	T1599	"	2
S676C	Vapor tube	Steel	F14210R	1922-25	1
S677	Fuel inlet elbow	Brass (Same as T621)	F14368	1917-25	2
S679	Fuel inlet elbow, pack nut	Steel (Order S165)	T4859	"	2
S681	Gas shut-off cock pack nut	Steel (Order S165)	F1935R	"	1
S682	Mixing chamber plug	Steel	T6284	"	1
S683	Throat retaining screw	Steel	F10974	"	1
S684	Shunt valve latch	Mail, Iron	F14335	"	1
S685	Throttle plate screw	Brass	F14366	"	1
S686	Shunt valve latch pin	Steel	F14376	"	1
S687	Adj. needle nut	Steel	F16166	"	1
S688	Floater chamber throat screw	Brass	F14420	"	1
S689	Manifold outlet and stud	Brass	F14436	"	1
S690	Floater chamber throat	Brass	F14605	"	1
S691	Mixing chamber governor	Steel	F15092	"	1
S692	Hang cover	Steel	F15563	1922-25	1
S693	Mixing chamber governor	Steel	F15737	"	1
S694	Hang cover screw	Steel	F15738	"	1
S695	Adj. needle gasket	Steel	F234-26	1917-25	1
S696	Throttle stop lever plate	Steel	F14422	1922-25	1
S697	Throttle rod	Brass	F14367	"	1
S698	Throttle stop screw	Steel	F14423	1917-25	1
S699	Throttle stop lever and rod assembly	Steel	F14425	1922-25	1
S699	Throttle stop lever plate stud	Steel	F14433	"	1

KINGSTON VAPORIZER

S1000	VAPORIZER ASSY		F1175B	1924-25	15 00
S1001	Vaporizer assy, less		F1491	"	11 00
S1002	MANIFOLD AND STUD		F1434B	"	6 00
S1003	Manifold stud		F1503	"	5 00
S1004	Carburetor connection		F1500	"	2 75
S1005	Carburetor connection assy.		F1283	"	1 85
S1006	Carburetor connection assy.		F1464	"	5 05
S1007	Throttle disc		F1064	"	0 1
S1008	Throttle stop lever plate	(Order S693)	F14422	"	60
S1010	Throttle stop lever and rod assy.		F14425B	"	60
S1011	Throttle stop lever plate stud	(Order S691)	F14433	"	60
S1012	Mixing chamber governor	(Order S691)	F15563	"	60
S1013	Mixing chamber governor	(Order S691)	F15737	"	60
S1014	Mixing chamber gasket	(Order S992)	F15738	"	60
S1015	Mixing chamber governor	(Order S693)	F1490	"	60
S1016	Carburetor body assy.	(Used with S1020B and S1024B)	F1492B	"	2 50
S1017	Strangling throttle lever and body assy.		F14408B	"	25
S1018	Strangling throttle disc		F1465	"	05
S1020	Low speed needle, head and stem assy.	(Order S1008)	F1064	"	90
S1020B	Low speed needle, head and stem assy.		F1511AR	1924	90
S1022	Low speed needle head	1/4"-20 thd.	F1511B	1924-25	90
S1023	High speed needle and head assy.	1/4"-20 thd.	F1269R	"	10
S1024	High speed needle stem		F14914B	"	40
S1024B	High speed needle stem binder post		F1338AR	1924	20
S1024B	High speed needle stem binder post		F1338R	"	20
S1026	Fuel cup gasket—upper		F1269R	1924	20
S1027	Fuel cup gasket—upper		F1430	"	50
S1028	Fuel cup gasket—upper		F1018	1924-25	03
S1029	Fuel cup clamp nut		T6367F	"	05
S1030	Floater assy.		T4810D	"	10
S1031	Air valve		F1577B	"	50
S1032	Air valve shaft and plug assy.		F1254	"	40
S1033	High speed needle stem binder post		F1250	"	20



KINGSTON VAPORIZER—Continued

S1033	Air valve stop assy	0 15	F1495	1924-25	1	
S1034	Drain valve assy	05	T6420B	"	1	
S1035	Drain valve body clamp nut	05	T6395	"	1	
S1036	Drain valve nut	15	T6328C	"	1	
S1037	Gasoline inlet elbow	10	F4380	"	1	
S1038	Floot valve seat	20	T6321D	"	1	
S1039	Floot valve needle assy	30	F15343B	"	1	
S1040	Floot valve lever pin	08	F1425	"	1	
S1041	Venturi	43	F10850B	"	1	
S1042	Intake manifold floater	10	F1463	"	1	
S1043	Screw for fastening venturi	05	F1427	"	1	
S1044	Carburetor connection to manifold gasket	05	F1493	"	1	
S1045	Carburetor connection to manifold cap screw	05	F1042	"	1	
S1046	Carburetor cap screw	05	F1042	"	1	
S1047	Carburetor connection to carburetor cap screw nut	03	T517	"	1	
S1048	Carburetor connection to carburetor gasket	03	F-881	"	1	
S1049	Strainer body	20	F1442R	1924	1	
S1050	Strainer gasket	15	F1543R	"	1	
S1051	Strainer post	15	F1550R	"	1	
S1052	Strainer screen	05	F1318R	"	1	
S1053	Strainer cap	10	F1317R	"	1	
S1054	Strainer cap gasket	02	F1316R	"	1	
S1055	Heat valve lever	10	F1504	1924-25	1	
S1056	Heat valve disc	05	F1505	"	1	
S1057	Heat valve staple	03	F1507	"	1	
S1058	Venturi lock screw gasket	02	F1507	"	1	

HOLLEY VAPORIZER

S1100	VAPORIZER COMPLETE	15 00	F1175C	1925	1	
S1101	FLOAT CHAMBER ASSY	5 00	F15002B	"	1	
S1102	Floot Chamber and Plug Assy	3 00	F19101	"	1	
S1103	Floot passage plug	02	F14420	"	2	
S1104	Floot chamber cover and bracket assy	65	F19102	"	1	
S1105	Drain valve plug and handle assy	45	F16303	"	1	
S1106	Adjusting needle assy	15	T6324A	"	1	
S1107	Floot valve assy	15	F18806	"	1	
S1108	Adjusting needle seat assy	30	F15272C	"	1	
S1109	Floot and lever assy	02	T6367B	"	1	
S1110	Adjusting needle seat plug gasket	02	F15313A	"	1	
S1111	Floot lever pin	02	F15524	"	2	
S1112	Floot chamber cover screw	03	F15577	"	1	
S1113	Floot valve seat	10	F18690	"	1	
S1114	Floot chamber cover gasket	10	F16166B	"	1	
S1115	Adjusting needle bushing	10	F18804	"	1	
S1116	Adjusting needle seat plug	5 50	F18804	"	1	
S1117	MIXER CHAMBER ASSY	35	F14431B	"	1	
S1118	Strangling lever and rod assy	10	F14408C	"	1	
S1119	Air valve shaft assy	10	F17641	"	1	
S1120	Throttle lever and rod assy	10	F14425A	"	1	
S1121	Mixer chamber primer assy	10	F14462	"	1	
S1122	Strangling throttle plate pin	01	F12589	"	1	
S1123	Throttle plate screw	05	F14366	"	1	
S1124	Throttle top lever plate	05	F14422	"	2	
S1125	Throttle top lever plate stud	55	F14433	"	1	
S1126	Air valve	05	F17639	"	1	
S1127	Air valve shaft retainer screw	3 25	F17587B	"	1	
S1128	Mixer chamber	05	F17639	"	1	
S1129	Mixer chamber plug	25	F17587B	"	1	
S1130	Strangling throttle lever stop screw	05	F18998	"	1	
S1131	Throttle plate	05	F14365B	"	1	
S1132	Strangling throttle plate	05	F19000	"	1	
S1133	Governor flange cover	05	F15563B	"	1	
S1134	Governor flange cover screw	02	F15738B	"	2	
S1135	Governor flange cover gasket	03	F15737B	"	1	
S1136	MANIFOLD AND STUD ASSEMBLY	6 00	F14434C	"	1	
S1137	Mixer to manifold screw	05	T1943	"	2	
S1138	Stud washer	05	F10929	"	6	
S1139	Vapor outlet tube	25	F14368B	"	1	
S1140	Vapor outlet tube nut	20	F17301	"	1	
S1141	Manifold vaporizing plate bushing	10	F17529	"	1	




Plate No. 7

HOLLEY VAPORIZER—Continued

S1142	Manifold cover	5 1 25	F18641	1925	1	
S1143	Floot chamber screw	05	F15092B	"	2	
S1144	Floot jet	10	F18645	"	1	
S1145	Mixer chamber to manifold screw	05	F15091B	"	2	
S1146	Mixer chamber to manifold gasket	03	F18756	"	1	
S1147	Manifold cover plate bushing	10	F18852	"	1	
S1148	Manifold vaporizing plate	35	F18890	"	1	
S1149	Manifold cover plate	40	F18892	"	1	
S1150	Primary air tube	40	F1882C	"	1	
S1151	Floot chamber gasket	02	F18677	"	1	
S1152	Manifold cover stud	10	F11079	"	4	
S1153	Exhaust pipe flange stud	10	F15001	"	2	

AIR WASHER

S700	AIR WASHER ASSEMBLY	Assembly	12 00	F1994AR	1917-24	1	50 lb.
S700B	AIR WASHER ASSY	(Used with S186)	12 00	F1994B	1924-25	1	30 lb.
S701	Air washer bowl	Cast iron	6 00	F1879	1917-25	1	9 lb.
S702	Air washer cover	Cast iron	1 60	F1880	"	1	1 lb.
S703	Air washer gasket	Yellowoid or cork	1 00	F2196	"	1	8 oz.
S704	Air washer drain plate	Brass	35	F2546	"	1	8 oz.
S706	Air washer tube ferrule	Die casting (Ord. S254)	1 20	F1883	"	2	2 lb., 12 oz.
S707	Air washer tube ferrule	Cast iron	03	F1885	"	2	2 lb., 12 oz.
S708	Air washer tube ferrule	Copper, asbestos	03	F2030	"	2	3 oz.
S709B	Air washer tube ferrule	Sheet iron	25	F1882AR	1917-21	1	3 oz.
S710B	Air washer tube ferrule	Sheet iron	20	F1882B	1922-25	1	4 oz.
S710	Air washer tube ferrule	(Kingston)	25	F1881B	1917-25	1	4 oz.
S710C	Air washer tube ferrule	(Used with S1100)	25	F1881C	1924-25	1	4 oz.
S710D	Air washer tube ferrule	(Used with S1100)	25	F1881D	1925	2	4 oz.
S710E	Air washer tube ferrule	(Used with S1100)	25	F2010	1917-25	2	4 oz.
S711	Air washer cover cap screw	Steel	05	F2010	1917-25	4	4

SPARK COIL

S714	Air washer cover cap screw	Steel	03	F 608	"	4	2
S715	Air washer flange cap screw	1/4" x 28 thds. (Order S404)	03	F 608	"	4	2
S716	Air washer bowl screw	1/2" x 1 1/4" x 13 thds. (Order S182)	05	F2994	1923-25	1	3 oz.
S717	Air washer head assembly	Assembly	05	F1886	1917-25	2	1 lb., 3 oz.
S718	Air washer filter plug	(Rubber)	15	F1884A3	1917-25	1	1

SPARK COIL

S725	COIL	10 00	F2012	1917-24	1	14 lb.	
S726	COIL	11 00	F2012B	1924-25	1	14 lb.	
S726B	COIL	4 00	F2360B	1917-25	1	11 oz.	
S727	COIL BOX COVER	Old style (Use T5004)	70	T7910	1917-18	1	11 oz.
S728	COIL BOX COVER	New style	25	F2355	1919-24	1	11 oz.
S728B	COIL BOX COVER ASSY	Porcelain	60	F2355B	1924-25	1	1 oz.
S729	COIL BOX TERMINAL SLEEVE	Porcelain	05	F1914	1917-25	4	1 oz.
S730	COIL SWITCH ASSEMBLY	(Same as T5010)	60	T5873	1917-18	1	5 oz.
S731	COIL SWITCH LEVER	(Same as T5010)	05	T5815A	"	1	2 lb.
S732	COIL UNIT	(Same as T5007)	1 60	T5845	1917-25	4	1 oz.
S733	COIL VIBRATOR BRIDGE WITH CONTACT POINT	(Same as T5009)	10	T6702	"	4	1 oz.
S734	COIL VIBRATOR ARMATURE WITH CONTACT POINT	(Same as T5008)	10	T6797	"	4	1 oz.
S737	COIL BOX STUD NUT	"	05	F2921	"	3	1 oz.
S738	COIL BOX STUD NUT	"	03	F2922	"	4	1 oz.
S739	COIL BOX CAP SCREW	1/4" x 3/4" x 20 thds. (Order S714)	02	F 564	"	4	4
S740	COIL BOX COVER GASKET	1/4" x 20 thds.	10	F2071	1924-25	1	1
S746	IGNITION SWITCH TERMINAL BOLT NUT	"	03	F1657	1924-25	1	1
S747	IGNITION SWITCH TERMINAL BOLT NUT	(Order S197)	05	T1818	"	1	1
S748	IGNITION SWITCH TERMINAL BLOCK	"	05	F1658	"	1	1
S749	IGNITION SWITCH INSULATING SPACER	"	05	F1659	"	1	1

WIRING

S750	Spark plug wire	Stranded wire	10	F1210	1917-25	2	1 oz.
S751	Spark plug wire Nos. 3 and 4 cyl.	Stranded wire	10	F1212	1917-23	1	3 oz.
S751B	Spark plug wire Nos. 3 and 4 cyl.	(With S725B) Use T5027	10	T1366	1924-25	1	3 oz.
S752	Magneto to coil wire	Stranded wire	10	F1215R	1917-23	1	3 oz.
S752B	Magneto to coil wire	(With S725B) Use T5026	10	T1365	1924-25	1	9 oz.
S753	Commutator wire assembly	4-way cable	55	F1214	1917-25	1	9 oz.
S754	Commutator to cable support	Steel	03	F2108	1917-25	1	1 oz.
S755	Magneto to switch wire assy.	"	\$ 0 15	F1216	1924-25	1	1 oz.


SEAT

S776	SEAT	Steel	1 00	F1743	1917-25	1	5 lb.
S777	SEAT SPRING	Steel	1 00	F1633	"	1	10 lb.
S778	SEAT SPRING BOLT AND NUT	1/2" x 1 1/4" x 13	05	F2461	"	1	2 oz.
S779	SEAT SPRING BOLT LOCK WASHER	1/4" std. x 1 1/2" x 10	10	F1746	"	1	5 oz.
S780	SEAT SPRING CAP SCREW LOCK WASHER	3/4" std.	02	F2191	"	1	1 oz.

FOOT BRACKET

S790	FOOT BRACKET	Cast iron	1 25	F1749	"	1	4 lb.
S791	FOOT BRACKET GASKET	Paper	03	F1900	"	1	1
S791	FOOT BRACKET CAP SCREW	1/2" x 1 1/4" x 13 thds. (Order S182)	6	"	"	6	1

Used on Tractors without breather on dash.
 Used on Tractors with breather on No. 31807.
 For use on All Washer when threads are worn so S254 cannot be used.



TOOLS

Tool No.	Name	Specifications	List	Factory No.	Year	Unit	Weight
S800	Tool box assembly	1/2" x 8" x 13 thds.	1 25	F1870	"	1	3 lb.
S801	Tool box cap crew	(Order S243)				2	
S802	Tool box washer	8" Keystone	25	T1903	"	1	10 oz.
S803	Pliers		90	F1984	"	1	1 lb., 8 oz.
S804	Wescott wrench					1	
S805	Combination spark plug and crankcase bolt wrench	(Same as T2335)	40	T5893	"	1	1 lb., 4 oz.
S806	Wrench for 1/4" and 1/2" nut	Steel	20	F2095	"	1	1 lb., 5 oz.
S807	Wrench for 3/4" cap screw	Steel	60	F2372	"	1	2 lb.
S808	Rear wheel wrench	Steel	50	F2366	"	1	2 lb.
S809	Rear wheel bar	Steel	75	F2097	"	1	2 lb.
S810	Front hub cap wrench	Steel	65	F2197	"	1	2 lb., 6 oz.
S811	Valve seat reamer		2 75	52459	"		
S812B	Valve seat reamer						

BELT PULLEY ATTACHMENT

Part No.	Name	Specifications	List	Factory No.	Year	Unit	Weight
S900	PULLEY ATTACHMENT COMPLETE		*22 00	F2451	1917-25		
S901	Pulley drive gear (and shaft)		9 00	F1389	"		
S902	Pulley drive gear housing		3 50	F2429	"		
S903	Drive pulley assembly		6 00	F3130	"		
S904	Drive pulley bushing		85	F3131	"		
S905	Drive pulley felt washer		10	F3128	"		
S906	Drive pulley felt retainer		10	F3127	"		
S907	PULLEY DRIVE PACKING ASSY		25	F3125	1924-25		
S908	Pulley drive gear nut	(Order S68)					
S909	Pulley drive gear washer	(Order S67)					
S910	Pulley drive gear bearing—outside	(Order S350)					
S911	Pulley drive gear bearing—inside	(Order S108)					

EXTENSION RIM

Part No.	Name	Specifications	List	Factory No.	Year	Unit	Weight
S910	EXTENSION RIM ASSEMBLY COMPLETE with bolts, nuts, washers and spacers for attaching.		17 50	F2448	1917-25	2	90 lb.
S911	Extension rim bolt	Steel 1/2" x 1 1/2" x 20 thd.	25	F2512	"	10	Per rim 3 lb.
S912	Extension rim bolt nut	Steel 1/2" x 20 thd. (Order S157)	03	F1833	"	14	Per rim
S913	Extension rim bolt lock washer	Steel 1/2" x 20 thd. (Order S157)	03	F2513	"	14	Per rim
S914	Extension rim spacer nut	Steel 1/2" x 20 thd.	02	F 634	"	20	Per rim
S915	Extension rim clear rivet	3/8" x 1 1/4" std.					
S916	Extension rim clear rivet	3/8" x 1 1/4" std.					

TRACTOR COVER

Part No.	Name	Specifications	List	Factory No.	Year	Unit	Weight
S920	Tractor cover	Canvas	3 50	F2187	1917-25	1	6 lb., 8 oz.

GROUSER

Part No.	Name	Specifications	List	Factory No.	Year	Unit	Weight
S925	Grouser bolt		60	F2297	"		28
S926	Grouser bolt nut		05	F2995	"		84
S927	Grouser bolt nut		02	F2996	"		84

FENDER

Part No.	Name	Specifications	List	Factory No.	Year	Unit	Weight
S931	Fender—right		*20 00	F3000	"	1	
S932	Fender—left		*20 00	F3001	"	1	
S933	Fender iron—right	Steel	2 25	F3024	"	1	
S934	Fender iron—left	Steel	2 25	F3025	"	1	
S935	Fender iron to dash bolt—long	1/2"-20 thds.	05	F3032	"	2	
S936	Fender iron to dash bolt—short	(Order S208)				4	
S937	Fender iron to dash bolt nut	(Order S157)				6	
S938	washer		01	T5636	"		
S939	Fender axle bracket	Malleable iron	1 25	F3015	"	2	
S940	Fender axle bracket clamp	Steel—3/4"-16 thds	40	F3018	"	2	
S941	Fender axle bracket clamp nut		05	T3327	"	4	
S942	Fender step bolt		75	F3027	"	1	
S943	Fender step bolt		02	T5510	"	2	
S943B	Fender step to rear support bolt		\$0 03	T340	1917-25	4	
S944	Fender step bolt nut		02	T1363	"	6	
S945	Fender step bolt lock washer		01	T7254	"	6	
S946	Fender rear support		4 00	F3020B	"	1	
S947	Fender rear support—R		1 75	F3050B	1925	1	
S948	Fender rear support—L		1 75	F3051B	"	1	
S949	Fender rear support bolt—long		05	T8147	1917-25	8	
S950	Fender rear support bolt—short	1/2"-20 threads	01	T1897	"	4	
S951	Fender rear support bolt nut	(Order S674)				12	
S952	Fender rear support bolt lock washer	(Order S945)				12	
S953	Fender step bolt		05	F3028	1917-25	2	
S954	Fender adaptor	Malleable iron	3 50	F2976R	"	1	

* 0.25 per gross—0.75 per thousand. ††Used when installing fenders on Tractors without breather on dash.
 * 0.20 per gross—0.60 per thousand.

FENDER—Continued

Part No.	Name	Specifications	List	Factory No.	Year	Unit	Weight
††S962	Fender adaptor cap screw—short	(Order S208)	03	F382R	"	4	
††S963	Fender adaptor cap screw—long	(Order S838)				2	
††S964	Fender adaptor cap screw washer	(Order S835)				6	
††S965	Fender adaptor bolt nut	(Order S835)				6	
††S966	Fender adaptor bolt lock washer	(Order S938)				6	

COTTER PINS

Name	Price	Factory No.
1/4" x 3/8" cotter pin	\$0 05 per doz.	T 7992
1/4" x 1/2" cotter pin	"	T 544
1/4" x 3/4" cotter pin	"	T 753
1/4" x 1" cotter pin	"	T 421
1/4" x 1 1/4" cotter pin	"	F1834
1/4" x 1 1/2" cotter pin	"	T 614
1/4" x 1 3/4" cotter pin	"	T 82
1/4" x 2" cotter pin	"	T 1328
1/4" x 2 1/4" cotter pin	"	T 1328
1/4" x 2 1/2" cotter pin	"	F1592
1/4" x 2 3/4" cotter pin	"	F1671
1/4" x 3" cotter pin	"	F1593
1/4" x 3 1/2" cotter pin	"	F2475

* 0.25 per gross—0.75 per thousand. ††Used when installing fenders on Tractors without breather on dash.
 * 0.20 per gross—0.60 per thousand.

