

Fordson

TRADE MARK

TRACTOR

PARTS

PRICE LIST

Effective July 1, 1929

Ford Motor Company

DETROIT, MICHIGAN

Fordson


TRADE MARK

TRACTOR

Parts Price List


Effective July 1, 1929

Prices subject to change without notice



Ford Motor Company
DETROIT, MICH.

Fordson Tractor Parts Price List



Instructions for Ordering Parts

1. Always give number of Tractor; it is stamped on the motor on the right-hand side. (See Plate above.)
2. Always give number and name of each part ordered.
3. All prices net f. o. b. Branch, Factory or Dealer.
4. Specify whether shipments are to be forwarded by mail, express or freight.
5. Orders for parts should be written separately from correspondence pertaining to other matters.
6. Parts should be ordered from Dealer.



Copyright, 1929
Ford Motor Company
Detroit, Mich.

Price List of Fordson Tractor Parts



Fordson Tractor Parts Price List

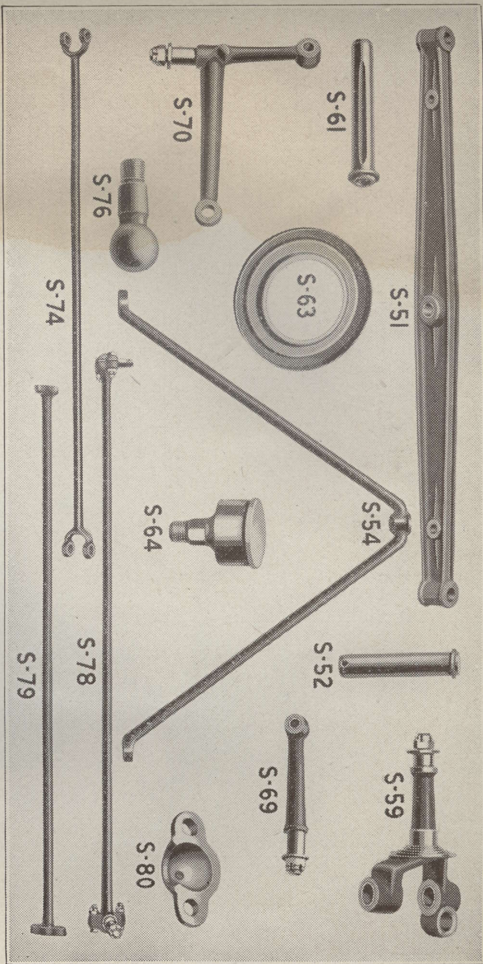
I N D E X

Air Washer	25	Kerosene Tank	8
Axle (Front)	6	Magneto and Flywheel	11
Axle (Rear)	5, 6	Motor	10, 11
Brake	12, 13	Paint	30
Clutch	14	Pulley (Belt)	28
Coil (Spark)	26, 27	Radiator	17
Commutator	11	Rim (Extension)	28
Cotter Pins	30	Seat	27
Cover (Tractor)	29	Starting Crank	15
Dash	15	Steering Gear	16, 17
Fan	17, 18	Tools	28
Fender	29, 30	Transmission	12
Foot Bracket	27	Vaporizer (Holley)	18, 19, 21
Gasoline Tank	8, 10	Vaporizer (Kingston)	21, 22, 25
Gear Shifter	14	Wheels	6, 7
Grouser	29	Wiring	27

REAR AXLE

S1B	Rear axle shaft and gear	Cast Iron	12 00	F1305B	1926-27	2
S2	Rear axle housing—R. or L.	Cast Iron	22 50	F1674	1917-27	2
S3	Rear axle housing cap screw, $\frac{9}{16}$ " x 1 $\frac{3}{8}$ " x 12 thds.		10	F1648	1917-27	24
S4	Rear axle housing gasket	Paper	03	F1895	1917-27	2
S5	Rear axle roller bearing		1	F2035	1917-27	2
S6	Rear axle roller bearing	Steel	35	F2036	1917-27	2
S7	Rear axle shaft brg. sleeve	Steel	07	F1630	1917-27	2
S8F	Rear axle shaft felt—cover		05	F1634	1926-27	2
S8C	Rear axle shaft felt—inner		10	F1634	1926-27	2
S9B	Rear axle shaft felt retainer	Steel	07	F1629B	1922-27	2
S10	Rear axle housing plug	$\frac{1}{2}$ " pipe plug	03	F 820	1917-27	1
S13	Differential gear lock ring	Steel	05	F1340	1917-25 2 Pr.	1
S14	Differential pinion spider	Steel	5 25	F1315	1917-27	1
S15	Differential pinion	Steel	2 40	F1313	1917-27	4
S17	Differential housing bolt	Cast Iron	6 00	F1314	1917-27	1
S18	Differential housing bolt nut, $\frac{1}{2}$ " x 2 $\frac{1}{4}$ " x 20 thds.		15	F1152	1917-27	12
S19	Differential housing ball	$3\frac{3}{8}$ " dia. inside, 6 $\frac{1}{8}$ " dia. outside	12 00	F1526	1917-27	2
S20B	WORM GEAR	Bronze—51 teeth	33 00	F1294B	1920-27	1
S21D	Worm and nut assembly		19 50	F1407	1922-27	1

Catalog No.	Name	Specifications	List	Factory No.	Year	Unit
-------------	------	----------------	------	-------------	------	------



Catalog No.	Name	Specifications	List Factory No.	Year	Unit
-------------	------	----------------	------------------	------	------

REAR AXLE—Continued

S22C	Worm shaft thrust roller brg.	1 1/2" x 12 thds.	\$16	00	F1524T	1917-27	1
S25	Worm nut (R. H. thread)	1 1/2" x 12 thds.	90	00	F1406AR	1917-27	1
S25B	Worm nut (L. H. thread)	1 1/2" x 12 thds.	90	00	F1406B	1927	1
S26	Worm shaft thrust roller bearing race		2	50	F3114	1917-27	1

FRONT AXLE

S51	Front axle with bushing	Steel	10	50	F2272	1917-27	1
S52	Front axle trimion	3/4" x 4 3/4"	50	00	F1450	1917-27	1
S53	Front axle trimion	3/4" x 4 3/4"	07	07	F1451	1917-27	1
S54	RADIUS ROD—WITH BUSHING	Steel	3	80	F2273	1917-27	1
S55	Radius rod bushing	Steel	07	07	F1482	1917-27	1
S56	Radius rod pin	3/8" x 3 1/8"	15	10	F1483	1917-27	1
S57	Radius rod pin	3/8" x 2 3/8" x 18 thds.	10	10	F1337	1917-27	2
S58	Radius rod bolt nut	(Same as F2598)	8	08	A21891	1917-27	2

SPINDLE BODY

S59	Spindle body bushing	Steel	6	00	F2289	1917-27	2
S60	Spindle pin washer	1" x 0 1/4"	15	15	F1606	1917-27	2
S61	Spindle pin washer	Steel	80	07	F1607	1917-27	2
S62	Front wheel dust ring	Steel	07	07	F1609	1917-27	4
S63	Spindle pin grease cup	(Same as T2370)	15	10	F2509	1917-27	2
S64	Spindle pin grease cup	(Same as T2370)	15	10	T 195	1917-27	2
S65	Spindle pin grease cup	(Same as T2370)	10	10	F1640	1917-19	2
S66	Spindle pin grease cup	(Same as T2370)	15	05	F1608R	1917-19	2
S67	Spindle washer	Steel (used on 1st 35000 trs.)	05	05	F1611	1917-27	2
S68	Spindle washer	Steel	05	05	F 686	1917-27	2

SPINDLE ARM FRONT

S70	SPINDLE ARM FRONT—LEFT—ASSEMBLY		1	55	F2311	1917-27	1
S71	Spindle arm bushing	Steel	3	00	F2312	1917-27	1
S72	Spindle arm nut	Steel (Order S67)	07	07	F1338	1917-27	2
S73	Spindle arm nut	Steel (Order S68)	2	45	F1586	1917-27	1
S74	Spindle connecting rod	3/4" x 10 thds. (Order S68)	2	45	F1339	1917-27	2
S75	Spindle connecting rod	3/8" x 2 7/8"	50	50	F1614	1917-27	2
S76	Spindle arm ball	Steel	50	50	F1614	1917-27	2
S77	SPINDLE ARM BALL CONN.	1/8" x 18 (Order S68)	2	45	F2224	1917-27	1


ROD ASSEMBLY

S79	Steering gear conn. rod	Steel	4	00	F2224	1917-27	1
S80	Steering gear conn. rod cap	Steel	4	50	F1809	1917-27	1
S81	Steering gear conn. rod cap	Steel	30	30	F 427	1917-27	2
S82	Steering gear conn. rod cap nut	1 1/8" x 1 1/2" x 20 thds.	06	06	F1733	1917-27	4

WHEELS

S100	FRONT WHEEL ASSEMBLY	Steel	21	00	F2039	1917-27	2
S101	Front wheel hub cap	Steel	20	20	F1603	1917-27	2
S102	Front wheel spindle bearing	2 1/4" dia. outside	45	45	F2600	1917-27	2

* Beginning with tractor No. 32,704.

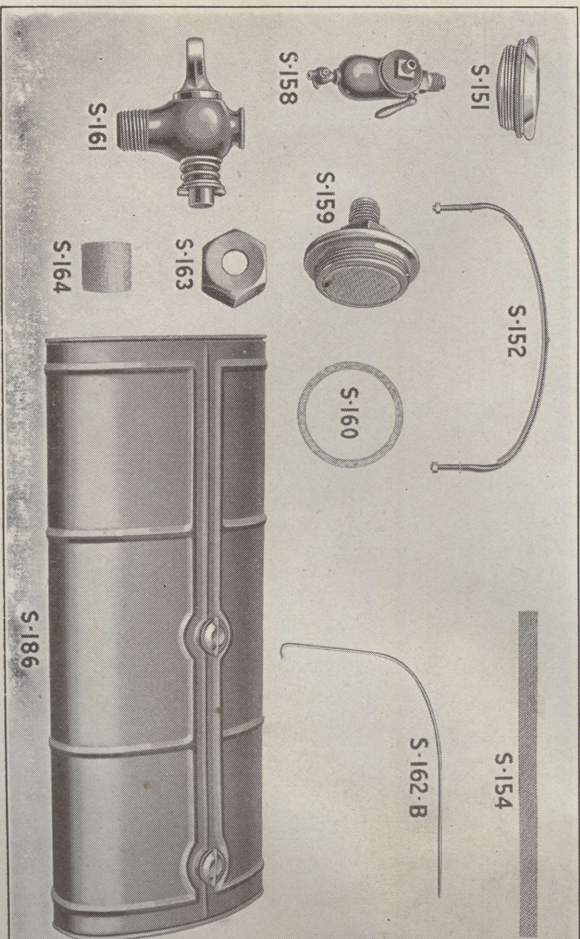


Catalog No.	Name	Specifications	List Factory No.	Year	Unit
-------------	------	----------------	------------------	------	------


WHEELS—Continued

S103	Front wheel spindle bearing	1 1/8" dia. inside	\$ 1	00	F2601	1917-27	2
S104	Front wheel spindle bearing	1 1/8" dia. inside	95	00	F2602	1917-27	2
S105	Front wheel spindle bearing	3/8" outside dia.	1	85	F2603	1917-27	2
S106	Front wheel spindle washer	1 1/8" dia. inside	07	07	F2574	1917-27	2
S107	Front wheel ball bearing	1 1/8" dia. inside	3	50	F1553	1917	2
S108	Front wheel ball bearing	1 1/8" dia. inside	4	50	F1552	1917	2
S120	REAR WHEEL ASSY—R.	Less bushing	154	00	F1223	1917-27	1
S121	REAR WHEEL ASSY—L.	Less bushing	154	00	F1223	1917-27	1
S122	Rear wheel hub cap screw	3/8" x 2 1/8" x 10 thds.	25	25	F 790	1917-27	8
S123	Rear wheel bushing	Steel	6	00	F1303	1917-27	2
S124	Rear wheel cleat—right		50	50	F 675	1917-27	14
S125	Rear wheel cleat—left		50	50	F 676	1917-27	14
S126	Rear wheel cleat rivet	1 1/8" x 1 1/2" iron rivet	02	02	F 635	1917-27	112

* Beginning with tractor No. 32,704. † Not subject to regular discount.




Catalog No.	Name	Specifications	List	Factory No.	Year	Unit
KEROSENE TANK						
KEROSENE TANK ASSY. (Order S186)						
S151	Kerosene tank cap	(Same as T2901 B)	\$ 0 12	T1317	1917-27	1
S152	Kerosene tank strap assy.	Die casting.	75	F1926	1917-27	1
†S153	Kerosene tank strap—rear assembly		75	F1927R	1917-22	1
S154	Kerosene tank strap lining	Cotton webbing	10	F1579	1917-27	2
S155	Kerosene tank strap rivet	(Same as T1058)	01	TT68	1917-27	6
S156	Kerosene tank strap lock washer	Steel (Same as T3078C)	01	A22300	1917-27	4
S157	Kerosene tank strap nut	1/8 x 20 thds.	03	F584	1917-27	4
S158	Sediment bulb assembly	(Same as T2902B)	1 35	T2908	1917-24	1
S159	Sediment bulb flange	Including pet cock	40	T2905	1917-24	1
S160	Sediment bulb flange gasket	(Same as T2905)	03	T2904	1917-24	1
S161	Sediment bulb pet cock	(Same as T3079)	15	A8115	1917-24	1
S162B	Kerosene feed tube	(Order S163)	20	F1931BR	1917-24	1
S163	Kerosene feed tube pack nut	(Same as T2901)	05	T1374	1917-24	1
S164	Sediment bulb pack nut packing	Steel, 7/8" x 1 1/8" thds. (Same as T2913) Pelt.	02	T5892	1917-24	1



GASOLINE TANK

S176	Gasoline tank	Cast iron (Same as T2901) Die Casting (Order S151)	3 50	F2024R	1917-25	1
†S178	Gasoline tank plug	Mail. Iron (Order S160)	30	F2027R	1917-25	1
S179	Gasoline tank pet cock	Lead (Order S161)	20	F1930R	1917-25	1
S181	Gasoline feed tube—short	Brass tubing	10	F3398R	1922-25	1
S181B	Gasoline feed tube pack nut	(Order S163)	05	F 500	1917-26	2
S182	Gasoline tank cap screw	1/2" x 1 1/4" x 13 thds.	01	A22330	1917-26	2
S183	Gasoline tank screw lock washer	1/2" std.	05	F1939R	1917-23	1
S184	Aux. gas tank plug		70	F3089R	1922-24	1
S185	Fuel valve (two way)		18 00	F1618B	1924-27	1
††S186	FUEL TANK ASSY.	(Order S151)	02	T1306	1924-27	1
S187	Fuel tank filler plug and gasket assy.	(Same as T2903)	20	F4286	1924-27	1
S188	Fuel tank filler plug gasket	(Same as T2903)	20	F1932	1924-27	1
S189	Gasoline tank elbow	(Used with S186 and S1000)	25	F1933B	1924-26	1
S190	Gasoline tank feed tube					
S191B	Fuel feed tube					


†Two required on tractors with breather on dash. ††Used only on tractors without breather on dash.
 †††Beginning with tractor No. 393,410. When replacing old style fuel tank also supply one (1) of S190.
 †††When replacing plug having 1/2" hole with plug having 1/4" hole also install S185.



Catalog No.	Name	Specifications	List	Factory No.	Year	Unit
GASOLINE TANK—Continued						
S191C	Fuel feed tube	(Used with S186 and S1100)	\$ 0 25	F1933GR	1924-25	1
S191D	Fuel feed tube	(Used with S1100)	25	F1933D	1925-26	1
S191E	Fuel feed tube	(Used with S1200)	25	F1934E	1927	1
S192	SEDDIMENT BOB ASSY		1 60	F2900	1924-27	1
S193	Sediment bulb screen		15	T2148	1924-27	1
S194	retainer		18	T2147	1924-27	1
S195	Sediment bulb screen assy.		05	F2904	1924-27	1
S196	Sediment bulb valve handle		02	F3094	1924-27	1
S197	Sediment bulb valve packing		02	F3094	1924-27	1
S198	Sediment bulb valve stem nut	(Same as T2134)	02	A21665	1924-27	1
S198	Sediment bulb valve pack nut		10	T2151	1924-27	1
MOTOR						
S199	Engine assy. (See Illustration page 2)		\$400 00	F2490	1917-27	1
S200	CYLINDER	Cast iron	75 00	F2260	1917-27	1
S200F	Cylinder assy.	Std. cyl. std. crankshaft	165 00	F1343DR	1917-27	1
S2010	Cylinder head	High compression	18 00	F134C	1917-27	1
S2011D	Cylinder head	1/2" x 3 3/8" x 13 thds.	18 00	F134D	1917-27	1
S202	Cylinder head cap screw		05	F1379	1917-27	22
S203B	Cylinder head gasket		60	F 157B	1917-27	1
S204	Cylinder head water conn. gasket	Copper asbestos	15	F1567	1917-27	1
S205	Cylinder oil plug	Steel, 1 1/4" dia.	05	F1544	1917-27	1
S206	Cylinder oil pipe		50	F1816AR	1917-25	1
S207B	Cylinder front cover		18 00	F1816B	1926-27	1
S208	Cylinder front cover bolt	Cast iron	05	F 583	1917-27	1
S210	Cylinder front cover bolt nut	1/2" x 1 1/2" x 20 thds.	05	F1381B	1917-27	1
S211	Cyl. front cover drain cock	1/2" x 20 thds. (Order S157)	40	F1769	1917-27	2
S211	Cyl. front cover felt	Brass and mall. iron	05	F 716	1917-27	1
S211	Cyl. front cover cap screw	1/2" x 1 1/4" x 13 thds. (Order S182)	05	F 716	1917-27	1
S217B	Piston pin	(Use with steel or die cast piston)	1 25	F1168B	1926-27	4
S217C	Piston pin retainer	(Use with S217B)	15	F 363F	1925-27	12
S218	Piston ring	0.05" oversize	09	F4313	1926-27	12
S218B	Piston ring	Standard	15	F 363DR	1917-27	12
S219	Piston ring	3/32" oversize	15	F 363B	1917-27	12
S219B	Piston ring	0.87" oversize	15	F 363CR	1917-27	12
S219C	Piston ring	(Used with steel or die cast piston)	15	F 363ER	1917-27	12
S219D	Piston ring	10 1/2" oversize	15	F 363F	1925-27	12
S220	CONN. ROD ASSEMBLY	Does not include S223	6 75	F2263B	1917-27	4
S220B	Connecting rod assembly	(Use with steel or die cast piston)	6 75	F2263AR	1917-27	4
S220C	Connecting rod cap bolt	1/2" x 2 1/4" x 20 thds.	8 00	F2263D	1926-27	4
S221	Conn. rod cap bolt nut	1/2" x 20 thds.	30	F1378	1917-27	8
S222	Conn. rod cap bolt	1/2" x 20 thds.	15	F1380	1917-27	8
S223	Conn. rod clamp screw	1/8" x 1 3/8" x 20 thds.	01	F 117	1917-27	24
S224	Connecting rod shim	Brass, .003"	41 00	F1070	1917-27	24
S226	CRANKSHAFT	Steel	1 90	F1145B	1917-27	1
S227	Crankshaft time gear	Steel	1 90	F 144	1917-27	1
S228	Crankshaft key	(Same as T3548)	01	T 930	1917-27	1
S229	Crankshaft bearing cap	Steel	1 75	F 930	1917-27	2
S229B	Crankshaft bearing cap	Underize	1 75	F 137B	1917-27	2
S229C	Crankshaft bearing cap	Round babbitled	1 75	F 137AR	1917-27	2
S230	Crankshaft brg. cap No. 3	Underize	2 25	F2565B	1917-27	1
S230B	Crankshaft brg. cap No. 3	Underize	2 25	F2565AR	1917-27	1
S230C	Crankshaft brg. cap No. 3	Rough babbitled	2 25	F2566	1917-27	1
S231	Crankshaft brg. cap shim	Tin plate .006"	01	F1069	1917-27	30
S232	Crankshaft brg. cap screw	Steel, 1/8" x 2 1/2" x 12 thds.	10	F 565	1917-27	12
S233	Crankshaft bearing cap emer. gency shim	Brass, .003"	01	F2446	1917-27	1
S234	CAMSHAFT	Steel	12 00	F 446	1917-27	1
S236	Gamsahrt key	(Order S228)	2 25	F 143	1917-27	1
S236B	Gamsahrt gear shim	Cast iron	15	F 142R	1917-27	1
S237B	Gamsahrt nut—large	(Same as T3220)	10	F 392B	1917-27	1
S238	Gamsahrt nut—small	(Same as T3207)	01	T 471	1917-27	1
S239	Gamsahrt time gear rivet	(Same as T3207)	01	T 466	1917-27	1

†Not subject to regular discount

Catalog No.	Name	Specifications	List	Factory No.	Year	Unit
MOTOR—Continued						
S240	Gamsahrt time gear cap	(Same as T3206)	\$ 0 02	T 468B	1917-27	1
S241	Valve push rod	Steel	60	F1041	1917-27	8
S242C	Valve (intake and exhaust)	Steel	50	F1091C1	1917-27	8
S242D	Valve (intake and exhaust)	head, O. S. stem, 1/8" O. S.	60	F1091DIR	1917-27	8
S242E	Valve (intake and exhaust)	head, O. S. stem, 1/8" O. S.	60	F 109E	1917-27	8
S243	Valve spring cover screw	1/2" x 1 1/8" x 13 thds.	05	F1917	1917-25	8
S244	Valve bushing	Cast iron	20	F 112BR	1917-27	8
S244B	Valve bushing	3 1/2" long	20	F 112D	1927	8
S245	Valve spring	Steel	05	F 397A	1917-27	8
S246	Valve spring seat	Steel	05	F 398R	1917-23	8
S246B	Valve spring seat	Steel	02	F 107AR	1923-27	8
S247	Valve spring seat pin	Steel	02	F 124R	1917-23	8
S247B	Valve spring seat retainer	Steel	02	F 108	1923-27	8
S248	Valve spring cover	1 Pr.	05	F 717	1917-27	1
S249	Valve spring cover gasket	Cork or vellumoid	10	F1783	1917-27	1
S250B	CRANKCASE	Cast iron, 1 1/2" x 20 thds. (Order S208)	22 50	F1331B	1917-27	1
S250B	Crankcase bolt		18			18
S251	Crankcase nut	1 1/2" x 20 thds. (Order S157)	07	F1332	1926-27	1
S251	Crankcase oil shinger	Brass	15	F1768	1917-27	1
S253	Crankcase pet cock		25	F1884A	1917-27	1
S254	Crankcase drain plug gasket	(Order S707)	05	F1892	1917-27	1
S257	Crankcase gasket	Paper	30	F2015AR	1917-22	1
S258	Breather cover assembly	(Same as T3068)	15	T4468	1923-25	1
S258B	Breather cover assembly	Wire cloth	05	F2015B	1917-22	1
S259	Breather strainer		1 00	F2015B	1923-27	1
S260	Oil filler		05	F4068	1923-27	1
S261	Oil filler gauze assembly		05	F4085	1923-27	1
S262	Oil filler felt		05	F4085	1923-27	1
S263	Oil filler screw	1/2"—13 threads	03	F4076	1923-27	1
S264	Oil filler cover		10	F4076	1923-27	1
S265	Oil filler hinge spring		10	F3265	1923-27	1
S266	Oil filler hinge pin		01	F3266	1923-27	1




COMMUTATOR

S276	Com. case with fibre	(Same as T3221)	55	T5908	1917-25	1
S277	Com. lock nut	(Same as T3210)	01	A21751	1917-25	8
S278	Com. brush assembly	(Same as T3165)	15	T4481	1917-25	1
S279	Com. case spring	Spring steel	15	F1750	1917-27	1
S280	Com. case spring stud	Steel (Order S157)	10	F2022	1917-27	1
S282	Com. control rod	Steel	15	F1656AR	1917-24	1
S282B	Com. control rod		15	F1656B	1924-27	1
S283	Com. felt retainer		10	F 396	1924-27	1

MAGNETO AND FLYWHEEL

MAGNETO COIL ASSEMBLY						
S300	Magneto coil support shim	Tin plate	7 00	F1841	1917-27	1
S301	Magneto coil support screw	1/8" x 1 1/4" x 13 thds.	01	F 948	1917-27	3
S302	PRIMARY COIL IACT ASSY.	(Same as T3260B)	05	T1560	1917-27	3
S303	PRIMARY COIL IACT ASSY.	(Same as T3261B)	05	T1545B	1917-27	1
S304	Primary insulating lock nut	(Same as T3261B)	01	T1550B	1917-27	2
S305	Flywheel	Cast iron (Order S276B)	18 50	F1445	1917-27	1
S306	Flywheel magnet (16 per set)	(Same as T3277)	03	T15933	1917-27	1
S307	Flywheel magnet clamp	Brass (Order S277)	03	T 423	1917-27	16
S308	Flywheel mag. clamp screw	(Same as T3257)	03	F 518	1917-27	16
S309	Flywheel magnet support	(Same as T3258)	03	T 535C	1917-27	16
S310	Flywheel magnet bolt	(Same as T3259)	03	T 537B	1917-27	16
S311	Flywheel magnet washer	(Same as T3259)	01	T 624	1917-27	16
S311	Flywheel ball bearing	1 1/2" inside dia., 2 1/8" out. side dia. (Order S107)	01	F 451	1917-27	1
S313	Flywheel stud	Steel, 1/2" x 20 thds. (Order S18)	50	F 451	1917-27	6
S313	Flywheel stud nut	Steel, 1/2" x 20 thds. (Order S18)	6			6

*Used with tractors having breather on dash. †Used with steel valve. ‡Sold in sets only.



Catalog No.	Name	Specifications	List Factory No.	Year	Unit
-------------	------	----------------	------------------	------	------


TRANSMISSION

S325	Trans. housing gasket	Paper	*\$52.50	F1673	1917-27	1
S326	Trans. housing plate	Semi-steel	03	F1894	1917-27	1
S327	Trans. housing cap screw	Cast iron	7.50	F1678AR	1917-22	1
*S327B	Trans. housing plate gasket	Paper	7.50	F1678B	1923-27	1
S328	Trans. housing pin	Steel	03	F1898	1917-27	1
S329	Trans. housing plate cap screw	Cast iron	15	F1755	1917-27	1
S330	Trans. housing bolt	Steel	8			8
S331	Trans. housing plug	Steel	14			14
S332	Trans. housing cap screw	Steel	1			1
S333B	Trans. drive shaft	Steel	15.00	F1548B	1923-27	2
S336	Trans. shaft bevel gear	Steel	5.25	F1549	1917-27	1
S337	Trans. drive shaft nut	Steel	5.00	F1590	1917-27	1
S338	Trans. shaft—upper	Steel	9.00	F1518	1917-27	1
S338B	Trans. shaft—upper (Special Ratio)	Steel	7.50	F3731	1925-27	1
S339	Trans. shaft—lower assy.	Steel	11.25	F2192	1917-27	1
S340B	Trans. pinion (splined)	Steel	5.25	F1545	1917-27	2
S340B	Trans. pinion (splined) (Special Ratio)	Steel	6.00	F3733	1925-27	1
S341	Trans. pinion reverse (plain)	Steel	5.25	F1546	1917-27	1
S342	Trans. gear—low	Steel	9.00	F1547	1917-27	1
S342B	Trans. gear—low (Special Ratio)	Steel	9.00	F3734	1925-27	1
S343B	Trans. gear—large (deep splined)	Steel	13.50	F1540C	1923-27	1
S343C	Trans. gear—large (Special Ratio)	Steel	15.00	F3732	1925-27	1
S344C	Trans. reverse idler with bushing	Steel	5.25	F2265C	1923-27	1
S345	Trans. housing plate oil shield	Steel	07	F2584	1917-27	1
S346	Trans. reverse idler shaft	Steel	1.05	F2442R	1917-22	1
S346B	Trans. reverse idler shaft	Steel	1.05	F2442B	1923-27	1
S347B	Trans. reverse idler collar	Steel	85	F1663B	1924-27	1
S348	Trans. reverse idler collar—small	Steel	10	F2443R	1917-22	1
S349	Trans. shaft ball bearing—small	Steel	3.75	F1521	1917-27	2
S350	Trans. shaft ball bearing—large	Steel	4.50	F1522	1917-27	2
S351	Trans. drive shaft and large gear ball bearing	Steel	7.00	F1523A	1917-27	2
S352	Drawbar cap screw	Semi-steel	3.35	F1536	1917-27	1
S353	Drawbar cap gasket	Paper	03	F1899	1917-27	1
S355	Trans. reverse idler shaft cotter pin	Steel	10	F2475R	1917-22	1
S356	Drawbar cap extension	Steel	3.35	F1537S	1923-26	1

BRAKE

S360	Trans. plate, reverse idler and brake assy.	Steel	18.35	F2388C	1923-27	1
S361	Brake shaft	Steel	2.25	F3310	1923-27	1


*Used only with S21C. *Not subject to regular discount.



Catalog No.	Name	Specifications	List Factory No.	Year	Unit
-------------	------	----------------	------------------	------	------

BRAKE—Continued

S362	Brake spring	Steel	\$ 0.15	F4053	1923-27	1
S363	Brake spring retainer nut	Steel	10	F4054	1923-27	1
S364	Brake adjusting screw	Steel	05	F4052	1923-27	1
S365	Brake plate pin	Steel	15	F3495	1923-27	2
S366B	Brake plate—stationary	Steel	15	F3493	1923-27	3
S367B	Brake plate—revolving	Steel	15	F3493	1923-27	2
S368	Brake hub	Steel	90	F3496B	1923-27	1



Catalog No.	Name	Specifications	List	Factory No.	Year	Unit
S-375						
S-376						
S-377						
S-379						
S-384						
S-385						
S-386						
S-387						
S-388						
S-389						
S-391						

GEAR SHIFTER

Catalog No.	Name	Specifications	List	Factory No.	Year	Unit
S375	Gear shifter lever	Cast iron	\$12.75	F1782	1917-27	1
S376	Gear shifter lever ball	Vellumoid	6.00	F1529	1917-27	1
S377	Gear shifter lever ball pin	1/2" x 1 1/4" x 13 thds. (Order S182)	05.	F1896	1917-27	1
S379	Gear shifter lever ball	Steel	1.55	F1602	1917-27	4
S380	Gear shifter lever ball pin	1/2" x 1 1/4" x 13 thds.	25.	F 577	1917-27	1
S381	Gear shifter lever ball pin	3/8" x 1 1/8"	01.	F1345	1917-27	1
S382	Gear shifter lever ball pin	Steel	25.	F1053	1917-27	1
S383	Retainer	5/12" x 1 1/8"	01.	F1059	1917-27	1
S384	Retainer pin	Steel	1.55	F1531	1917-27	1
S385	Gear shifter—upper	Steel	1.55	F1532	1917-27	1
S386	Gear shifter—lower	Steel	70.	F1776	1917-27	2
S387	Gear shifter shaft pin	1/2" x 1 1/8"	01.	F1584	1917-27	2
S388	Gear shifter plunger	Steel	25.	F 533	1917-27	2
S389	Gear shifter plunger spring	Steel wire	03.	F 534	1917-27	1
S391	Gear shifter plate cap	Die casting (Order S294)	07.	F2202	1917-27	1
	Gear shifter interlock	Steel				1

Catalog No.	Name	Specifications	List	Factory No.	Year	Unit
S-400		Steel	15.00	F1660	1917-27	1
S-401		Cast iron and steel	80.	F 175	1917-27	1
S-402		1/4" x 1 1/8" x 28 thds.	3.00	F2193	1917-27	1
S-403		1/4" x 1 1/8" x 28 thds.	03.	F2347	1917-27	8
S-404		1/4" x 28 thds.	02.	F2344	1917-27	8
S-405		Steel	15.	F 416	1917-27	8
S-406		Steel	18.	F 417	1917-27	9
S-407		Spring steel	10.	F 944	1917-27	6
S-408		Malleable iron	5.25	F2194	1917-27	1
S-409		Steel	07.	F1591R	1917-19 1 Pr.	1
S-410		Steel	50.	F1589	1917-27	1

CLUTCH

CLUTCH ASSEMBLY

Catalog No.	Name	Specifications	List	Factory No.	Year	Unit
S400	Clutch housing—front	Steel	15.00	F1660	1917-27	1
S401	Clutch housing—rear assy.	Cast iron and steel	80.	F 175	1917-27	1
S402	Clutch housing cap screw	1/4" x 1 1/8" x 28 thds.	3.00	F2193	1917-27	1
S403	Clutch housing cap screw	1/4" x 1 1/8" x 28 thds.	03.	F2347	1917-27	8
S404	Clutch housing g. cap screw nut	1/4" x 28 thds.	02.	F2344	1917-27	8
S405	Clutch plate driver	Steel	15.	F 416	1917-27	8
S406	Clutch plate driver	Steel	18.	F 417	1917-27	9
S407	Clutch spring	Spring steel	10.	F 944	1917-27	6
S408	Clutch drive drum and keys	Malleable iron	5.25	F2194	1917-27	1
S409	Clutch driven drum ring	Steel	07.	F1591R	1917-19 1 Pr.	1
S410	Clutch driven drum nut	Steel	50.	F1589	1917-27	1

Catalog No.	Name	Specifications	List	Factory No.	Year	Unit
S-425						
S-426						
S-427						
S-428						
S-432						
S-430						
S-431						
S-429						

STARTING CRANK


Catalog No.	Name	Specifications	List	Factory No.	Year	Unit
S425	Starting crank	Steel	\$ 1.85	F1844	1917-27	1
S426	Starting crank handle	Steel	1.05	F 661	1917-27	1
S427	Starting crank handle pin	(Same as T3801)	20.	T 520A	1917-27	1
S428	Starting crank handle pin	(Same as T3802)	10.	T 521	1917-27	1
S429	Starting crank handle pin	(Same as T3809)	01.	T5911	1917-27	1
S430	Starting crank handle spring	Steel	05.	F 459	1917-27	1
S431	Starting crank spring	Steel	07.	F1823	1917-27	1
S432	Starting crank spacer	1/2" dia. x 2 3/4"	15.	F1021	1917-27	1

Catalog No.	Name	Specifications	List	Factory No.	Year	Unit
S-451-C						
S-452						
S-455						
S-456						
S-457						
S-458						
S-459-B						
S-461						
S-462						
S-463						

DASH

Catalog No.	Name	Specifications	List	Factory No.	Year	Unit
S451C	Dash with lining	Cotton webbing	12.00	F2266C	1917-27	2
S452	Dash cotton lining	1 1/8" x 1 1/8" Order S155	05.	F1817	1917-27	2
S453	Dash split rivet	1 1/8" x 1 1/8" x 12 thds. (Order S353)	05.	F1897	1917-27	2
S455	Dash cap screw	Vellumoid	05.	F1897	1917-27	2
S456	Dash gasket	Vellumoid	6.75	F1789	1917-27	1
S457	Clutch lever bracket	Cast iron	1.90	F1758	1917-27	1
S458	Clutch lever bracket bolt	1/2" x 1 1/4" x 13 thds. (Order S302)	3.80	F1760B	1917-27	4
S459B	Clutch lever	Steel	35.	F1759	1917-27	1
S461	Clutch release pin	1 1/8" x 2 1/8" (Order S75)	2.75	F1587	1917-27	1
S462	Clutch release plate	Bronze	1.00	F1761	1917-27	1
S463	Clutch pedal	Steel	05.	F1762	1917-27	1
S464	Clutch pedal cam	Steel	03.	F1853	1917-27	1
S464	Clutch pedal cam retainer	Steel	03.	F1853	1917-27	1
S465	Clutch pedal spring	Steel wire				1

**Also supply one (1) each of S492B, S493B, S282B and S493D when replacing previous type dash not having ignition switch.



Catalog No.	Name	Specifications	List	Factory No.	Year	Unit
-------------	------	----------------	------	-------------	------	------

STEERING GEAR

S475 STEERING WHEEL ASSEMBLY

S476	Steering wheel rim	(Use S475)	\$ 4.00	F1747	1917-27	1
S477	Steering wheel rim screw	Steel		F1510	1917-26	1
S477B	Steering wheel lock washer			T5346	1917-27	4
S478	Steering wheel spider	(Use S475)		A22367	1920-27	1
S479B	Steering shaft and pinion			F1748	1917-26	1
S480	Steering shaft nut	(Use T2545)		F1740	1917-27	1
S481	Steering shaft grease cup	$\frac{1}{2}$ x 18 thds.		T76A2	1917-27	1
S482	Steering sector	Malleable iron		F1745	1917-27	1
S483	Steering sector pin	$\frac{1}{4}$ x 1 $\frac{1}{8}$		F1731	1917-27	1
				F1738	1917-27	1

Catalog No.	Name	Specifications	List	Factory No.	Year	Unit
-------------	------	----------------	------	-------------	------	------

STEERING GEAR—Continued

S485	Steering arm—rear	Steel	\$ 3.00	F1635	1917-27	1
S486	Throttle control handle	Steel		F1784	1917-27	1
S487	Throttle con. lever conn.	Steel		F1785	1917-26	1
S488	Throttle control rod	Steel		F1818A	1917-21	1
S488B	Throttle control rod and cover assembly			F3202	1922-27	1
S488C	Throttle control rod Assy.			F3201	1922-27	1
S488D	Throttle control rod			F3200	1922-27	1
S489	Throttle control rod lever	Steel		F1818B	1922-27	25
S489B	Throttle control rod lever	Steel		F1634	1917-27	2
S490	Throttle con. rod lever pin	$\frac{1}{8}$ x $\frac{1}{2}$		F1786	1922-27	1
S491	Spark control rod	Steel		F1635	1917-27	4
S492	Spark control rod support	Steel		F1878A	1917-25	1
S492C	Spark control rod support	Steel		F1878B	1924-27	2
S493	Spark control rod lever	Steel		F1878C	1917-27	15
S493C	Spark control rod bracket			F3118A	1924-27	15
S493D	Spark control rod bracket			F3118C	1924-27	15
S494	Control rod and priming rod plunger spring	Steel wire		F1188	1917-27	3
S495	Control rod spring retainer	Steel		F1180	1917-27	2
S496	Control rod spring retainer pin	$1\frac{1}{2}$ x $\frac{1}{2}$		F1781	1917-27	2
S497	Priming rod	Steel		F2087A	1917-20	1
S497B	Priming rod	(Use with S1000)		F2087B	1921-26	1
S497C	Priming rod	(Use with S1000 & S1200)		F2087C	1924-26	1
S497D	Primer rod	(Use with S1000)		F2087D	1925-27	1
S497E	Primer rod—front	(Use with S1000)		F2080	1925-26	1
S498	Priming rod plunger	(Use with S1000)		F2199A	1917-25	1
S498B	Primer rod frame bracket	Steel		F2041	1925-26	1
S499	Needle valve adjusting rod	Steel		F2025A	1917-21	1
S499B	Needle valve adjusting rod	Steel		F2025B	1922-27	25
S500	Throttle con rod yoke	Steel		F1915A	1917-21	1
S501	Throttle control cover Assy.			F3200	1922-27	15
S502	Throttle control rod spring			F3199	1922-27	5
S503	Throttle control rod friction disc			F3198	1922-27	5

RADIATOR

S526	Radiator top tank & lining	Cast iron	15.00	F2261	1917-27	1
S527B	Radiator top tank cover	(Replaces S527 & S530)		F1417	1917-27	1
S528	Radiator cover bolt	$\frac{1}{2}$ x 13 thds.		F1422	1917-27	1
S529	Radiator cover bolt nut	Steel		F1836	1917-27	1
S531	Radiator cover ring	Steel		F1421	1917-26	1
S532	Radiator top tank cap screw	$\frac{1}{2}$ x 28 thds.		A20559	1917-27	21
S533	Radiator top tank stud	$\frac{1}{2}$ x 28 thds. & $\frac{3}{8}$ x 16 thds.		F2284	1917-27	9
S534	Radiator top tank stud nut			F2348	1917-27	2
	Radiator top tank rivet	$\frac{3}{8}$ x $\frac{1}{2}$ split (Order S155)				3
S536	Radiator top tank lining	Cotton webbing (Order S154)	4.50	F1405	1917-27	1
	Radiator top tank conn.	Cast iron				1
	Radiator top tank connection cap screw	$\frac{1}{2}$ x $1\frac{1}{4}$ x 13 thds.				1
S538	Radiator tank cap screw	(Order S182)		F2346	1917-27	4
S540	Radiator tank cap screw nut	$\frac{1}{4}$ x $1\frac{1}{2}$ x 28 thds.		F 381	1917-27	16
S541	Radiator core assembly	Assembly	24.75	F1822	1917-27	4
S542	Radiator overflow tube & gland	Brass tube	6.5	F1533	1917-27	1
S543	Radiator strip—front	Steel	15	F1534	1917-27	2
S544	Radiator side member	Cast iron	3.00	F1530	1917-27	2
S545	Radiator bottom tank	Cast iron	3.00	F1583	1917-27	1
S546	Radiator bottom tank spacer	Steel	3.00	F1583	1917-27	1
S547	Rad. bottom tank cap screw	$\frac{1}{2}$ x $\frac{1}{2}$ x 13 thds.		F2552	1917-27	3
S548	Radiator top tank gasket	Vellumoid	0.05	F1901	1917-27	2
S549	Radiator top tank gasket	Copper asbestos	1.5	F1569	1917-27	1
S550	Rad. bottom tank gasket	Copper asbestos	0.6	F 798	1917-27	1
S551	Radiator fin		1.15	F 800	1917-27	1
S552	Radiator header—bottom		1.20	F2486	1917-27	1
S553	Radiator header—top		1.20	F 801	1917-27	1
S554	Radiator tube—small	$\frac{1}{16}$ x $1\frac{1}{2}$ x 20 thds.				3
	Rad. conn. bolt nut	(Order S208)				4
	Rad. conn. lock washer	$\frac{1}{16}$ x 20 thds. (Order S157)				3
	Rad. $\frac{1}{2}$ lock washer	$\frac{1}{16}$ std. (Order S156)				4
		$\frac{1}{2}$ std. (Order S183)				7

FAN

S575	FAN ASSEMBLY	Assembly	7.25	F1846	1917-27	1
S576	Fan shaft	Steel	1.35	F1514	1917-27	1
S577	Fan shaft nut	$\frac{5}{8}$ x 18 thds. (Order S88)		F2377	1917-27	1
S578	Fan shaft retainer	Steel	30	F2462	1917-27	1
S579	Fan blade assembly	Steel	50	F2379	1917-27	1
S580	Fan pulley	Cast iron	1.00	F2564	1917-27	1
S581	Fan pulley gasket	Vellumoid	0.02	F2375	1920-27	1
S582	Fan pulley dust ring	Steel stamping	0.7	F2575	1920-27	1
S583	Fan pulley plug	(Use F3950)	0.3	A2445	1917-27	1
S584	Fan drive pulley	Cast iron	1.85	F1502	1917-27	1



Catalog No.	Name	Specifications	List	Factory No.	Year	Unit
-------------	------	----------------	------	-------------	------	------

FAN—Continued

S885	Fan drive pulley pin	Steel	\$ 0 15	F1575	1917-27	1
S886	Fan screw	$\frac{3}{8}$ " x $\frac{11}{16}$ " x 20 thds.	05	F2428	1917-27	4
S889	Fan ball bearing	$\frac{11}{16}$ " inside dia., $\frac{1}{8}$ " outside dia.	1 60	F1527	1917-27	2
S890	Fan washer	Steel	06	F1496	1917-27	1
S891	Fan belt	Special fabric, $1\frac{1}{8}$ " x $\frac{3}{8}$ " thick	60	F1467	1917-27	1

HOLLEY VAPORIZER

S601	Mixer chamber assembly	Cast iron	7 75	F1344-1R	1917-21	1
S601B	Mixing chamber assembly	Cast iron	4 50	F14431	1922-25	1
S602	Mixer chamber	Cast iron	3 75	F234-2R	1917-21	1
S602B	Mixing chamber cover	Steel	30	F14358	1922-25	1
S603	Mixing chamber cover	Steel	20	F10797R	1917-21	1
S603B	Mixing chamber cover screw	(Order S-628B)	30	F14373R	1922-25	1
S604C	Mixing chamber to manifold cap screw	(Old No. 601B)	05	F15091AR	1917-25	1
S605	Mixer chamber cover gasket	Copper, asbestos	05	F221-58R	1917-25	1
S606	Mixer chamber gasket	Copper, asbestos	05	F221-60R	1917-25	1
S607	AIR VALVE	Brass	50	F108840R	1917-25	1
S608	Air valve guide	Die casting	30	F221-68R	1917-25	1
S609	Throat choke tube	Die casting	25	F221-64R	1917-25	1
S610	Throat retainer screw	Steel	30	F220-65R	1917-21	1
S611	Shifter valve	Steel	80	F234-6R	1917-21	1
S612	Shifter valve button	Steel	25	F234-6R	1917-21	1
S613	Shifter valve plunger	Steel	05	F220-78R	1917-21	1
S614	Shifter valve spring	Steel	05	F234-7R	1917-21	1
S615	Shifter valve cover	Cast iron	25	F234-8R	1917-21	1
S616	STRANGLING THROTTLE LEVER AND VALVE ASSEMBLY	Cast iron	50	F234-12R	1917-25	1

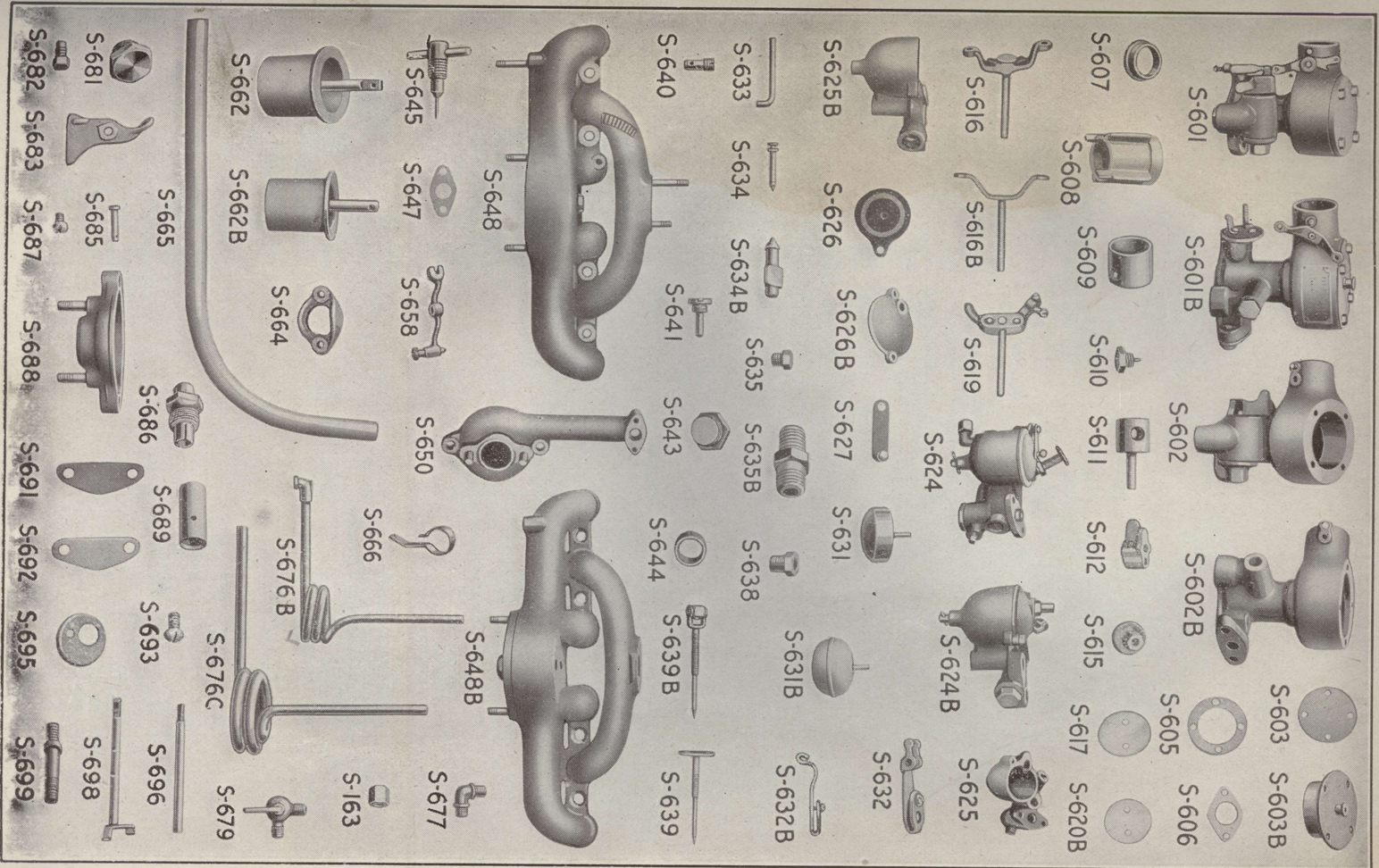


Catalog No.	Name	Specifications	List	Factory No.	Year	Unit
-------------	------	----------------	------	-------------	------	------

HOLLEY VAPORIZER—Continued

S616B. Strangling throttle lever and rod assembly

S617	Strangling throttle plate	Steel	\$ 0 25	F14408AR	1922-25	1
S618	Strangling throttle plate pin	Brass	03	F220-93R	1917-25	1
S619	Throttle lever assembly	Brass	01	T6335A	1917-25	1
S620	Throttle plate	Steel	05	F234-11R	1917-21	1
S620B	Throttle plate	Steel	05	F12204R	1917-21	1
S622	Throttle plate pin	Order S-618	05	F14365AR	1922-25	1
S622B	Vapor tube pack nut	Steel	10	F221-52	1917-25	1
S623B	Vapor tube packing	Brass	10	F14208R	1917-25	1
S623C	Floater tube bushing	Brass	10	F14207R	1917-25	1
S624	Floater chamber assembly	Steel	6 00	F234-75R	1917-21	1
S624B	Floater chamber assembly	Cast iron	5	F15002AR	1922-25	1
S625	Floater chamber	Cast iron	2 50	F234-17R	1917-21	1
S625B	Floater chamber cover	Cast iron	2 50	F15920R	1922-25	1
S626	Floater chamber cover	Steel	15	F12205R	1917-21	1
S626B	Floater chamber cover spring	Steel	50	F15268R	1922-25	1
S627	Floater chamber cover screw	Steel $\frac{3}{8}$ " x $\frac{1}{2}$ " x 32 thds.	15	F2222R	1917-21	1
S628B	Floater chamber cover screw	Steel $\frac{3}{8}$ " x $\frac{1}{2}$ " x 20 thds.	03	F234-39R	1917-21	1
S629	Floater chamber cover spacer	Steel	05	F234-40R	1917-21	1
S630	Floater chamber Welch plug	Steel stamping	05	F234-29R	1917-21	1
S631	Floater	Copper	30	F234-43R	1917-21	1
S631B	Floater	Copper	30	F15272AR	1922-25	1
S632	Floater lever and clamp screw	Brass	15	F13205	1917-21	1
S632B	Floater lever and screw	Brass	15	F15919R	1922-25	1
S633	Floater lever pin	Brass	05	F234-46R	1917-21	1
S633B	Floater valve lever pin	Brass	05	F15313AR	1922-25	1
S634	Floater valve	Brass	50	F234-83R	1917-21	1
S634B	Floater valve	(Use T6920)	25	T6324A	1922-25	1
S635	Floater valve seat	Brass	15	F234-49R	1917-21	1
S635B	Floater valve seat	Brass	20	F15577	1922-25	1
S636	Adjusting needle point and valve assembly	Brass	65	F234-80	1917-21	1
S637	Adj. needle point spring	Steel	05	F234-81R	1917-21	1
S638	Adj. needle bushing	Steel	15	F234-23R	1917-21	1
S639	Adj. needle head and block assembly	Brass	40	F234-56R	1917-21	1
S639B	Adj. needle head and block assembly	Brass	50	F14914AR	1922-25	1
S640	Adj. needle pilot	Brass	20	F234-67	1917-25	1
S641	High and low speed nozzle	Brass	20	F10849R	1917-21	1
S642	Nozzle gasket	Copper, asbestos	15	F220-47R	1917-21	1
S643	Nozzle plug	Steel	03	F220-43R	1917-21	1
S644	Nozzle plug gasket	Copper, asbestos	10	F220-44R	1917-21	1
S645	Drain plug	Steel (Order S583)	10	F16303	1917-25	1
S647	Pipe plug, $\frac{1}{8}$ "	Steel (Order S583)	03	F234-27R	1917-21	2
S648	Floater chamber gasket	Steel	7 50	F234-76R	1917-21	1
S648B	MANIFOLD & STUD ASSY	Steel	6 00	F14434AR	1922-25	1
S649B	Manifold stud	Steel	1	F15001	1917-25	1
S650	Manifold outlet and studs	(Order S649B)	1 50	F234-71R	1917-21	1
S652B	Exhauster manl. outlet studs	Brass	05	F10929	1917-26	2
S653	Manifold outlet stud nut	Brass	05	F2919	1917-26	4
S654	Vaporizer to cyl. stud	(Use T2549)	05	A21877	1917-26	4
S655	Vaporizer to cyl. stud nut	Steel	02	F1021	1917-26	6
S656	Manifold gland	$\frac{3}{8}$ " std.	02	F1621	1917-25	6
S657	Manifold lock washer	Copper, asbestos	03	F1043	1917-26	4



Catalog No.	Name	Specifications	List	Factory No.	Year	Unit
-------------	------	----------------	------	-------------	------	------

HOLLEY VAPORIZER—Continued

S658	SHUNT VALVE LEVER ASSEMBLY		\$ 0	95	F234-73R	1917-21	1
S659	Shunt valve lever stud	Steel	10	F10837R	1917-21	1	1
S660	Shunt valve lever stud nut	Brass	15	F10838R	1917-21	1	1
S662	EXHAUST SHUNT VALVE ASSEMBLY		55	F234-74R	1917-21	1	1
S662B	Shunt valve and pilot Assy.		45	F14435R	1922-25	1	1
S664	Exhaust tube flange	Mall. iron	25	F2200	1917-27	1	1
S665	Exhaust tube	Steel, 2" dia.	1	F1987	1917-27	1	1
S666	Exhaust tube bracket	Steel, 1" x 1" x 28 thds.	10	F1996	1917-27	1	1
S667	Exhaust tube bracket cap screw	(Order S538)					
S674	Exhaust tube bracket cap screw nut	1/4" x 28 thds. (Order S104)	05	F234-58R	1917-21	1	1
S675	Float chamber stud nut	1/8" x 24 (Same as T2503P)	02	A21702	1917-24	2	2
S676	lock washer	Steel	01	A22217	1917-24	2	2
S676B	Vapor tube complete	Steel	1	F14210R	1917-23	1	1
S676C	Vapor tube	Steel	1	F14368R	1923-24	1	1
S677	Fuel inlet elbow	Brass (Same as T6154)	1	T4859	1917-25	1	1
S679	Fuel inlet elbow pack nut	Steel (Order S163)	15	F1935R	1917-23	1	1
S679	Gasoline shut-off cock	Brass (Order S163)	20	F1935R	1917-23	1	1
S681	Mixing chamber plug	Steel (Order S163)	10	T6284R	1917-23	1	1
S681B	Mixing chamber elbow	Steel	40	F15760R	1922-25	1	1
S682	Throat retaining screw	Steel	03	F10924R	1917-25	1	1
S683	Shunt valve latch	Mall. iron	20	F14335R	1917-25	1	1
S684	Throttle plate screw	Brass	01	F14366	1917-25	1	1
S685	Shunt valve latch pin	Steel	05	F14376R	1917-25	1	1
S686	Adj. needle nut	Steel	20	F16166AR	1917-25	1	1
S687	Float chamber throat screw	Brass	03	F14420	1917-25	1	1
S688	Manifold outer and stud assembly		1	F14436R	1917-25	1	1
S689	Float chamber throat	Steel	15	F14605R	1917-25	1	1
S690	Float chamber cap screw	Brass	12	F15092AR	1917-25	1	1
S691	Mixing chamber governor flange cover	Steel	05	F15563A	1922-26	1	1
S692	Mixing chamber governor flange cover gasket	Steel	03	F15737A	1922-26	1	1
S693	Mixing chamber governor flange cover screw	Steel	02	F15738A	1922-26	1	1
S694	Adj. needle gasket	Steel	01	F234-26R	1917-25	1	1
S695	Throttle stop lever plate	Steel	10	F14422	1922-25	1	1
S696	Throttle rod	Brass	20	F14367	1922-25	1	1
S697	Throttle stop screw	Steel (Same as T6170)	01	T4520BR	1917-25	1	1
S698	Throttle stop lever and rod assembly		40	F14425A	1922-25	1	1
S699	Throttle stop lever plate stud	Steel	05	F14433	1922-26	1	1

KINGSTON VAPORIZER


S1002	MANIFOLD AND STUD ASSEMBLY		6	50	F14434B	1924-26	1
S1003	Manifold stud		10	F1503	1924-26	1	1
S1004	Booster		50	F1462	1924-26	1	1
S1005	Carburetor connection Assy.		3	25	F1500	1924-26	1
S1006	Carburetor connection Assy.		2	00	F1283	1924-26	1
S1007	Throttle disc		06	F1464	1924-26	1	1
S1008	Throttle disc staple		01	F1064	1924-26	1	1
S1009	Throttle stop lever and rod Assy.		65	F14425B	1924-26	1	1
S1010	Throttle stop lever plate stud	(Order S699)			1924-26		
S1011	Mixing chamber governor flange cover	(Order S691)			1924-26		
S1012	Mixing chamber governor flange cover gasket	(Order S692)			1924-26		
S1013	Mixing chamber governor flange cover screw	(Order S693)			1924-26		
S1014	Carburetor body Assy.	(Used with S1020B and S1024B)	5	00	F1490-A2	1924-26	1
S1015	Carburetor body Assy.	(Order S693)	2	65	F1492B	1924-26	1
S1017	Strangling throttle lever and rod Assy.		30	F14408B	1924-26	1	1
S1018	Strangling throttle disc		06	F1465	1924-26	1	1
S1019	Strangling throttle disc staple	(Order S1008)			1924-26		
S1020	Low speed needle, head and stem Assy.	1/2"-20 thd.	1	00	F1511AR	1924	1


KINGSTON VAPORIZER—Continued

S1020B	Low speed needle, head and stem assy.	$\frac{3}{8}$ "—20 thd.	\$ 1 00	F1511B	1924-26	1
S1021	Low speed tube plug		15	F1438R	1924-26	1
S1022	Low speed binder post nut	$\frac{3}{8}$ "—20 thd.	10	F1269R	1924	1
S1023	High speed needle and head assy.		45	F14914B	1924	1
S1024	High speed needle stem binder post		20	F1338AR	1924	1
S1024B	High speed needle stem binder post		20	F1338B	1924-26	1
	High speed needle stem binder post nut	(Order S1022)				
S1026	Fuel cup		55	F1430	1924-26	1
S1027	Fuel cup gasket—upper		05	F1018	1924-26	1
S1028	Fuel cup gasket—lower	(Same as T6157B)	05	T6367ER	1924-26	1
S1029	Fuel cup clamp nut	(Same as T6163B)	10	T4810DR	1924-26	1
S1030	Floater assy.		55	F15272B	1924-26	1
S1031	Air valve		40	F1254	1924-26	1
S1032	Air valve shaft and plug assy.		25	F1250	1924-26	1
S1033	Air valve stop assy.	(Same as T6169)	18	F1495	1924-26	1
S1034	Drain valve assy.	(Same as T6162)	15	T6329B	1924-26	1
S1035	Drain valve body clamp nut	(Same as T6151)	05	T6395	1924-26	1
S1036	Drain valve nut	(Order S189)	15	T6328CR	1924-26	1
S1038	Floater inlet elbow		20	T6321DR	1924-26	1
S1039	Floater valve seat	(Order T6126A)	30	T6324CR	1924-26	1
S1040	Floater valve lever pin		03	F15313B	1924-26	1
S1041	Venturi		1	F1425	1924-26	1
S1042	Intake manifold floater		50	F10850B	1924-26	1
S1043	Screw for fastening venturi		12	F1463	1924-26	1
S1044	Carburetor connection to manifold gasket		05	F1427	1924-26	1
S1045	Carburetor connection to manifold cap screw		05	F1493	1924-26	1
S1046	Carburetor cap screw		03	F1042	1924-26	1
S1047	Carburetor connection to carburetor cap screw nut	(Order S672)				
S1048	Carburetor connection to carburetor gasket		03	F 881	1924-26	1
S1049	Strainer body		20	F1442R	1924	1
S1050	Strainer gasket		03	F1543R	1924	1
S1051	Strainer post		15	F1550R	1924	1
S1052	Strainer screen		12	F1318R	1924	1
S1053	Strainer cap		10	F1317R	1924	1
S1054	Strainer cap gasket		02	F1316R	1924	1
S1055	Heat valve lever		10	F1504	1924-26	1
S1056	Heat valve disc		06	F1505	1924-26	1
S1057	Heat valve staple		03	F1506	1924-26	1
S1058	Venturi lock screw gasket		02	F1507	1924-26	1

HOLLEY VAPORIZER

S7100B	VAPORIZER		11 00	F1174	1925-27	1
S1010B	FLOAT CHAMBER ASSY.		5 00	F15002C	1925-27	1
S1010B	Floater chamber and plug assy.		3 00	F19101B	1925-27	1
S1103	Fuel passage plug	(Order S687)				
S1104B	Floater chamber cover and bracket assy.		70	F19102B	1925-27	1
S1106	Adjusting needle assy.	(Order S645)				
S1107	Floater valve assy.	(Order S634B)				
S1108	Adjusting needle seat assy.		45	F14910B	1925-27	1
S1109	Floater and lever assy.		15	F18806	1925-27	1
S1110	Adj. needle seat plug gasket.	(Same as T6205)	25	F15272C	1925-27	1
S1111	Floater pin	(Order S633B)	02	T6367B	1925-27	1
S1112	Floater chamber cover screw	(Order S628B)				
S1113	Floater valve seat	(Order S635B)				
S1114	Floater chamber cover gasket		03	F18690	1925-27	1
S1115	Adjusting needle bushing		10	F16166B	1925-27	1
S1116	Adjusting needle seat plug		10	F18804	1925-27	1
S1117	MIXER CHAMBER ASSY		5	F14431B	1925-27	1
S1118	Strangling lever and rod assy.		35	F14408C	1925-27	1
S1119	Air valve shaft assy.	(Order S698)	10	F17641	1925-27	1
S1120	Mixer lever and rod assy.	(Order S698)	10	F14462	1925-27	1
S1121	Mixer chamber primer assy.		01	F12589	1925-27	1
S1122	Throttle plate screw	(Order S684)				
S1123	Throttle stop lever plate	(Order S693)				
S1124	Throttle stop lever plate stud	(Order S699)				
S1125	Air valve		55	F17637	1925-27	1
S1126	Air valve		55	F17637	1925-27	1
S1127	Air valve shaft retainer screw		05	F17639	1925-27	1

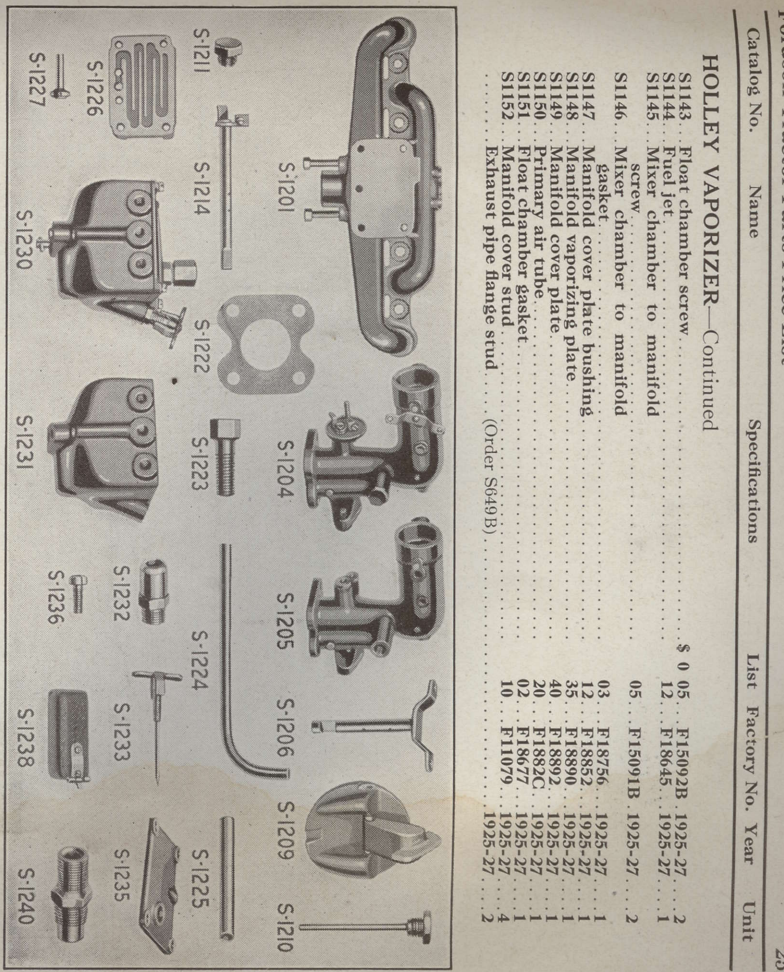




Catalog No.	Name	Specifications	List Factory No.	Year	Unit
-------------	------	----------------	------------------	------	------

HOLLEY VAPORIZER—Continued

S1128	Mixer chamber		\$ 3 25	F17587B	1925-27	1
S1129	Mixer chamber plug	(Order S1116)			1925-27	1
S1130	Strangling throttle lever stop screw				1925-27	1
S1131	Throttle plate		05	F18998	1925-27	1
S1132	Strangling throttle plate		05	F14365B	1925-27	1
S1133	Governor flange cover	(Order S891)		F19000	1925-27	1
S1134	Governor flange cover gasket	(Order S892)			1925-27	1
S1136	MANIFOLD AND STUD ASST.	(Order S893)			1925-27	1
S1137	Mixer to manifold screw lock washer		6 00	F14434C	1925-27	1
S1138	Stud nut	(Order S673)			1925-27	2
S1139	Vapor outlet tube	(Order S652B)			1925-27	6
S1140	Vapor outlet tube nut		25	F14368B	1925-27	1
S1141	Manifold vaporizing plate		20	F17301	1925-27	1
S1142	Manifold bushing		10	F17529	1925-27	1
			1 25	F18641	1925-27	1




Catalog No.	Name	Specifications	List Factory No.	Year	Unit
-------------	------	----------------	------------------	------	------

HOLLEY VAPORIZER—Continued

S1143	Floater chamber screw		\$ 0 05	F15092B	1925-27	2
S1144	Fuel jet		12	F18645	1925-27	1
S1145	Mixer chamber to manifold screw		05	F15091B	1925-27	2
S1146	Mixer chamber to manifold gasket		03	F18756	1925-27	1
S1147	Manifold cover plate bushing		12	F18852	1925-27	1
S1148	Manifold vaporizing plate		35	F18890	1925-27	1
S1149	Manifold cover plate		40	F18892	1925-27	1
S1150	Primary air tube		20	F1882C	1925-27	1
S1151	Floater chamber stud		02	F18677	1925-27	1
S1152	Manifold cover stud		10	F11079	1925-27	4
	Exhaust pipe flange stud	(Order S6493)			1925-27	2

KINGSTON VAPORIZER

S1200	Vaporizer assy.		16 75	F11175E	1926-27	
S1201	Manifold and stud assy.		6 50	F14434D	1926-27	
S1204	Mixing chamber assy.		5 75	F14431C	1926-27	
S1206	Choke throttle lever and rod assy.		3 00	F1871	1926-27	
S1207	Choke throttle disc		25	F14408D	1926-27	
S1209	Air valve assembly		06	F1465B	1926-27	
S1210	Air valve shaft assembly		95	F1254B	1926-27	
S1211	Air valve shaft plug		15	F1250B	1926-27	
S1212	Mixing chamber primer plug	(Order S888)	10	F 960B	1926-27	
S1214	Throttle stop lever and rod assy.				1926-27	
S1215	Throttle disc		65	F14425C	1926-27	
S1222	Throttle lever stop screw	(Same as T6170) (Order S897)	06	F1464B	1926-27	
	Mixing chamber to manifold gasket		02	F1427B	1926-27	
S1224	Inlet air inlet tube cap screw	(Order S1045)	40	F1882D	1926-27	
S1225	Vapor outlet tube		15	F14368C	1926-27	
S1226	Manifold cover assy.		2	F 1868	1926-27	
S1227	Fuel jet		15	F18645B	1926-27	
S1228	Manifold cover gasket		03	F18677B	1926-27	
S1229	Manifold cover cap screw		3	F 1810	1926-27	
S1231	Floater chamber assy.		25	F15002D	1926-27	
S1232	Floater chamber		1	F19101G	1926-27	
S1233	Adj. needle bushing		15	F16166G	1926-27	
S1234	Drain valve	(Same as T6169)	35	F14916G	1926-27	
S1235	Floater chamber cover and bracket assy.		15	T6329B	1926-27	
S1236	Floater chamber cover screw		55	F19102C	1926-27	
S1237	Floater chamber cover lock washer	(Order T6266)	04	F15524B	1926-27	
S1238	Floater and lever assy.		01	A2205E	1926-27	
S1239	Floater pin		55	F15222D	1926-27	
S1240	Floater valve seat	(Order S1039)	03	F15313C	1926-27	
S1241	Floater valve		20	F15577B	1926-27	



Catalog No.	Name	Specifications	List	Factory No.	Year	Unit
-------------	------	----------------	------	-------------	------	------

AIR WASHER

S700B	AIR WASHER ASSY.	(Used with S186)	\$15.65	F1994B	1917-27	1
S701	Air washer bowl	Cast iron	7.00	F1879	1917-27	1
S702	Air washer cover	Cast iron	2.00	F1880	1917-27	1
S703	Air washer cover gasket	Vellumoid or cork	0.05	F2196	1917-27	2
S704	Air washer baffle plate	Brass	3.5	F2546	1917-27	1
S706	Air washer filler plug	(Order S254)	1			1
S706B	Air washer drain plug	Die casting (Order S254)	1			1
S706B	Air washer tube flange	Cast iron	1.85	F1883A	1917-27	1
S707	Air washer tube flange	Copper, asbestos	0.85	F1883B	1917-27	1
S708	Air washer tube gasket	Vellumoid	0.03	F1885	1917-27	2
S709	Air washer tube—small	Sheet iron	0.25	F230	1917-27	1
S709B	Air washer tube—large	Sheet iron	0.25	F1882AR	1917-21	1
S710	Air washer tube—small	Sheet iron	0.25	F1882AR	1922-26	1
S710B	Air washer tube—large	Sheet iron	0.25	F1881B	1924-26	1
S710C	Air washer tube	(Kingsdon)	0.25	F1881C	1924-26	1
S711	Air washer tube felt collar	(Used with S1100 & S1200)	0.05	F1881D	1925-27	2
S711	Air washer cover cap screw	Felt 1/4" x 1" x 28 thds. (Order S538)	0.3	F2010B	1917-27	4

S714	Air washer cover cap screw	1/4" x 28 thds. (Order S404)	0.3	F 608	1917-27	2
S714	Air washer flange cap screw	1/4" x 3/4" x 20 thds.	0.3	F 608	1917-27	2
S714	Air washer bowl cap screw	1/2" x 1 1/4" x 13 thds. (Order S182)	0.3	F 608	1917-27	2


SPARK COIL

S715B	Air washer bowl screw	1/2" — 13 threads	0.5	F2094	1923-27	1
S716	Air washer cap screw	1/8" x 2 1/8" x 12 thds.	0.05	F1886	1917-27	2
S717	Air washer float assembly	Assembly	1.50	F2177	1917-27	1
S718	Air washer elbow plug	(Same as S019B)	0.1	T5919	1924-27	1
S719	Air washer filler plug	Rubber	20	F1884BR	1917-27	1

SPARK COIL

S725B	COIL		11.00	F2012B	1917-27	1
S725B	Coil box with cover		4.00	F2360B	1917-27	1
S726B	Coil box cover	(Use T5004)	6.0	T7910	1917-18	1
S727	Coil box cover		1.00	F2355AR	1919-24	1
S728B	COIL BOX COVER ASSY.	(Same as T5004B)	1.00	T7910B	1924-27	1
S729	Coil box terminal sleeve	Porcelain	0.3	F1914R	1917-24	4
S730	Coil switch assembly	(Same as T5010)	8.0	T5873R	1917-18	1
S731	Coil switch lever	(Same as T5006)	1.70	T5845	1917-27	4
S732	Coil unit	(Same as T5007)	1.70	T5845	1917-27	4
S733	Coil vibrator bridge with contact point	(Same as T5009)	0.8	T6702	1917-27	4
S734B	Coil vibrator and lower bridge assembly	(Same as T5008B)	0.6	T6737B	1917-27	4
S737	Coil box stud nut		0.5	F2921	1917-27	4
S738	Coil box stud nut	1/4" x 3/8" x 20 thds. (Order S714)	0.3	F2922	1917-27	4
S738	Coil box cap screw		0.3	F2922	1917-27	4

†Used on Tractors without breather on dash.
 ‡Beginning with Tractor 213,800.
 ††For use on Air Washer when threads are worn so S254 cannot be used.



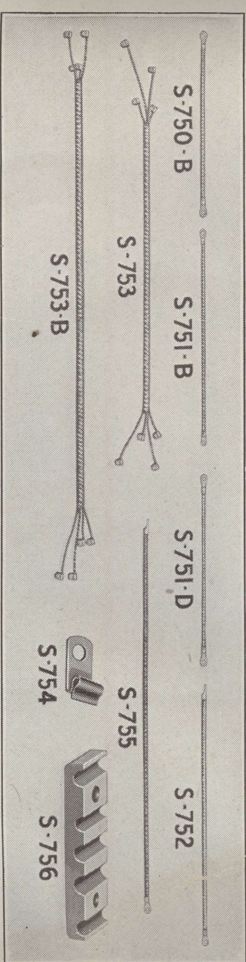
Catalog No.	Name	Specifications	List	Factory No.	Year	Unit
-------------	------	----------------	------	-------------	------	------

SPARK COIL—Continued

*S729	Coil box cap screw nut	1/4" x 20 thds.	\$ 0.02	F 564R	1917-23	4
S740	Coil box cover gasket	(Same as T5004C)	1.5	T5897	1924-27	1
S741	Coil box washer		0.5	F 270	1918-27	1
S746	Ignition switch terminal		0.3	F 1657R	1924-27	1
S747	Ignition switch terminal bolt	(Order S197)	0.5	F1658	1924-27	1
S748	Ignition switch terminal block		0.5	F1658	1924-27	1
S749	Ignition switch insulating spacer		0.5	F1659	1924-27	1


WIRING

S750B	Spark plug wire	(Cyls. No. 1 & 2)	10	F1211	1917-26	2
S751B	Spark plug wire	(Nos. 3 and 4 cyl.) Use 13027	0.6	T1366R	1917-26	1
S751B	Spark plug wire	(Cyls. No. 2 & 3) (Order S730B)	10	F1200	1927	2
S751D	Spark plug wire	(Cyls. No. 1 & 4) (Use with S725)	10	F125R	1917-24	1
S752	Magneto to coil wire	(Order S71D)	10	F1215R	1924-27	1
S753	Communtator wire assembly	4-way cable	60	F1214R	1917-26	1
S753B	Communtator wire assembly	Steel	0.5	F2108R	1917-26	1
S754	Communtator cable support	Steel	1.5	F 135	1927	2
S755	Magneto to switch wire assy.		20	F 135	1927	2
S756	Wiring clamp		0.4	A20720	1927	2
S757	Wiring clamp screw	(Order S675)	0.4	A20720	1927	2



S750·B	SEAT	Steel	2.65	F1743	1917-27	1
S751·B	SEAT	Steel	1.00	F1633	1917-27	1
S752·B	SEAT	Steel	0.3	F1624	1917-27	2
S753·B	SEAT	Steel	0.2	T1729	1917-27	2
S754·B	SEAT	Steel	2.5	F1746	1917-27	1
S755·B	SEAT	Steel	0.2	F2191	1917-27	1
S756·B	SEAT	Steel	1.90	F1749	1917-27	1
S757·B	SEAT	Steel	0.1	F1900	1917-27	1
S758·B	SEAT	Steel	0.1	F1900	1917-27	1

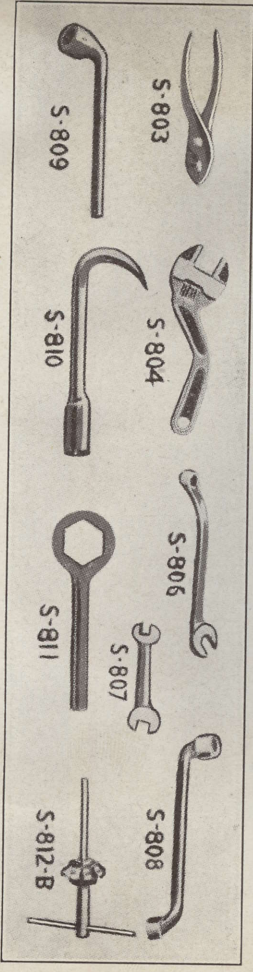
*Used on Tractors up to No. 31,807.



Catalog No.	Name	Specifications	List	Factory No.	Year	Unit
-------------	------	----------------	------	-------------	------	------

TOOLS


S800	Tool box assembly		\$ 1 25	F1870	1917-27	1
	Tool box cap screw	1/2" x 1 1/8" x 13 thds.				2
		(Order S243)				
S803	Pliers	8"	25	A17025	1917-27	1
S804	Wescott wrench	9"	95	F1984	1917-27	1
S806	Combination spark plug and crankcase bolt wrench	(Same as T2335)	35	T5893	1917-27	1
S807	Wrench for 1/8" and 1/4" nut	Steel	20	F2095	1917-27	1
S808	Rear wheel wrench	Steel	65	F2372	1917-27	1
S810	Rear wheel bar	Steel	60	F2366	1917-27	1
S811	Front hub cap wrench	Steel	80	F2097	1917-27	1
S812B	Valve seat reamer	Steel	65	F2197	1917-27	1
*5-Z-153	L. wrench 1/2"		2 75	52459		
*5-Z-159	T. wrench 1/2"		40			
*5-Z-160	T. wrench 3/8"		45			
*5-Z-232	Sprinkle arm bushing driver		35			
*5-Z-280	Valve grinder		50			
*5-Z-1080	L. wrench 3/8"		65			
*5-Z-1539	L. wrench special for carburetor hot plate		25			
*5-Z-1580	L. wrench 1/2"		55			
*5-Z-1531-D1	Speed wrench long 1/2"		2 25			
*5-Z-1531-D2	Speed wrench long 1/4"		75			
*5-Z-1531-D3	Speed wrench medium 1/8"		25			
*5-Z-1531-D4	Speed wrench short 1/8"		65			
*5-Z-1531-D5	Speed wrench long 1/2"		50			
*5-Z-1531-D6	Speed wrench long 1/4"		75			
*5-Z-1531-D7	Speed wrench short 1/8"		65			



BELT PULLEY ATTACHMENT

Catalog No.	Name	Specifications	List	Factory No.	Year	Unit
-------------	------	----------------	------	-------------	------	------


†Not subject to regular discount. *Also used on Model T cars.



Catalog No.	Name	Specifications	List	Factory No.	Year	Unit
-------------	------	----------------	------	-------------	------	------

EXTENSION RIM

S910	EXTENSION RIM ASSEMBLY COMPLETE with bolts, nuts, washers and spacers for attaching.		\$15 00	F2450	1917-27	2
S910B	Extension rim assembly less bolts, nuts, washers and spacers.		14 25	F2448	1917-27	2
S911	Extension rim cleat	Steel	25	F2512	17-27	10 per rim
S912	Extension rim bolt nut	1/2" x 1 1/2" x 20 thds.	05	F1833	17-27	14 per rim
S915	Extension rim spacer nut	1/2" x 20 thds. (Order S156)	03	F2513	17-27	14 per rim
S916	Extension rim cleat rivet	3/8" x 1 1/2" std.	02	F 634	17-27	20 per rim



TRACTOR COVER

S920	Tractor cover	Canvas	3 50	F2187B	1917-27	1
------	---------------	--------	------	--------	---------	---

GROUSER

S925	Grouser		65	F2297	1920-27	28
S926	Grouser bolt		05	F2995	1920-27	84
S927	Grouser bolt nut		03	F2996	1920-27	84

Catalog No. Name Specifications List Factory No. Year Unit

FENDER

S931B	Fender—right		\$30 00	F3000B	1924-27	1
S932B	Fender—left		30 00	F3001B	1924-27	1
S933	Fender iron—right	Steel	3 35	F3024	1924-27	1
S934	Fender iron—left	Steel	3 35	F3025	1924-27	1
S935	Fender iron to dash bolt—long					
	Fender iron to dash bolt— $\frac{1}{8}$ "—20 thds.		05	F3032	1924-27	2
	short	(Order S208)				
S939	Fender iron to dash bolt nut—washer	(Order S157)				4
S940	Fender axle bracket	(Order S156)	1 55	F3015	1924-27	6
	Fender axle bracket clamp	Malleable iron	70	F3018B	1924-27	2
S942	Fender axle brkt. clamp nut.	Steel— $\frac{3}{4}$ "—16 thds. (Order S481)			1924-27	4
S942B	Fender step		1 90	F3027AR	1924-26	1
S943	Fender step		03	F3027C	1927	2
S943B	Fender step to rear support bolt	(Same as T3062)	01	T5510	1924-27	2
S944	Fender step bolt nut	(Same as T3811 B)	02	A20705	1924-27	4
S945	Fender step bolt lock washer		01	A21706	1924-27	4
S947	Fender rear support—right		2 65	A22218	1924-27	8
S947B	Fender rear support—left		2 65	F3050BR	1924-26	1
S948	Fender rear support—right		2 65	F3050C	1927	1
S948B	Fender rear support—left		2 65	F3051BR	1924-26	1
S949	Fender support bolt—long	(Order S943B)	2 65	F3051C	1927	8
	Fender support bolt—short	(Order S674)	02	F3029	1924-27	4
	Fender support bolt nut				1924-27	12
	Fender support bolt lock washer	(Order S945)				
S960	Fender step block		10	F3028	1924-26	12
S961	Fender adapter	Malleable iron	2 50	F2976R	1917-24	1
S962	Adapter cap screw—short	(Order S208)	03	F582R	1917-24	4
	Adapter cap screw—long	(Order S938)				2
	Adapter cap screw washer	(Order S935)				6
	Adapter bolt nut	(Order S137)				6
	Adapter bolt lock washer	(Order S938)				6

PAINT

M210	Gray paint— $\frac{1}{2}$ gal. can		2 00			
M210	Gray paint—5 gal. can		16 25			
M212	Red paint—1 qt. can		1 00			
M213	Black paint— $\frac{1}{2}$ pt. can		40			

COTTER PINS

Name	Price	Factory No.
* $\frac{1}{8}$ " x $\frac{3}{8}$ " cotter pin	\$0 05 per doz.	7992
** $\frac{1}{8}$ " x $\frac{1}{2}$ " cotter pin		A3515
** $\frac{3}{8}$ " x $\frac{1}{2}$ " cotter pin		A3531
** $\frac{3}{8}$ " x 1 " cotter pin		A3533
** $\frac{1}{2}$ " x 1 " cotter pin		T 614
** $\frac{1}{2}$ " x $1\frac{1}{4}$ " cotter pin		A23552
* $\frac{1}{8}$ " x 2 " cotter pin		A23550
* $\frac{1}{8}$ " x $1\frac{1}{2}$ " cotter pin		F1592
* $\frac{1}{8}$ " x $2\frac{1}{2}$ " cotter pin		F1671
* $\frac{1}{8}$ " x 2 " cotter pin (See S355)		F1593
		F2475R

†Not subject to regular discounts.
 ††Used when installing fenders on Tractors without breather on dash.
 *0.25 per Gross—0.75 per thousand.
 **0.20 per Gross—0.50 per thousand.
 ††0.35 per Gross—2.00 per thousand.
 ††0.50 per Gross—3.00 per thousand.

JOHN BORNMAN & SON
 DETROIT

PRINTED IN U. S. A.

