

Fordson

TRADE MARK

TRACTOR

PARTS

PRICE LIST

Effective April 1, 1928

Ford Motor Company

DETROIT, MICHIGAN

1200

Fordson

TRADE MARK

TRACTOR

Parts Price List

Effective April 1, 1928


Prices subject to change without notice



Ford Motor Company
DETROIT, MICH.

Fordson Tractor

Parts Price List



MOTOR NUMBER HERE


Instructions for Ordering Parts

1. Always give number of Tractor; it is stamped on the motor on the right-hand side. (See Plate above.)
2. Always give number and name of each part ordered.
3. All prices net f. o. b. Branch, Factory or Dealer.
4. Specify whether shipments are to be forwarded by mail, express or freight.
5. Orders for parts should be written separately from correspondence pertaining to other matters.
6. Parts should be ordered from Dealer.



Copyright, 1927
Ford Motor Company
Detroit, Mich.

Price List of Fordson Tractor Parts



Catalog No.	Name	Specifications	List	Factory No.	Year	Unit
-------------	------	----------------	------	-------------	------	------

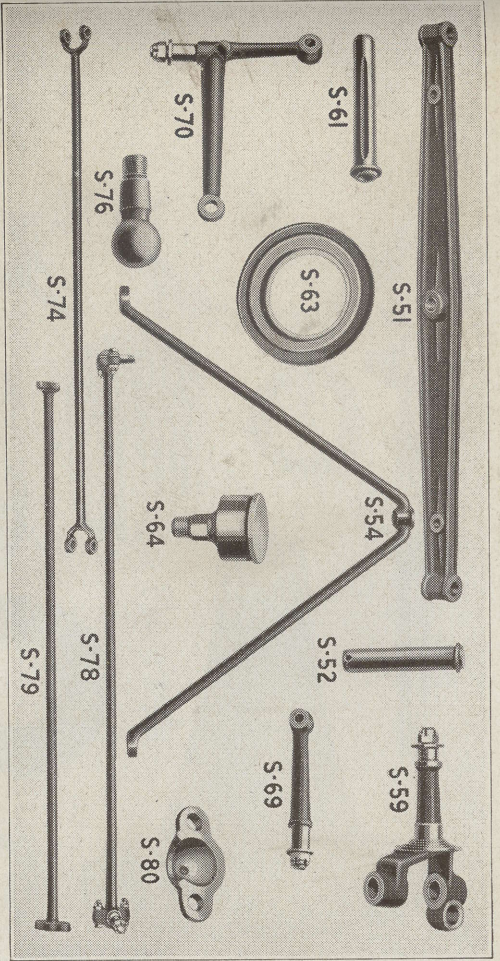
REAR AXLE

S1B	Rear axle shaft and gear		\$ 8 00	F1305B	1926-27	2
S2	Rear axle housing—R. or L.	Cast iron	15 00	F1674	1917-27	2
S3	Rear axle housing cap screw	$\frac{1}{2}$ " x 1 $\frac{1}{8}$ "	05	F1648	1917-27	24
S4	Rear axle housing gasket	Paper	03	F1895	1917-27	2
S5	Rear axle roller bearing		1 40	F2035	1917-27	2
S6	Rear axle roller brg. sleeve	Steel	35	F2036	1917-27	2
S7	Rear axle shaft brg. cover	Steel	05	F1630	1917-27	2
S8A	Rear axle shaft felt—inner		05	F1632B	1922-27	2
S8B	Rear axle shaft felt—outer		10	F1634	1926-27	2
S8C	Rear axle shaft felt retainer	Steel	05	F1629B	1922-27	2
S9B	Rear axle housing plug	$\frac{1}{2}$ " pipe plug	03	F1340	1917-27	2
S10	Differential gear lock ring	Steel	03	F1315	1917-27	1
S11	Differential pinion spider	Steel	3 50	F1315	1917-27	1
S12	Differential pinion	Cast iron	1 60	F1313	1917-27	4
S13	Differential housing	Steel	4 00	F1314	1917-27	2
S14	Differential housing bolt	$\frac{1}{2}$ " x 2 $\frac{1}{4}$ "	05	F1152	1917-27	12
S15	Differential housing bolt nut	$\frac{1}{2}$ " x 20 thds	10	F 567	1917-27	12
S16	Differential housing ball bearing	$\frac{3}{8}$ " dia. inside, 6 $\frac{1}{8}$ " dia. outside	12 00	F1526	1917-27	2
S20B	WORM GEAR	Bronze—51 teeth	22 00	F1294B	1920-27	1
S21D	Worm and nut assembly		13 00	F1407	1922-27	1

Fordson Tractor Parts Price List

I N D E X

	PAGE		PAGE
Air Washer	25	Kerosene Tank	8
Axle (Front)	6	Magneto and Flywheel	11
Brake (Rear)	5, 6	Motor	10, 11
Clutch	12, 13	Paint	30
Coil (Spark)	14	Pulley (Belt)	28
Commutator	26, 27	Radiator	17
Cotter Pins	11	Rim (Extension)	28
Cover (Tractor)	30	Seat	27
Dash	29	Starting Crank	15
Fan	15	Steering Gear	16, 17
Fender	17, 18	Tools	28
Foot Bracket	29, 30	Transmission	12
Gasoline Tank	27	Vaporizer (Holley)	18, 19, 21,
Gear Shifter	8, 10	Vaporizer (Kingston)	22, 24, 25
Grouser	14	Wheels	6, 7
	29	Wiring	27



Catalog No.	Name	Specifications	List	Factory No.	Year	Unit
-------------	------	----------------	------	-------------	------	------

REAR AXLE—Continued

S22C	Worm shaft thrust roller brg.	1 1/2" x 1 1/2" thds	\$16 00	F1524T	1917-27	1
S25	Worm nut (R. H. thread)	1 1/2" x 1 1/2" thds	60	F1406/R	1917-27	1
S25B	Worm nut (L. H. thread)	1 1/2" x 1 1/2" thds	60	F1406B	1917-27	1
S26	Worm shaft thrust roller bearing race		2 50	F3114	1917-27	1

FRONT AXLE

S51	Front axle—with bushing	Steel	7 00	F2272	1917-27	1
S52	Front axle runnion	1" x 4 3/4"	30	F1450	1917-27	1
S53	Front axle trim, bushing	Steel	05	F1451	1917-27	1
S54	RADIUS ROD—WITH BUSHING	Steel	2 50	F2273	1917-27	1
S55	Radius rod bushing	Steel	15	F1482	1917-27	1
S56	Radius rod pin	3/8" x 2 3/8" x 1 1/2" thds	15	F1483	1917-27	1
S57	Radius rod bolt	5/8" x 2 3/8" x 1 1/2" thds	10	F1337	1917-27	2
S58	Radius rod bolt nut	(Same as T2598) 5/8" x 1 1/2" thds	08	A21891	1917-27	2

SPINDLE BODY

S59	Spindle body bushing	Steel	4 00	F2309	1917-27	2
S60	Spindle pin	1" x 6 1/2"	10	F1606	1917-27	2
S61	Spindle pin washer	Steel	50	F1607	1917-27	2
S62	Front wheel dust ring	Steel	05	F1609	1917-27	4
S63	Spindle pin grease cup	(Same as T2579)	10	F2509	1917-27	2
S64	Spindle felt	Felt (used on 1st 35000 trs.)	15	T 195	1917-27	2
S65	Spindle felt retainer	Steel (used on 1st 35000 trs.)	10	F1640	1917-19	2
S66	Spindle washer	Steel	10	F1608R	1917-27	2
S67	Spindle nut	Steel	03	F1611	1917-27	2
S68	Spindle nut	Steel	05	F 686	1917-27	2


STEERING GEAR CONN.

S78	Steering gear conn. rod cap	Steel	4 00	F2224	1917-27	1
S79	Steering gear conn. rod cap	Steel	3 00	F1809	1917-27	1
S80	Steering gear conn. rod cap	Steel	20	F 427	1917-27	2
S81	Steering gear conn. rod cap	Steel	05	F1733	1917-27	4
S82	Steering gear conn. rod cap	Steel	05	A21791	1917-23	4

WHEELS

S100	FRONT WHEEL ASSEMBLY	Steel	14 00	F2039	1917-27	2
S101	Front wheel hub cap	Steel	20	F1603	1917-27	2
S102	Front wheel spindle bearing	Steel	45	F2600	1917-27	2

*Beginning with tractor No. 32,764.

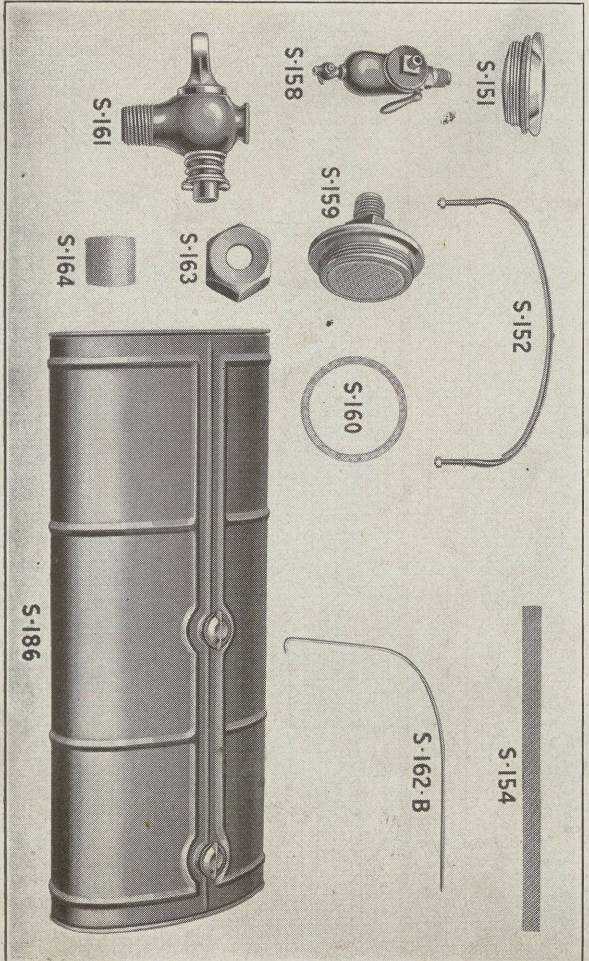


Catalog No.	Name	Specifications	List	Factory No.	Year	Unit
-------------	------	----------------	------	-------------	------	------

WHEELS—Continued

S103	Front wheel spindle bearing	1 1/2" dia. inside	\$ 1 00	F2601	1917-27	2
S104	Front wheel spindle bearing	1 1/2" dia. inside	80	F2602	1917-27	2
S105	Front wheel spindle bearing	3 1/2" outside dia.	1 75	F2603	1917-27	2
S106	Front wheel spindle bearing	1 1/2" dia. inside, 2 1/2" dia. outside	05	F2574	1917-27	2
S107	Front wheel ball bearing	1 1/2" dia. inside, 3 1/2" dia. outside	3 50	F1553	1917	2
S108	Front wheel ball bearing	1 1/2" dia. inside, 3 1/2" dia. outside	4 50	F1552	1917	2
S120	REAR WHEEL ASSY—R.	Less bushing	36 00	F2223	1917-27	1
S121	REAR WHEEL ASSY—L.	Less bushing	36 00	F1777	1917-27	1
S122	Rear wheel hub cap screw	3/4" x 2 1/8" x 10 thds.	15	F 790	1917-27	8
S123	Rear wheel bushing	Steel	4 00	F1303	1917-27	2
S124	Rear wheel clear—right	Steel	50	F 675	1917-27	14
S125	Rear wheel clear—left	Steel	50	F 676	1917-27	14
S128	Rear wheel clear rivet	1/8" x 1 1/2" iron rivet	02	F 635	1917-27	112


*Beginning with tractor No. 32,764. †Not subject to regular discount.



Catalog No.	Name	Specifications	List	Factory No.	Year	Unit
-------------	------	----------------	------	-------------	------	------

*Beginning with tractor No. 32,764.


Catalog No.	Name	Specifications	List	Factory No.	Year	Unit
KEROSENE TANK						
KEROSENE TANK ASSY. (Order S186)						
S151	Kerosene tank cap	(Same as T2901B)	\$ 0 15	T1317	1917-27	1
†S153	Kerosene tank strap assy.	Die casting	75	F1926	1917-27	1
†S153	Kerosene tank strap	Steel	75	F1927R	1917-27	1
S154	Kerosene tank strap fitting	Cotton webbing	10	F1579	1917-27	2
S155	Kerosene tank strap rivet	(Same as T1058)	01	TT68	1917-27	6
S156	Kerosene tank strap lock	Steel (Same as T3078C)	01	A22300	1917-27	4
S157	Washer	1/2" x 20 thds	03	F 584	1917-27	4
S158	Kerosene tank strap nut	(Same as T2902B)	90	T2088	1917-24	1
S159	Sediment bulb assembly	Including pet cock	25	T2051	1917-24	1
S160	Sediment bulb flange gasket	(Same as T2904)	03	T2094	1917-24	1
S161	Sediment bulb pet cock	(Same as T3079)	15	A8115	1917-24	1
S162	Kerosene feed tube pack nut	(Order S163)	20	F1931BR	1917-24	1
†S163	Kerosene feed tube pack nut	(Same as T2910)	05	T1374	1917-24	1
S164	Sediment bulb pack nut	(Same as T2913)	02	T5892	1917-24	1
		Felt				




GASOLINE TANK

S176	Gasoline tank cap	Cast iron (Same as T2901) Die Casting (Order S151)	3 50	F2024R	1917-25	1
S178	Gasoline tank plug	Mall. iron (Order S151)	30	F2027R	1917-25	1
S181	Gasoline tank pet cock	Lead (Order S160)	20	F1930R	1917-25	1
S181B	Gasoline feed tube	Brass tubing	10	F3398R	1922-25	1
S181B	Fuel feed tube—short	(Order S163)	05	F 560	1922-25	2
S182	Gasoline feed tube pack nut	1/2" x 1 1/4" x 13 thds	01	A22330	1917-26	2
S183	Gasoline tank cap screw	1/2" std. washer	05	F1939R	1917-23	65
S184	Aux. gas tank plug	(Two way)	05	F3089R	1922-24	12
††S186	FUEL TANK ASSY.		02	T1306	1924-27	
††S187	Fuel tank filler plug and gasket assy.	(Order S151)	10	F4286	1924-27	20
S188	Fuel tank filler plug gasket	(Same as T2903)	20	F1932	1924-27	25
S189	Gasoline tank elbow	(Used with S186 and S1000)		F1933B	1924-26	
S191B	Fuel feed tube					

†Two required on tractors with breather on dash. ††Used only on tractors without breather on dash. †††Beginning with tractor No. 393, 410. When replacing old style fuel tank also supply one (1) of S190. †††When replacing plug having 1/4" hole with plug having 1/2" hole also install S185.





Catalog No.	Name	Specifications	List	Factory No.	Year Unit
-------------	------	----------------	------	-------------	-----------


TRANSMISSION

S325	TRANS-MISSION HOUSING	Cast iron	*\$35 00	F1673	1917-27	1
S326	Trans. housing gasket	Eaper	03	F1894	1917-27	1
S327	Trans. housing plate	Semi-steel	5 00	F1678AR	1917-22	1
†S327B	Trans. housing plate	Cast iron	5 00	F1678B	1923-27	1
S328	Trans. housing plate gasket	Eaper	03	F1898	1917-27	1
S329	Trans. housing plate pin	Steel, 1 1/4" x 1 3/4" x 13 thds. (Order S302)	10	F1755	1917-27	1
S329	Trans. housing plate cap	Steel, 3/8" x 3/4" x 13 thds. (Order S302)	8			8
S330	Trans. housing bolt	1 1/2" x 20 thds. (Order S189)	14			14
S331	Trans. housing bolt nut	1 1/2" x 20 thds. (Order S157)	14			14
S332	Trans. housing plug	1 1/2" pipe plug (Order S10)	1			1
S333	Trans. housing cap screw	1/2" x 5/8" x 13 thds. (Order S182)	1			1
S333B	Trans. drive shaft	Steel	10 00	F1548B	1923-27	2
S336	Trans. shaft bevel gear	Steel	3 50	F1549	1917-27	1
S337	Trans. shaft nut	1 1/8" x 20 thds.	35	F1590	1917-27	1
S338	Trans. shaft—upper (Special)	Steel	6 00	F1518	1917-27	1
S338B	Trans. shaft—upper (Special Ratio)	Steel	5 00	F3731	1925-27	1
S339	Trans. shaft—lower assy.	Steel	7 50	F2192	1917-27	1
S340	Trans. pinion (splined)	Steel	3 50	F1545	1917-27	2
S340B	Trans. pinion—splined (Special Ratio)	Steel	4 00	F3733	1925-27	1
S341	Trans. pinion reverse (plain)	Steel	3 50	F1546	1917-27	1
S342	Trans. gear—low (Special)	Steel	6 00	F1547	1917-27	1
S342B	Trans. gear—low (Special Ratio)	Steel	6 00	F3734	1925-27	1
S343B	Trans. gear—large (deep splined)	Steel	9 00	F1540C	1923-27	1
S343C	Trans. gear—large (Special Ratio)	Steel	10 00	F3732	1925-27	1
S344C	Trans. reverse idler with bushing	Steel	3 50	F2265C	1923-27	1
S345	Trans. housing plate oil shield	Steel	05	F3584	1917-27	1
S346	Trans. reverse idler shaft	Steel	70	F442AR	1917-22	1
S346B	Trans. reverse idler shaft	Steel	70	F442B	1923-27	1
S347B	Trans. reverse idler bushing	Steel	55	F1638B	1924-27	1
S348	Trans. reverse idler collar	Steel	10	F443R	1917-22	1
S349	Trans. shaft ball bearing—small	1" dia. inside, 3 3/8" dia. out-	3 75	F1521	1917-27	2
S350	Trans. shaft ball bearing—large	1 1/8" dia. inside, 3 3/8" dia. out-	4 50	F1522	1917-27	2
S351	Trans. drive shaft and large gear ball bearing	2 3/4" dia. inside, 4 1/8" dia. semi-steel	7 00	F1523A	1917-27	2
S352	Drawbar cap screw	1/8" x 1 5/8" x 12 thds.	2 25	F1536	1917-27	1
S353	Drawbar cap gasket	1/8" x 1 5/8" x 12 thds.	05	F 587	1917-27	4
S354	Trans. reverse idler shaft cot-ter pin	1/8" x 2"	03	F1899	1917-27	1
S355	Drawbar cap extension	per doz.	10	F2475R	1917-22	1
S356	Drawbar cap extension	per doz.	2 25	F1537S	1923-26	1

BRAKE

S360	Trans. plate, reverse idler and brake assy.	12 25	F2386C	1923-27	1
S361	Brake shaft	1 50	F3310	1923-27	1

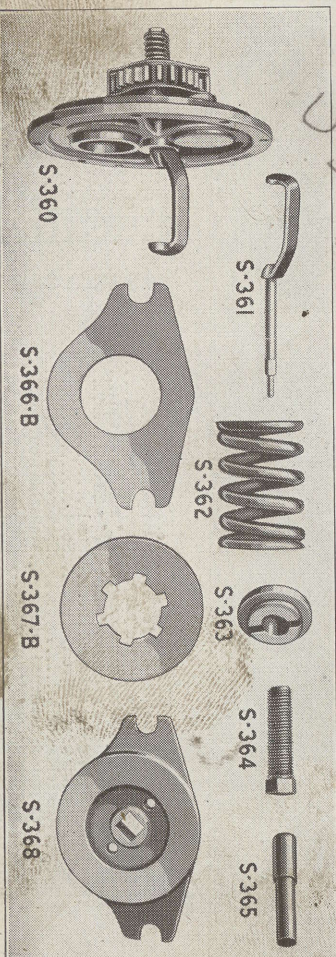
†Used only with S21C. *Not subject to regular discount.



Catalog No.	Name	Specifications	List	Factory No.	Year Unit
-------------	------	----------------	------	-------------	-----------

BRAKE—Continued


S362	Brake spring		\$ 0 15	F4053	1923-27	1
S363	Brake spring retainer nut		10	F4054	1923-27	1
S364	Brake adjusting screw		05	F4052	1923-27	1
S365	Brake plate pin		10	F3495	1923-27	2
S366B	Brake plate—stationary		10	F3494	1923-27	2
S367B	Brake plate—revolving		10	F3493	1923-27	2
S368	Brake hub		60	F3496B	1923-27	1



Catalog No.	Name	Specifications	List	Factory No.	Year	Unit
S-375						
S-384						
S-376						
S-379						
S-385						
S-377						
S-380						
S-386						
S-388						
S-389						
S-391						

GEAR SHIFTER

Catalog No.	Name	Specifications	List	Factory No.	Year	Unit
S375	GEAR SHIFTER ASSEMBLY	Cast iron	\$ 8 50	F1782	1917-27	1
S376	Gear shifter plate	Cast iron	4 00	F1829	1917-27	1
S377	Gear shifter plate gasket	Yellumoid	05	F1896	1917-27	1
S378	Gear shifter plate cap screw	$\frac{1}{2}$ " x $1\frac{1}{4}$ " x 13 thds. (Order S182)				
S379	Gear shifter lever	Steel	1 00	F1602	1917-27	4
S380	Gear shifter lever ball pin	Steel	15	F 577	1917-27	1
S381	Gear shifter lever ball pin	Steel	01	F1345	1917-27	1
S382	Gear shifter lever ball pin	Steel	15	F1053	1917-27	1
S383	Gear shifter lever ball pin	Steel	01	F1059	1917-27	1
S384	Retainer pin	$\frac{1}{2}$ " x $1\frac{1}{8}$ "	1 00	F1831	1917-27	1
S385	Gear shifter—upper	Steel	1 00	F1832	1917-27	1
S386	Gear shifter—lower	Steel	45	F1922	1917-27	2
S387	Gear shifter shaft	Steel	15	F1580	1917-27	2
S388	Gear shifter shaft pin	$\frac{3}{8}$ " x $1\frac{1}{8}$ "	05	F 833	1917-27	2
S389	Gear shifter plunger spring	Steel wire	05	F 334	1917-27	1
S391	Gear shifter plunger cap	Die casting (Order S294)	05	F2202	1917-27	1
S391	Gear shifter interlock	Steel				




Catalog No.	Name	Specifications	List	Factory No.	Year	Unit
S400	CLUTCH ASSEMBLY	Steel	10 00	F1660	1917-27	1
S401	Clutch housings—front	Steel	50	F 175	1917-27	1
S402	Clutch housings—rear assy.	Cast iron and steel	2 00	F2193	1917-27	1
S403	Clutch housings cap screw	$\frac{1}{2}$ " x $1\frac{1}{8}$ " x 28 thds.	03	F2347	1917-27	8
S404	Clutch housings cap screw nut	$\frac{1}{2}$ " x 28 thds.	02	F2344	1917-27	8
S405	Clutch plate driver	Steel	15	F 416	1917-27	9
S406	Clutch plate driven	Steel	15	F 417	1917-27	8
S407	Clutch springs	Spring steel	10	F 944	1917-27	1
S408	Clutch drive drum and keys	Malleable iron	3 50	F2194	1917-27	6
S409	Clutch driven drum nut	Steel	05	F1591R	1917-27	1 Pr.
S410	Clutch driven drum nut	Steel	35	F1589	1917-27	1

CLUTCH

Catalog No.	Name	Specifications	List	Factory No.	Year	Unit
S-425						
S-426						
S-427						
S-428						
S-429						
S-430						
S-431						

STARTING CRANK


Catalog No.	Name	Specifications	List	Factory No.	Year	Unit
S425	STARTING CRANK ASSY.		\$ 1 20	F1844	1917-27	1
S426	Starting crank	Steel	70	F 661	1917-27	1
S427	Starting crank handle	(Same as T3801)	15	T 520A	1917-27	1
S428	Starting crank handle pin	(Same as T3802)	10	T 521	1917-27	1
S429	Starting crank handle spring	(Same as T3809)	02	T5911	1917-27	1
S430	Starting crank handle spring	Steel	05	F 459	1917-27	1
S431	Starting crank spacer	Steel	05	F1823	1917-27	1
S432	Starting pin	$\frac{1}{2}$ " dia. x $2\frac{3}{4}$ "	10	F1021	1917-27	1



DASH

Catalog No.	Name	Specifications	List	Factory No.	Year	Unit
S451C	Dash with lining	Cotton webbing	12 00	F2266C	1917-27	2
S452	Dash cotton lining	$\frac{1}{8}$ " x $3\frac{1}{8}$ " (Order S155)	05	F1817	1917-27	2
S453	Dash split rivet	$\frac{1}{8}$ " x $1\frac{1}{8}$ " x 12 thds. (Order S353)				
S454	Dash cap screw	$\frac{1}{2}$ " x $1\frac{1}{8}$ " x 13 thds. (Order S302)				
S455	Dash gasket	Vellumoid	05	F1897	1917-27	2
S456	CLUTCH LEVER BRACKET ASSEMBLY	Cast iron	4 50	F1789	1917-27	1
S457	Clutch lever bracket	$\frac{1}{2}$ " x $1\frac{1}{2}$ " x 13 thds. (Order S302)	1 25	F1758	1917-27	1
S458	Clutch lever bracket bolt		1 25	F1758	1917-27	1
S459B	Clutch lever	Steel	2 50	F1760B	1917-27	4
S460	Clutch release plate	$\frac{3}{8}$ " x $2\frac{3}{8}$ " (Order S75)				
S461	Clutch pedal	Bronze	90	F1759	1917-27	1
S462	Clutch pedal pin	Steel	1 80	F1587	1917-27	1
S463	Clutch pedal cam	Steel	60	F1761	1917-27	1
S464	Clutch pedal cam retainer	Steel	03	F1762	1917-27	1
S465	Clutch pedal spring	Steel wire	03	F1853	1917-27	1

**Also supply one (1) each of S492B, S493B, S282B and S493D when replacing previous type dash not having ignition switch.




Catalog No.	Name	Specifications	List Factory No.	Year Unit
STEERING GEAR				
STEERING WHEEL ASSEMBLY				
S475	Steering wheel rim	Steel	F1747	1917-27
S476	Steering wheel rim screw	Steel	F1510	1917-26
S477	Steering wheel lock washer	Cast iron	T 901D	1917-27
S478	Steering wheel spider	Cast iron	A23467	1917-27
S479	Steering shaft and pinion	(Use T2545)	F1748B	1917-27
S480	Steering shaft grease cup	$\frac{3}{8}$ " x 18 thds.	T76A2	1917-27
S481	Steering shaft nut	Malleable iron	F1745	1917-27
S482	Steering sector pin	$\frac{1}{2}$ " x 1 $\frac{1}{4}$ "	F1731	1917-27
S483	Steering sector pin	$\frac{1}{2}$ " x 1 $\frac{1}{4}$ "	F1738	1917-27

Catalog No.	Name	Specifications	List Factory No.	Year Unit
STEERING GEAR—Continued				
S484	Steering arm—Year	Steel	F1635	1917-27
S485	Throttle control handle	Steel	F1784	1917-27
S486	Throttle con. lever conn.	Steel	F1785	1917-26
S487	Throttle control rod	Steel	F1818AR	1917-21
S488	Throttle control rod	Steel	F1818AR	1917-21
S488B	Throttle control rod and cover assembly	Steel	F3202	1922-27
S488C	Throttle control rod assy.	Steel	F3202	1922-27
S488D	Throttle control rod	Steel	F3202	1922-27
S489	Throttle control rod lever	Steel	F1818B	1922-27
S489B	Throttle con. rod lever pin	$\frac{1}{8}$ " x $\frac{3}{8}$ "	F1654	1917-27
S490	Throttle con. rod lever pin	Steel	F3394	1922-27
S491	Spark control rod support	Steel	F1786	1917-27
S492	Spark control rod support	Steel	F1655	1917-27
S492C	Spark control rod support	Steel	F1873AR	1917-23
S492B	Spark control rod lever	Steel	F1873B	1924-27
S493C	Spark control rod bracket	Steel	F1875B	1917-27
S493D	Spark control rod bracket	Steel	F3118AR	1924
S494	Control rod and priming rod plunger spring	Steel wire	F3118C	1924-27
S495	Control rod spring retainer	Steel	F1188	1917-27
S496	Control rod spring retainer pin	$\frac{1}{8}$ " x $\frac{1}{4}$ "	F1150	1917-27
S497	Priming rod	Steel	F1781	1917-27
S497B	Priming rod	Steel	F2037AR	1917-20
S497C	Priming rod	(Use with S1000)	F2037B	1921-25
S497D	Priming rod	(Use with S1000 & S1200)	F2037D	1924-26
S497E	Priming rod—front	(Use with S1000)	F2037E	1925-26
S498	Priming rod—bracket	(Use with S1000)	F2199R	1917-25
S499	Priming rod—front	(Use with S1000)	F2041	1925-26
S499B	Needle valve adjusting rod	Steel	F2025B	1917-21
S500	Throttle control rod yoke	Steel	F1915R	1917-21
S501	Throttle control rod spring	Steel	F3200	1922-27
S502	Throttle control rod friction disc	Steel	F3199	1922-27
S503	Throttle control rod friction disc	Steel	F3198	1922-27

Catalog No.	Name	Specifications	List Factory No.	Year Unit
RADIATOR				
S526	Radiator top tank & lining	Cast iron	F2261	1917-27
S527B	Radiator top tank cover	(Replaces S527 & S530)	F1417	1917-27
S528	Radiator cover bolt	$\frac{1}{2}$ " x 13 thds.	F1422	1917-27
S529	Radiator cover bolt nut	Steel	F1836	1917-27
S531	Radiator cover ring	Steel	F1421	1917-26
S532	Radiator tank cap screw	$\frac{1}{2}$ " x $\frac{11}{16}$ " x 28 thds.	A21559	1917-27
S533	Radiator top tank stud	$\frac{1}{2}$ " x 28 thds. & $\frac{3}{8}$ " x 16 thds.	F2248	1917-27
S534	Radiator top tank stud nut	$\frac{1}{2}$ " x $\frac{3}{8}$ " split (Order S155)	F2248	1917-27
S535	Radiator top tank rivet	Cotton webbing (Order S155)	F2248	1917-27
S536	Radiator top tank lining	Cast iron	F1405	1917-27
S537	Radiator top tank conn.	$\frac{1}{2}$ " x $1\frac{1}{2}$ " x 13 thds.	F1405	1917-27
S538	Radiator tank cap screw	(Order S182)	F2246	1917-27
S539	Radiator tank cap screw	$\frac{1}{2}$ " x 1" x 28 thds.	F 381	1917-27
S540	Radiator tank cap screw nut	$\frac{1}{2}$ " x 1" x 28 thds. (Order S404)	F 381	1917-27
S541	Radiator core assembly	Assembly	F1822	1917-27
S542	Radiator strip—front	Brass tube	F1533	1917-27
S543	Radiator strip—rear	Steel	F1534	1917-27
S544	Radiator slide member	Cast iron	F1530	1917-27
S545	Radiator bottom tank	Cast iron	F1387	1917-27
S546	Rad. bottom tank cap screw	$\frac{1}{2}$ " x $\frac{1}{2}$ " x 13 thds.	F1583	1917-27
S547	Rad. bottom tank spacer	Steel	F2552	1917-27
S548	Radiator tank gasket	Yellumoid	F1901	1917-27
S549	Radiator top tank gasket	Copper asbestos	F1568	1917-27
S550	Rad. bottom tank gasket	Copper asbestos	F 798	1917-27
S551	Radiator fin	Copper asbestos	F 800	1917-27
S552	Radiator header—bottom	Steel	F2486	1917-27
S553	Radiator header—top	Steel	F 801	1917-27
S554	Radiator tube—small	$\frac{1}{2}$ " x 1 $\frac{1}{2}$ " x 20 thds.	F 801	1917-27
S555	Radiator tube—small	$\frac{1}{2}$ " x 1 $\frac{1}{2}$ " x 20 thds.	F 801	1917-27
S556	Rad. conn. bolt nut	(Order S208)	F1502	1917-27
S557	Rad. conn. lock washer	$\frac{1}{2}$ " x 20 thds. (Order S157)	F1502	1917-27
S558	Rad. $\frac{1}{2}$ " lock washer	$\frac{1}{2}$ " std. (Order S183)	F1502	1917-27

Catalog No.	Name	Specifications	List Factory No.	Year Unit
FAN				
FAN ASSEMBLY				
S575	Fan shaft	Steel	F1846	1917-27
S576	Fan shaft nut	Steel	F1514	1917-27
S577	Fan shaft retainer	Steel	F2377	1917-27
S578	Fan pulley assembly	$\frac{3}{8}$ " x 18 thds. (Order S38)	F2362	1917-27
S579	Fan pulley	Cast iron	F2379	1917-27
S580	Fan pulley gasket	Yellumoid	F2364	1917-27
S581	Fan pulley gasket	Steel stamping	F2375	1920-27
S582	Fan pulley dust ring	Cast iron	A2445	1917-27
S583	Fan pulley plug	Cast iron	F1502	1917-27
S584	Fan drive pulley	Cast iron	F1502	1917-27




Catalog No.	Name	Specifications	List	Factory No.	Year	Unit
-------------	------	----------------	------	-------------	------	------

FAN—Continued

S385	Fan drive pulley pin	Steel	\$ 0	F1575	1917-27	1
S386	Fan screw	$\frac{1}{4}$ " x $\frac{11}{16}$ " x 20 thds.	05	F2428	1917-27	4
S389	Fan ball bearing	$\frac{11}{16}$ " inside dia., $1\frac{1}{8}$ " outside dia.	1	F1527	1917-27	1
S390	Fan washer	Steel	05	F1496	1917-27	2
S391	Fan belt	Special fabric, $1\frac{1}{8}$ " x $\frac{3}{8}$ " thick	60	F1467	1917-27	1

HOLLEY VAPORIZER

S601	Mixer chamber assembly	Cast iron	7	F234-1R	1917-21	1
S601B	Mixer chamber assembly	Cast iron	4	F14431	1922-25	1
S602	Mixing chamber	Cast iron	3	F234-2R	1917-21	1
S602B	Mixing chamber	Cast iron	2	F14358	1922-25	1
S603	Mixing chamber cover	Steel	20	F10797R	1917-21	1
S603B	Mixing chamber cover assy.	Steel	30	F14373R	1922-25	1
S604	Mixing chamber cover screw	(Order S-628B)				
S604C	Mixing chamber to manifold cap screw	(Old No. 604B)	05	F15091AR	1917-25	1
S605	Mixer chamber cover gasket	Copper, asbestos	05	F221-58R	1917-25	1
S606	Mixer chamber gasket	Copper, asbestos	05	F220-60R	1917-25	1
S607	AIR VALVE	Brass	50	F108500AR	1917-25	1
S608	Air valve guide	Die casting	30	F21-68R	1917-25	1
S609	Die casting	Die casting	25	F21-64R	1917-25	1
S610	Throat choke tube	Steel	10	F20-65R	1917-21	1
S611	Throat retainer screw	Steel	10	F234-4R	1917-21	1
S612	Shifter valve	Steel	10	F234-4R	1917-21	1
S613	Shifter valve button	Steel	20	F234-9R	1917-21	1
S614	Shifter valve plunger	Steel	05	F220-78R	1917-21	1
S615	Shifter valve spring	Cast iron	03	F234-7R	1917-21	1
S616	Shifter valve cover	Cast iron	20	F234-8R	1917-21	1
S617	STRANGLING THROTTLE LEVER AND VALVE ASSEMBLY		50	F234-12R	1917-25	1



Catalog No.	Name	Specifications	List	Factory No.	Year	Unit
-------------	------	----------------	------	-------------	------	------

HOLLEY VAPORIZER—Continued

S616B	Strangling throttle lever and rod assembly	Steel	\$ 0	F14408AR	1922-25	1
S617	Strangling throttle plate	Steel	03	F220-93R	1917-25	1
S618	Strangling throttle plate pin	Brass	01	F03251AR	1917-25	1
S619	Throttle lever assembly	Steel	60	F23504R	1917-21	1
S620B	Throttle plate	Steel	05	F12505AR	1922-25	1
S622	Throttle plate pin	Order S-618				
S623B	Vapor tube pack nut	Steel	10	F221-57	1917-25	1
S623C	Vapor tube packing	Brass	10	F42008R	1917-25	1
S624B	Float chamber assembly	Cast iron	5	F234-75R	1917-21	1
S625	Float chamber	Cast iron	4	F15002R	1922-25	1
S625B	Float chamber cover	Cast iron	2	F234-17R	1917-21	1
S626B	Float chamber cover	Steel	5	F15205R	1922-25	1
S627	Float chamber cover spring	Steel	5	F15268R	1922-25	1
S628	Float chamber cover screw	Steel, $1\frac{1}{8}$ " x $1\frac{1}{2}$ " x 32 thds.	05	F234-39R	1917-21	1
S628B	Float chamber cover spacer	Steel, $\frac{1}{4}$ " x $\frac{1}{2}$ " x 20 thds.	03	F15524	1922-25	1
S629	Float chamber cover plug	Steel stamping	05	F234-29R	1917-21	1
S630	Float chamber Welch plug	Steel stamping	30	F234-43R	1917-21	1
S631	Float	Copper	15	F15272AR	1922-25	1
S631B	Float	Brass	15	F13205	1917-21	1
S632	Float lever and clamp screw	Brass	15	F15019R	1922-25	1
S632B	Float lever and screw	Brass	05	F234-46R	1917-21	1
S633	Float lever pin	Brass	03	F15313AR	1922-25	1
S633B	Float valve lever pin	Brass	40	F234-83R	1917-21	1
S634B	Float valve	Brass (Use T6220)	15	T6324A	1922-25	1
S635B	Float valve seat	Brass	15	F234-49R	1917-21	1
S636	Adjusting needle point and valve assembly	Brass	20	F15577	1922-25	1
S637	Adj. needle point spring	Steel	60	F234-80	1917-21	1
S638	Adj. needle bushing	Steel	05	F234-81R	1917-21	1
S639	Adj. needle point assembly	Brass	15	F234-23R	1917-21	1
S639B	Adj. needle head and block assembly	Brass	40	F234-56R	1917-21	1
S640	Adj. needle	Brass	45	F14914AR	1922-25	1
S641	High and low speed nozzle	Brass	40	F234-67	1917-25	1
S642	Nozzle gasket	Copper, asbestos	20	F10849R	1917-21	1
S643	Nozzle plug	Steel	03	F220-47R	1917-21	1
S644	Nozzle plug gasket	Steel	15	F220-43R	1917-21	1
S645	Drain plug	Copper, asbestos	10	F220-44R	1917-21	1
S646	Drain plug, $\frac{1}{8}$ "	Steel (Order S88)	10	F16893	1917-25	2
S647	Throat chamber gasket	Steel (Order S88)	03	F234-27R	1917-21	1
S648	MANIFOLD & STUD ASSY	Steel	7	F234-76R	1917-21	1
S648B	Manifold and stud assembly	Steel	6	F14434AR	1922-25	1
S649B	Manifold stud	Steel	10	F15001R	1922-25	1
S650	Manifold outlet and studs	Steel	1	F234-71R	1917-21	1
S653B	Manifold outlet stud nut	(Order S649B)	1			
S653	Vaporizer to cyl. stud	Brass	05	F10929	1917-26	2
S654	Vaporizer to cyl. stud nut	(Use T2649)	05	F2919	1917-26	4
S655	Manifold gland	Steel	03	A21877	1917-26	4
S656	Manifold lock washer	Y. std.	03	F1624	1917-25	6
S657	Manifold gasket	Copper, asbestos	03	F1043	1917-26	4

HOLLEY VAPORIZER—Continued

Catalog No.	Name	Specifications	List Factory No.	Year	Unit
S-601	SHUNT VALVE LEVER ASSEMBLY	Steel	F234-72R	1917-21	1
S-601B	SHUNT valve lever stud nut	Brass	F10837R	1917-21	1
S-602	EXHAUST SHUNT VALVE ASSEMBLY	Steel	F10838R	1917-21	1
S-602B	SHUNT valve and pilot Assy.	Mail, iron	F234-74R	1917-21	1
S-603	Exhaust tube flange	Steel, 2" dia.	F14435R	1922-25	45
S-603B	Exhaust tube bracket	Steel, 1 1/2" dia.	F2200	1917-27	1
S-605	Exhaust tube bracket cap	Steel	F1987	1917-27	1
S-606	Exhaust tube bracket cap screw	1/4" x 1 1/2" x 28 thds. (Order S638)	F1996	1917-27	1
S-607	Exhaust tube bracket cap screw	1/4" x 28 thds. (Order S404)	A22245	1917-21	2
S-608	Mixer chamber stud—short	3/8" x 1 1/4" x 24	A2210R	1917-23	1
S-609	Mixer chamber stud—long	3/8" x 2 1/4" x 24	F14368AR	1923-24	1
S-610	Rivet chamber stud	3/8" x 2 1/4" x 24	T4859	1917-25	1
S-611	Mixer chamber stud nuts	3/8" x 24 (Same as T3066B)	A21741	1917-21	2
S-612	Mixer chamber stud lock washer	3/8" (Same as T4806C)	A22245	1917-21	2
S-615	Float chamber stud nut	1/8" x 24 (Same as T2503F)	A21702	1917-21	2
S-617	Float chamber stud nut lock washer	Steel	A22217	1917-24	2
S-618	Vapor tube complete	Steel	F14210R	1917-23	1
S-619	Vapor tube	Steel	F14368AR	1923-24	1
S-620B	Fuel inlet elbow pack nut	Brass (Same as T6154)	T4859	1917-25	1
S-622	Fuel inlet elbow pack nut	Steel (Order S163)	F1935R	1917-23	2
S-624	Gas, shut-off cock pack nut	Steel (Order S163)	F1935R	1917-23	1
S-625	Mixing chamber plug	Steel	T6284R	1917-23	40
S-626	Mixing chamber plug	Steel	F15760R	1922-25	05
S-627	Throat valve latch	Mail, iron	F10924R	1917-25	03
S-631	Throat valve latch pin	Brass	F14334R	1917-25	20
S-632	Throat valve latch pin	Steel	F14366	1917-25	01
S-633	Needle nut	Steel	F14376R	1917-25	01
S-634	Needle nut	Steel	F16166AR	1917-25	20
S-635	Manifold outlet and stud	Brass	F14420	1917-25	03
S-635B	Manifold outlet and stud	Brass	F14436R	1917-25	1
S-638	Manifold outlet and stud	Brass	F14605R	1917-25	15
S-639	Manifold outlet and stud	Brass	F15092AR	1917-25	10
S-640	Manifold outlet and stud	Brass	F15563A	1922-26	05
S-641	Mixing chamber governor	Steel	F15737A	1922-26	03
S-643	Mixing chamber governor	Steel	F15738A	1922-26	02
S-644	Mixing chamber governor	Steel	F234-26R	1917-25	01
S-648	Throttle stop lever plate	Steel	F14422	1922-25	10
S-648B	Throttle stop lever plate	Steel (Same as T6170)	F14367	1922-25	20
S-649	Throttle stop lever and rod assembly	Steel (Same as T6170)	T4520BR	1917-25	01
S-650	Throttle stop lever plate	Steel	F14425A	1922-25	40
S-655	Throttle stop lever plate	Steel	F14433	1922-26	05
S-658	Throttle stop lever plate	Steel	F15737A	1922-26	03
S-658B	Throttle stop lever plate	Steel	F15738A	1922-26	02
S-662	Manifold stud	Steel	F234-26R	1917-25	01
S-662B	Manifold stud	Steel	F14422	1922-25	10
S-664	Carburetor connection Assy.	Steel	F14367	1922-25	20
S-666	Carburetor connection Assy.	Steel (Same as T6170)	T4520BR	1917-25	01
S-676B	Throttle stop lever plate	Steel	F14425A	1922-25	40
S-676C	Throttle stop lever plate	Steel	F14433	1922-26	05
S-679	Throttle stop lever plate rod Assy.	Steel	F14425B	1924-26	60
S-681	Mixing chamber governor	Steel	F14434B	1924-26	6
S-682	Mixing chamber governor	Steel	F1503	1924-26	10
S-683	Mixing chamber governor	Steel	F1503	1924-26	10
S-684	Mixing chamber governor	Steel	F1503	1924-26	10
S-685	Mixing chamber governor	Steel	F1503	1924-26	10
S-686	Mixing chamber governor	Steel	F1503	1924-26	10
S-687	Mixing chamber governor	Steel	F1503	1924-26	10
S-688	Mixing chamber governor	Steel	F1503	1924-26	10
S-689	Mixing chamber governor	Steel	F1503	1924-26	10
S-690	Mixing chamber governor	Steel	F1503	1924-26	10
S-691	Mixing chamber governor	Steel	F1503	1924-26	10
S-692	Mixing chamber governor	Steel	F1503	1924-26	10
S-693	Mixing chamber governor	Steel	F1503	1924-26	10
S-694	Mixing chamber governor	Steel	F1503	1924-26	10
S-695	Mixing chamber governor	Steel	F1503	1924-26	10
S-696	Mixing chamber governor	Steel	F1503	1924-26	10
S-697	Mixing chamber governor	Steel	F1503	1924-26	10
S-698	Mixing chamber governor	Steel	F1503	1924-26	10
S-699	Mixing chamber governor	Steel	F1503	1924-26	10

KINGSTON VAPORIZER


Catalog No.	Name	Specifications	List Factory No.	Year	Unit
S1002	MANIFOLD AND STUD ASSY.	Steel	F14434B	1924-26	6
S1003	Manifold stud	Steel	F1503	1924-26	10
S1004	Booster	Steel	F1462	1924-26	2
S1005	Carburetor connection Assy.	Steel	F1500	1924-26	7
S1006	Carburetor connection Assy.	Steel	F1283	1924-26	1
S1007	Throttle disc	Steel	F1464	1924-26	01
S1008	Throttle stop lever plate	Steel	F1064	1924-26	01
S1010	Throttle stop lever plate rod Assy.	Steel	F14425B	1924-26	60
S1017	Strangling throttle lever and rod Assy.	Steel	F14408B	1924-26	30
S1018	Strangling throttle disc staple.	Steel	F1465	1924-26	05
S1020	Low speed needle, head and stem Assy.	Steel	F1511AR	1924	90

KINGSTON VAPORIZER—Continued


S1020B	Low speed needle, head and stem assy.	$\frac{3}{8}$ "—20 thd.	\$ 0 90	F1511B	1924-26	1
S1021	Low speed tube plug nut.	$\frac{1}{2}$ "—20 thd.	15	F1438R	1924-26	1
S1022	High speed needle and head assy.		10	F1269R	1924	1
S1023	High speed needle stem binder post.		40	F14914B	1924	1
S1024	High speed needle stem binder post.		20	F1338AR	1924	1
S1024B	High speed needle stem binder post.		20	F1338B	1924-26	1
S1026	Fuel cup gasket—upper	(Order S1022)	50	F1430	1924	1
S1027	Fuel cup gasket—lower	(Same as T6157B)	03	F1018	1924-26	1
S1028	Fuel cup clamp nut.	(Same as T6163B)	05	T6367ER	1924-26	1
S1029	Fuel cup clamp nut.	(Same as T6163B)	10	T4810DR	1924-26	1
S1030	Fuel cup clamp nut.	(Same as T6163B)	50	F15272B	1924-26	1
S1031	Air valve		40	F1254	1924-26	1
S1032	Air valve shaft and plug assy.		20	F1250	1924-26	1
S1033	Air valve stop assy.		15	F1495	1924-26	1
S1034	Drain valve assy.	(Same as T61669)	10	T6329B	1924-26	1
S1035	Drain valve body clamp nut.	(Same as T61652)	05	T6329B	1924-26	1
S1036	Drain valve nut.	(Same as T6151)	15	T6328CR	1924-26	1
S1038	Gasoline inlet elbow	(Order S189)	20	T6321DR	1924-26	1
S1039	Fuel valve seat.	(Order T6123A)	30	T6524CR	1924-26	1
S1040	Fuel valve needle assy.		03	F1531B	1924-26	1
S1041	Venturi.		1	F1425	1924-26	1
S1042	Intake manifold heater.		50	F10850B	1924-26	1
S1043	Screw for fastening venturi.		10	F1463	1924-26	1
S1044	Carburetor connection to manifold gasket.		05	F1427	1924-26	1
S1045	Carburetor connection to manifold cap screw.		05	F1493	1924-26	1
S1046	Carburetor connection to manifold cap screw.		03	F1042	1924-26	1
S1047	Carburetor cap screw to carburetor connection to manifold cap screw nut.	(Order S672)				
S1048	Carburetor connection to carburetor connection to manifold cap screw.		03	F881	1924-26	1
S1049	Strainer body.		20	F1442R	1924	1
S1050	Strainer gasket.		03	F1543R	1924	1
S1051	Strainer post.		15	F1550R	1924	1
S1052	Strainer screen.		05	F1318R	1924	1
S1053	Strainer cap.		10	F1317R	1924	1
S1054	Strainer cap gasket.		02	F1316R	1924	1
S1055	Heat valve lever.		10	F1504	1924-26	1
S1056	Heat valve lever.		05	F1505	1924-26	1
S1057	Heat valve strap.		03	F1506	1924-26	1
S1058	Venturi lock screw gasket.		02	F1507	1924-26	1

HOLLEY VAPORIZER

S1100B	VAPORIZER.		10 00	F1174	1925-27	1
S1101B	FLOAT CHAMBER ASSY.		5 00	F15002C	1925-27	1
S1102B	Fuel chamber and plug assy.		3 00	F19101B	1925-27	1
S1103	Fuel passage plug.	(Order S657)				
S1104B	Fuel chamber cover and bracket assy.		65	F19102B	1925-27	1
S1106	Adjusting needle assy.	(Order S645)				
S1107	Fuel valve assy.	(Order S634B)				
S1108	Adjusting needle seat assy.		45	F14910B	1925-27	1
S1109	Fuel valve assy.		15	F18906	1925-27	1
S1110	Adj. needle seat plug gasket.	(Same as T6205)	30	F15272C	1925-27	1
S1111	Fuel lever pin.	(Order S633B)				
S1112	Fuel chamber cover screw.	(Order S628B)				
S1113	Fuel valve seat.	(Order S635B)				
S1114	Fuel chamber cover gasket.		03	F18690	1925-27	1
S1115	Adjusting needle bushing.		10	F18909	1925-27	1
S1116	Adjusting needle seat plug.		10	F18910B	1925-27	1
S1117	MIXER CHAMBER ASSY.		5 50	F1443B	1925-27	1
S1118	Strangling lever and rod assy.		30	F1469C	1925-27	1
S1119	Air valve shaft assy.		10	F17641	1925-27	1
S1120	Throttle lever and rod assy.	(Order S668)				
S1121	Mixer chamber primer assy.		10	F14462	1925-27	1
S1122	Strangling throttle plate pin.	(Order S684)				
S1123	Throttle plate screw.	(Order S695)				
S1124	Throttle stop lever plate.	(Order S695)				
S1125	Throttle stop lever plate stud.	(Order S699)				
S1126	Air valve.		50	F17637	1925-27	1
S1127	Air valve shaft retainer screw.		05	F17639	1925-27	1



Fordson Tractor Parts Price List




Catalog No.	Name	Specifications	List Factory No.	Year Unit
-------------	------	----------------	------------------	-----------

HOLLEY VAPORIZER—Continued

S1128	Mixer chamber		\$ 3 25	F17587B	1925-27
S1129	Mixer chamber plug	(Order S1116)			1
S1130	Strangling throttle lever stop screw				1
S1131	Throttle plate		05	F18998	1925-27
S1132	Strangling throttle plate		05	F14436B	1925-27
S1133	Governor flange cover	(Order S691)			1
S1134	Governor flange cover gasket	(Order S692)			1
S1136	Governor flange cover screw	(Order S693)			1
ASSEMBLY					
S1137	Mixer to manifold screw lock washer		6 00	F14434C	1925-27
S1138	Strud nut	(Order S679)			2
S1139	Vapor outlet tube	(Order S652B)			6
S1140	Manifold cover plate		25	F14346B	1925-27
S1141	Manifold vaporizing plate		20	F17301	1925-27
S1142	Manifold vaporizing plate bushing		10	F17529	1925-27
S1144	Manifold cover		1 25	F16641	1925-27

Fordson Tractor Parts Price List

Catalog No.	Name	Specifications	List Factory No.	Year Unit	
HOLLEY VAPORIZER—Continued					
S1143	Float chamber screw		\$ 0 05	F15092B	1925-27
S1144	Fuel jet		10	F18645	1925-27
S1145	Mixer chamber to manifold screw		05	F15091B	1925-27
S1146	Mixer chamber to manifold gasket		03	F18756	1925-27
S1147	Manifold cover plate bushing		10	F18852	1925-27
S1148	Manifold vaporizing plate		30	F18890	1925-27
S1149	Manifold cover plate		40	F18892	1925-27
S1150	Primary air tube		20	F1882C	1925-27
S1151	Float chamber gasket		02	F18677	1925-27
S1152	Manifold cover stud		10	F11079	1925-27
S1152	Exhaust pipe flange stud	(Order S649B)			2



KINGSTON VAPORIZER

S1200	Vaporizer assy.		15 00	F1175E	1926-27
S1201	Manifold and stud assy.		6 50	F14434D	1926-27
S1204	Mixing chamber assy.		5 75	F14431C	1926-27
S1205	Mixing chamber		3 00	F1871	1926-27
S1206	Choke throttle lever and rod assy.		25	F14408D	1926-27
S1207	Choke throttle disc		05	F14695B	1926-27
S1209	Air valve assembly		75	F12585B	1926-27
S1210	Air valve shaft assembly		15	F12505B	1926-27
S1211	Air valve shaft plug		10	F 9605B	1926-27
S1212	Mixing chamber primer plug	(Order S583)			1
S1214	Throttle stop lever and rod assy.		60	F14425C	1926-27
S1215	Throttle disc		05	F14645B	1926-27
S1222	Throttle lever stop screw	(Same as T6170)(Order S697)			1
S1222	Mixing chamber to manifold gasket		02	F1427B	1926-27
Mixing chamber to manifold cap screw					
S1224	Initial air inlet tube	(Order S1045)			40
S1225	Vaporizer outlet pipe		15	F14308C	1926-27
S1226	Manifold cover assy.		1 85	F 1808	1926-27
S1227	Fuel jet		15	F18645B	1926-27
S1228	Manifold cover gasket		01	F18677B	1926-27
S1229	Manifold cover cap screw		15	F 1810	1926-27
S1230	Manifold cover assy.		3 25	F15002D	1926-27
S1231	Float chamber		1 25	F19101C	1926-27
S1232	Adj. needle bushing		15	F16166C	1926-27
S1233	Adj. needle assy.		35	F14916C	1926-27
S1234	Drain valve	(Same as T6169)			10
S1235	Drain chamber cover and bracket assy.		50	F19102C	1926-27
S1236	Float chamber cover screw		02	F1524B	1926-27
S1237	Float chamber cover lock washer	(Order T6286)			01
S1238	Float and lever assy.		50	F15212D	1926-27
S1239	Float lever pin		02	F15315C	1926-27
S1240	Float valve seat		20	F15977B	1926-27
S1241	Float valve	(Order S1039)			1

Fordson Tractor Parts Price List

Catalog No.	Name	Specifications	List Factory No.	Year Unit
S-701	Air washer bowl	Cast iron	F1994B	1917-27
S-702	Air washer cover	Cast iron	F1879	1917-27
S-703	Air washer cover gasket	Yellumold or cork	F1880	1917-27
S-704	Air washer baffle plate	Brass	F2196	1917-27
S-706	Air washer filter plug	Order S254	F2546	1917-27
S-710-B	Air washer tube—large	Steel iron	F1883A	1917-27
S-710-C	Air washer tube—small	Steel iron	F1883B	1917-27
S-711	Air washer tube felt collar	Used with S1100 & S1200	F1881D	1925-27
S-707	Air washer tube hange	Oppert, asbestos	F2030	1917-27
S-708	Air washer tube hange gasket	Yellumold	F1882AR	1917-21
S-709	Air washer tube—large	Steel iron	F1881B	1917-25
S-710-A	Air washer tube—small	Steel iron	F1881C	1924-26
S-711	Air washer tube felt collar	Used with S1100 & S1200	F1881D	1925-27
S-706	Air washer cover cap screw	$\frac{1}{4}$ " x 28 thds. (Order S638)	F2010B	1917-27
S-714	Air washer hange cap screw	$\frac{1}{4}$ " x 28 thds. (Order S404)	F 608	1917-27
S-715	Air washer bowl cap screw	$\frac{1}{4}$ " x $1\frac{1}{4}$ " x 20 thds. (Order S182)	F 2994	1923-27
S-716	Air washer bowl screw	$\frac{1}{2}$ " x 13 threads	F1886	1917-27
S-717	Air washer float assembly	Assembly	F2177	1917-27
S-718	Air washer elbow plug	(Same as S019B)	T5919	1924-27
S-719	Air washer filter plug	Rubber	F1884BR	1917-27

AIR WASHER

Catalog No.	Name	Specifications	List Factory No.	Year Unit
S700B	AIR WASHER ASSY	(Used with S186)	F1994B	1917-27
S701	Air washer bowl	Cast iron	F1879	1917-27
S702	Air washer cover	Cast iron	F1880	1917-27
S703	Air washer cover gasket	Yellumold or cork	F2196	1917-27
S704	Air washer baffle plate	Brass	F2546	1917-27
S706	Air washer filter plug	Order S254	F2546	1917-27
S710-B	Air washer tube—large	Steel iron	F1883A	1917-27
S710-C	Air washer tube—small	Steel iron	F1883B	1917-27
S711	Air washer tube felt collar	Used with S1100 & S1200	F1881D	1925-27
S706	Air washer cover cap screw	$\frac{1}{4}$ " x 28 thds. (Order S638)	F2010B	1917-27
S714	Air washer hange cap screw	$\frac{1}{4}$ " x 28 thds. (Order S404)	F 608	1917-27
S715	Air washer bowl cap screw	$\frac{1}{4}$ " x $1\frac{1}{4}$ " x 20 thds. (Order S182)	F 2994	1923-27
S716	Air washer bowl screw	$\frac{1}{2}$ " x 13 threads	F1886	1917-27
S717	Air washer float assembly	Assembly	F2177	1917-27
S718	Air washer elbow plug	(Same as S019B)	T5919	1924-27
S719	Air washer filter plug	Rubber	F1884BR	1917-27

SPARK COIL

Catalog No.	Name	Specifications	List Factory No.	Year Unit
S725B	COIL		F2012B	1917-27
S726B	COIL BOX WITH COVER		F2360B	1917-27
S727	COIL BOX COVER	(Use T5004)	T7910	1917-18
S728	COIL BOX COVER	(Use T5004)	F2355AR	1919-24
S729	COIL BOX COVER ASSY	(Same as T5004B)	T7910B	1924-24
S730	COIL BOX TERMINAL SLEEVE	Porcelain	F1914R	1917-24
S731	COIL SWITCH ASSEMBLY	(Same as T5010)	T5873R	1917-18
S732	COIL UNIT	(Same as T5006)	T5815AR	1917-18
S733	COIL VIBRATOR BRIDGE WITH CONTACT POINT	(Same as T5007)	T5845	1917-27
S734B	COIL VIBRATOR AND LOWER BRIDGE ASSEMBLY	(Same as T5009)	T6702	1917-27
S737	COIL BOX STUD NUT	(Same as T5008B)	T6737B	1917-27
S738	COIL BOX CAP SCREW	$\frac{1}{4}$ " x $\frac{3}{8}$ " x 20 thds. (Order S714)	F2921	1917-27
S739	COIL BOX CAP SCREW	$\frac{1}{4}$ " x $\frac{3}{8}$ " x 20 thds. (Order S714)	F2922	1917-27

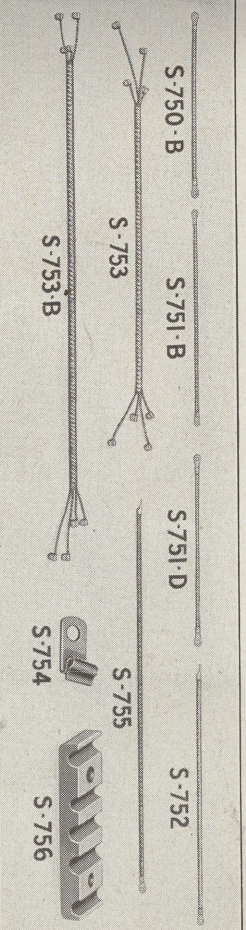
†Used on Tractors without breather on dash.
 ‡Beginning with Tractor 213,300.
 ††For use on Air Washer when threads are worn so S264 cannot be used.
 *Used with Tractors having breather on dash.
 **Used on Tractors up to No. 31,807.

Fordson Tractor Parts Price List

Catalog No.	Name	Specifications	List Factory No.	Year Unit
S726-B	SPARK COIL—Continued			
*S730	Coil box cap screw nut	$\frac{1}{2}$ " x 20 thds (Same as T5004C)	F 564R	1917-23
S740	Coil box cover gasket		T5897	1924-27
S741	Coil box washer		F 770	1918-27
S742	Ignition switch terminal		A22.47	1924-27
S747	Ignition switch terminal bolt nut	(Order S197)	F1658	1924-27
S748	Ignition switch term. block		F1659	1924-27
S749	Ignition switch insulating spacer		F1659	1924-27
S-726-B	Spark plug	(Cyls. No. 1 & 2) (Nos. 3 and 4 cvl.) Use T5027 (Cyls. No. 2 & 3) (Order S750B)	F1211	1917-26
S-748	Spark plug wire		T1366R	1917-26
S-731	Spark plug wire		F1209	1927
S-733	Spark plug wire		F1215R	1917-24
S-734-B	Spark plug wire		F1214AR	1917-26
S-729	Spark plug wire		F1216	1924-27
S-732	Spark plug wire		F1216	1924-27
S-746	Spark plug wire		F135	1927
S-749	Spark plug wire		A20720	1927
S751D	Spark plug wire	(Cyls. No. 1 & 4) Use with S725 (Order S751D)	F1209	1927
S752	Magneto to coil wire		F1215R	1917-24
S753	Commutator wire assembly	4-way cable	F1214AR	1917-26
S753B	Commutator wire assembly		F1214R	1917-27
S754	Commutator cable support	Steel	F2108R	1917-26
S755	Magneto to switch wire assy		F1216	1924-27
S756	Wiring clamp		F 135	1927
S757	Wiring clamp		A20720	1927
S757	Wiring clamp screw washer	(Order S675)		1927

WIRING

Catalog No.	Name	Specifications	List Factory No.	Year Unit
S-750-B	Seat spring bolt		F1743	1917-27
S-753	Seat spring bolt		F1633	1917-27
S-753-B	Seat spring bolt nut		F1624	1917-27
S-755	Seat spring bolt lock washer		T1729	1917-27
S-754	Seat spring cap screw		F1746	1917-27
S-756	Seat spring cap screw lock washer		F2191	1917-27
S-751-D	Seat spring cap screw		F1749	1917-27
S-752	Seat spring cap screw		F1900	1917-27
S-755	Seat spring cap screw		F1900	1917-27
S-756	Seat spring cap screw		F1900	1917-27




SEAT

Catalog No.	Name	Specifications	List Factory No.	Year Unit
S775	SEAT	Steel	F1743	1917-27
S776	SEAT	Steel	F1633	1917-27
S777	Seat spring bolt	$\frac{1}{2}$ " x $1\frac{1}{4}$ " x 13	F1624	1917-27
S777C	Seat spring bolt nut	(Same as T1114B)	T1729	1917-27
S778	Seat spring bolt lock washer	$\frac{1}{8}$ " std. (Order S183)	F1746	1917-27
S779	Seat spring cap screw	$\frac{3}{8}$ " x $1\frac{1}{2}$ " x 10	F1746	1917-27
S780	Seat spring cap screw lock washer	$\frac{3}{8}$ " std.	F2191	1917-27

FOOT BRACKET

Catalog No.	Name	Specifications	List Factory No.	Year Unit
S790	FOOT BRACKET	Cast iron	F1749	1917-27
S791	FOOT BRACKET GASKET	Paper	F1900	1917-27
S792	FOOT BRACKET CAP SCREW	$\frac{1}{2}$ " x $1\frac{1}{4}$ " x 13 thds. (Order S182)	F1900	1917-27

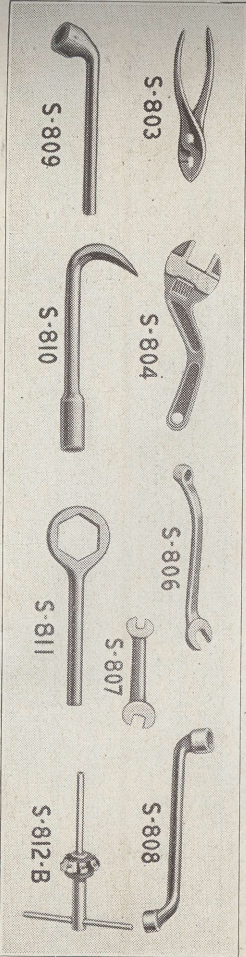
*Used on Tractors up to No. 31,807.



Catalog No.	Name	Specifications	List	Factory No.	Year	Unit
-------------	------	----------------	------	-------------	------	------

TOOLS

S800	Tool box assembly	1/2" x 1 1/8" x 13 thds.	\$ 1 25	F1870	1917-27	1
	Tool box cap screw	1/2" x 1 1/8" x 13 thds.				1
S803	Tool box washer	(Order S243)	25	A17025	1917-27	2
S804	Pliers	8"	90	F1984	1917-27	1
S806	Wescott wrench	9" Keystone				1
S807	Combination spark plug and crankcase bolt wrench	(Same as T2335)	35	T5893	1917-27	1
S808	Wrench for 1/8" and 1/4" nut	Steel	20	F2095	1917-27	1
S809	Rear wheel wrench	Steel	60	F2372	1917-27	1
S810	Rear wheel bar	Steel	50	F2366	1917-27	1
S811	Front hub cap wrench	Steel	75	F2097	1917-27	1
S812B	Valve seat reamer	Steel	65	F2197	1917-27	1
*5-Z-133	L. wrench 1/2"		2	52459		40
*5-Z-139	L. wrench 3/4"		45			45
*5-Z-160	L. wrench 1"		45			45
*5-Z-232	Spindle arm bushing driver		35			35
*5-Z-280	Valve grinder		50			50
*5-Z-1080	L. wrench 3/8"		65			65
*5-Z-1359	L. wrench 1/2" Special for carburetor hot plate		25			25
*5-Z-1384	L. wrench 1 1/2"		55			55
*5-Z-1380	L. wrench 1 1/2"		2			25
*5-Z-1381-D1	Speed wrench long 1/4"		75			75
*5-Z-1381-D2	Speed wrench long 1/2"		1			60
*5-Z-1381-D3	Speed wrench medium 1/2"		65			65
*5-Z-1381-D4	Speed wrench short 1/2"		50			50
*5-Z-1381-D5	Speed wrench long 1/2"		65			65
*5-Z-1381-D6	Speed wrench long 1/2"		75			75
*5-Z-1381-D7	Speed wrench short 1/2"		55			55




BELT PULLEY ATTACHMENT

S900... PULLEY ATTACHMENT COMPLETE

S901	Pulley drive gear (and shaft)	\$22 00	F2481A	1917-27
S902	Pulley drive gear housing	9 00	F1389	1917-27
S903	Drive pulley assembly	4 00	F2429	1917-27
S904	Drive pulley bushing	6 00	F3130A1	1917-27
S907	Pulley drive gear nut	85	F3131	1917-27
	Pulley drive gear washer	25	F3125	1924-27
	Pulley drive gear bearing—inside			
	Pulley drive gear bearing—outside			
	Pulley drive gear bearing—inside			

*Not subject to regular discount. *Also used on Model T cars.




Catalog No.	Name	Specifications	List	Factory No.	Year	Unit
-------------	------	----------------	------	-------------	------	------

EXTENSION RIM

S910... EXTENSION RIM ASSEMBLY COMPLETE

S910B	Extension rim assembly with bolts, nuts, washers and spacers for attaching bolts, nuts, washers and spacers		\$15 00	F2450	1917-27	2
S911	Extension rim cleat	Steel	14 25	F2448	1917-27	2
S912	Extension rim bolt	1/4" x 1 1/2" x 20 thds	25	F2512	17-27	10
S915	Extension rim spacer nut	1/4" x 20 thds (Order S157)	03	F1833	17-27	14
S916	Extension rim cleat rivet	3/8" x 1 1/4" std	02	F2513	17-27	14
						20



TRACTOR COVER

S920	Tractor cover	Canvas	3 50	F2187B	1917-27	1
------	---------------	--------	------	--------	---------	---

GROUSER

S925	Grouser bolt	60	F2297	1920-27	28
S926	Grouser nut	05	F2995	1920-27	84
S927	Grouser bolt nut	02	F2996	1920-27	84

Fordson Tractor Parts Price List

Catalog No. Name Specifications List Factory No. Year Unit

FENDER

S931B	Fender—right		\$20 00	F3000B	1924-27	1
S932B	Fender—left		20 00	F3001B	1924-27	1
S933	Fender Iron—right	Steel	2 25	F3024	1924-27	1
S934	Fender Iron—left	Steel	2 25	F3025	1924-27	1
S935	Fender Iron to dash bolt—long	1/2"=20 thds	05	F3032	1924-27	2
	Fender Iron to dash bolt—short	(Order S208)				2
S938	Fender Iron to dash bolt nut	(Order S157)				4
	Fender Iron to dash bolt lock washer	(Order S156)				6
S939	Fender axle bracket	Malleable Iron	1 00	F3015	1924-27	2
S940	Fender axle bracket clamp	Steel—3/4"=16 thds	45	F3018B	1924-27	2
S941	Fender axle brkt. clamp nut	(Order S481)				4
S942	Fender step	(Same as T5062)	1 25	F3027AR	1924-26	1
S943	Fender step bolt	(Same as T5062)	03	T5510	1924-27	2
S943B	Fender step bolt to rear support bolt	(Same as T3811B)	01	A20705	1924-27	4
S944	Fender step bolt nut	(Same as T3811B)	02	A21706	1924-27	4
S945	Fender step bolt lock washer		01	A22218	1924-27	8
S947	Fender rear support—right		1 75	F3050BR	1924-26	1
S947B	Fender rear support—left		1 75	F3050C	1927	1
S948	Fender rear support—left		1 75	F3051BR	1924-26	1
S948B	Fender rear support—left		1 75	F3051C	1927	1
S949	Fender support bolt—long	(Order S943B)	02	F3029	1924-27	8
S950	Fender support bolt—short	(Order S674)				4
	Fender support bolt nut	(Order S945)				12
S960	washer		05	F3028	1924-26	2
S961	Fender adapter	Malleable Iron	2 50	F2976R	1917-24	1
S962	Adapter cap screw—short	(Order S208)	03	F582R	1917-24	4
	Adapter cap screw—long	(Order S938)				2
	Adapter cap screw washer	(Order S935)				6
	Adapter bolt	(Order S157)				6
	Adapter bolt nut	(Order S938)				6
	Adapter bolt lock washer					6

PAINT

M210	Gray paint—1/2 gal. can		2 00			
M210	Gray paint—5 gal. can		16 25			
M212	Red paint—1 qt. can		1 00			
M213	Black paint—1/2 pt. can		40			

COTTER PINS

Name	Price	Factory No.
**1/8" x 3/8" cotter pin	\$0 05 per doz.	T7992
**1/8" x 1/2" cotter pin	03	A23515
**3/8" x 3/8" cotter pin	03	A23515
**3/8" x 1/2" cotter pin	03	A23531
**3/8" x 1/2" cotter pin	03	A23533
**3/8" x 3/4" cotter pin	03	T 614
**3/8" x 1 1/4" cotter pin	03	A23550
**3/8" x 1 1/4" cotter pin	05	A23552
**3/8" x 2" cotter pin	05	F1592
**3/8" x 1 1/2" cotter pin	05	F1671
**3/8" x 2 1/2" cotter pin	05	F1593
**3/8" x 2" cotter pin (See S355)	10	F2475R

†Not subject to regular discounts.
 †Used when installing fenders on Tractors without breather on dash.

*0.25 per gross—0.75 per thousand.
 **0.20 per gross—0.50 per thousand.
 †0.35 per gross—2.00 per thousand.
 ††0.50 per gross—3.00 per thousand.

