

Fordson

TRADE MARK

TRACTOR

PARTS PRICE LIST

Effective June 1, 1927

Ford Motor Company
DETROIT, MICHIGAN

Doug
Holt

Fordson

TRADE MARK

TRACTOR

Parts Price List

Effective June 1, 1927
Prices subject to change without notice




PYNN'S GARAGE
MEREDITH, NEW HAMPSHIRE

Ford Motor Company
DETROIT, MICH.

Fordson Tractor

Parts Price List



Instructions for Ordering Parts


1. Always give number of Tractor; it is stamped on the motor on the right-hand side. (See Plate above.)
2. Always give number and name of each part ordered.
3. All prices net f. o. b. Branch, Factory or Dealer.
4. Specify whether shipments are to be forwarded by mail, express or freight.
5. Orders for parts should be written separately from correspondence pertaining to other matters.
6. Parts should be ordered from Dealer.



Copyright, 1927
Ford Motor Company
Detroit, Mich.

PYNN'S GARAGE
MERRIDITH, NEW HAMPSHIRE

Price List of Fordson Tractor Parts



Catalog No.	Name	Specifications	List Factory No.	Year	Unit
-------------	------	----------------	------------------	------	------

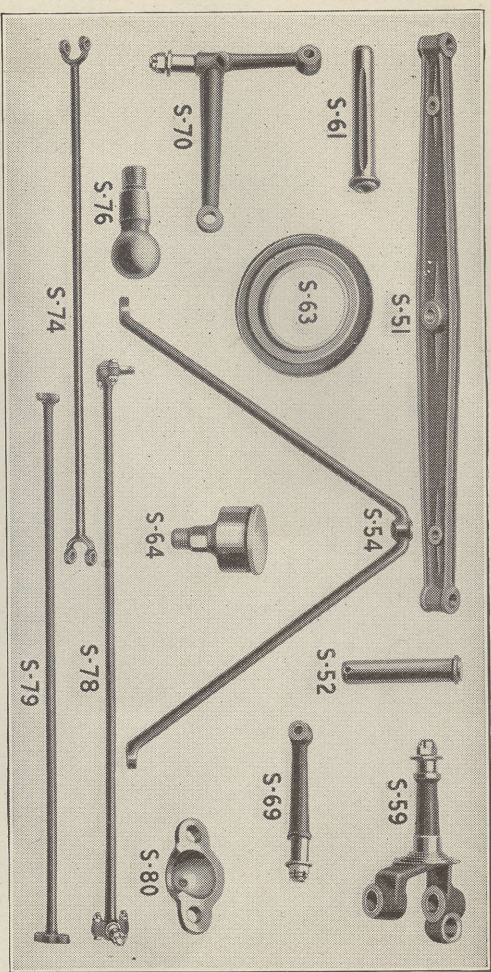
REAR AXLE

S1B	Rear axle shaft and gear	Cast iron	F1305B	1926-27	2	
S2	Rear axle housing—R. or L.	Cast iron	F1674	1917-27	2	
S3	Rear axle housing cap screw	$\frac{5}{8}$ " x $1\frac{3}{8}$ " x 12 tds.	F1648	1917-27	2	
S4	Rear axle housing gasket	Paper	F1895	1917-27	2	
S5	Rear axle roller bearing		1 40	F2035	1917-27	2
S6	Rear axle roller brg. sleeve	Steel	35	F2036	1917-27	2
S7	Rear axle shaft brg. cover	Steel	05	F1630	1917-27	2
S8B	Rear axle shaft felt—inner	Steel	05	F1632B	1922-27	2
S8C	Rear axle shaft felt—outer	Steel	10	F1634	1922-27	2
S9B	Rear axle shaft felt retainer	Steel	03	F 820	1917-27	2
S10	Rear axle housing plug	$\frac{1}{2}$ " pipe plug	03	F1340	1917-27	2
S13	Differential gear lock ring	Steel	1 Pt.			
S14	Differential pinion spider	Steel	03	F1315	1917-27	1
S15	Differential housing	Cast iron	1 60	F1313	1917-27	4
S16	Differential housing bolt	$\frac{1}{2}$ " x $2\frac{1}{8}$ " x 20 tds.	4 00	F1314	1917-27	2
S17	Differential housing nut	$\frac{1}{2}$ " x 20 tds.	05	F1152	1917-27	12
S18	Differential housing ball	$\frac{3}{8}$ " dia. inside, $\frac{6}{16}$ " dia. outside	10	F 567	1917-27	12
S20B	WORM GEAR	Bronze—51 teeth	12 00	F1536	1917-27	2
S21D	Worm and nut assembly		22 00	F1294B	1920-27	1
			13 00	F1407	1922-27	1

Fordson Tractor Parts Price List

I N D E X

	PAGE		PAGE
Air Washer	25	Kerosene Tank	8
Axle (Front)	6	Magneto and Flywheel	11
Axle (Rear)	5, 6	Motor	10, 11
Brake	12, 13	Paint	30
Church	14	Pulley (Belt)	28
Coil (Spark)	26, 27	Radiator	17
Commutator	11	Rim (Extension)	28
Cotter Pins	30	Seat	27
Cover (Tractor)	29	Starting Crank	15
Dash	15	Steering Gear	16, 17
Fan	17, 18	Tools	28
Fender	29, 30	Transmission	12
Foot Bracket	27	Vaporizer (Holley)	18, 19, 21
Gasoline Tank	8, 10	Vaporizer (Kingston)	21, 22, 25
Gear Shifter	14	Wheels	6, 7
Grouser	29	Wiring	27



Catalog No.	Name	Specifications	List	Factory No.	Year	Unit
-------------	------	----------------	------	-------------	------	------

REAR AXLE—Continued
 S22C. Worm shaft thrust roller brg. \$16 00. F1524T. 1917-27. . . 1
 S25. Worm nut. 50. F1406. 1917-27. . . 1
 S26. Worm shaft thrust roller bearing race. 2 50. F3114. 1917-27.

FRONT AXLE

S51. Front axle—with bushing. Steel. 7 00. F2272. 1917-27. . . 1
 S52. Front axle trunnion. 1" x 4 3/4". 30. F1450. 1917-27. . . 1
 S53. Front axle trunn. bushing. Steel. 05. F1451. 1917-27. . . 1
 S54. RADIUS ROD—WITH BUSHING. Steel. 2 50. F2273. 1917-27. . . 1
 S55. Radius rod bushing. Steel. 05. F1482. 1917-27. . . 1
 S56. Radius rod pin. 3/4" x 3 1/8". 15. F1483. 1917-27. . . 1
 S57. Radius rod bolt. 1/2" x 2 3/8" x 18 thds. 10. F1387. 1917-27. . . 2
 S58. Radius rod bolt nut. (Same as T2598) 3/8" x 18 thds. 08. T 124. 1917-27. . . 2

SPINDLE BODY
 S59. Spindle body bushing. Steel. 4 00. F2309. 1917-27. . . 2
 S60. Spindle pin. 1" x 6 1/4". 10. F1606. 1917-27. . . 2
 S61. Spindle pin washer. Steel. 50. F1607. 1917-27. . . 2
 S62. Front wheel dust ring. Steel. 05. F1609. 1917-27. . . 4
 S63. Spindle pin grease cup. T 195. 15. T 195. 1917-27. . . 2
 S64. Spindle pin grease cup. (Same as T2579). 10. F1640. 1917-19. . . 2
 S65. Spindle felt. Felt (used on 1st 35000 trs.) 05. F1608R. 1917-19. . . 2
 S66. Spindle felt retainer. Steel (used on 1st 35000 trs.) 03. F1611. 1917-27. . . 2
 S67. Spindle washer. Steel. 05. F 686. 1917-27. . . 2
 S68. Spindle nut. 3/4" x 16 thds. 1 00. F2311. 1917-27. . . 1


SPINDLE ARM FRONT—RIGHT—ASSEMBLY
 S70. 2 00. F2312. 1917-27. . . 1
LEFT—ASSEMBLY
 S71. Spindle arm bushing. Steel. 05. F1328. 1917-27. . . 2
 S72. Spindle arm washer. Steel (Order S67). 05. F1328. 1917-27. . . 2
 S73. Spindle arm nut. 3/4" x 16 thds. (Order S68). 1 30. F1586. 1917-27. . . 2
 S74. Spindle connecting rod. Steel. 10. F1339. 1917-27. . . 2
 S75. Spindle conn. rod yoke pin. 1/8" x 2 7/8". 30. F1614. 1917-27. . . 2
 S76. Spindle arm ball. Steel.
 S78. Spindle arm ball nut. 5/8" x 18 (Order S58).

STEERING GEAR CONN.—ROD ASSEMBLY
 S79. Steering gear conn. rod. Steel. 3 00. F2224. 1917-27. . . 1
 S80. Steering gear conn. rod cap. Steel. 1 75. F1809. 1917-27. . . 2
 S81. Steering gear conn. rod cap bolt. 1/2" x 1 1/2" x 20 thds. 20. F 427. 1917-27. . . 2
 S82. Steering gear conn. rod cap nut. 1/2" x 20 thds. 05. F1999. 1917-23. . . 4

WHEELS

S100. FRONT WHEEL ASSEMBLY. 14 00. F2039. 1917-27. . . 2
 S101. Front wheel hub cap. Steel. 20. F1603. 1917-27. . . 2
 S102. Front wheel spindle bearing outside—cup. 2 1/8" dia. outside. 45. F2600. 1917-27. . . 2

*Beginning with tractor No. 32,764.



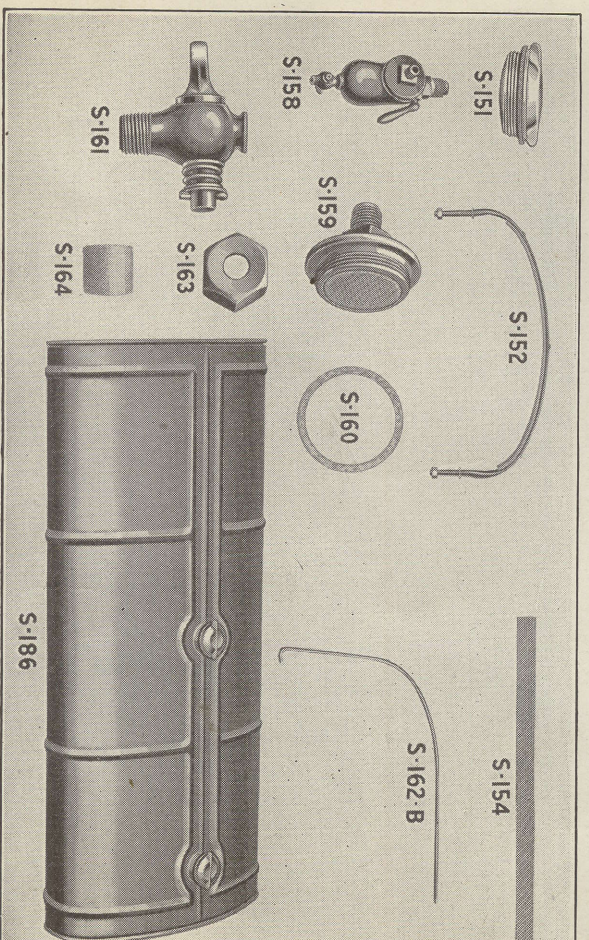
Catalog No.	Name	Specifications	List	Factory No.	Year	Unit
-------------	------	----------------	------	-------------	------	------

WHEELS—Continued

*S103. Front wheel spindle bearing outside—cone and roller. 1 1/8" dia. inside. \$ 1 00. F2601. 1917-27. . . 2
 *S104. Front wheel spindle bearing inside—cup. 3 1/8" outside dia. 80. F2602. 1917-27. . . 2
 *S105. Front wheel spindle bearing inside—cone and roller. 1 1/8" inside dia. 1 75. F2603. 1917-27. . . 2
 S106. Front wheel spindle washer. 1 1/8" dia. inside, 2 1/8" dia. 05. F2574. 1917-27. . . 2
 S107. Front wheel ball bearing outside. 3 50. F1553. 1917. . . 2
 S108. Front wheel ball bearing inside. 1 1/8" dia. inside, 3 1/8" dia. outside. 4 50. F1552. 1917. . . 2

REAR WHEEL ASSY—R.
 S120. 36 00. F2223. 1917-27. . . 1
 S121. REAR WHEEL ASSY—L. Less bushing. 36 00. F1777. 1917-27. . . 1
 S122. Rear wheel hub cap screw. 1/2" x 2 1/4" x 10 thds. 15. F 790. 1917-27. . . 8
 S123. Rear wheel bushing. Steel. 4 00. F1303. 1917-27. . . 2
 S124. Rear wheel cleat—right. 50. F 675. 1917-27. . . 14
 S125. Rear wheel cleat—left. 50. F 676. 1917-27. . . 14
 S128. Rear wheel cleat rivet. 1/8" x 1 1/2" Iron rivet. 02. F 635. 1917-27. . . 112

*Beginning with tractor No. 32,764. †Not subject to regular discount.




*Beginning with tractor No. 32,764.

Catalog No.	Name	Specifications	List Factory No.	Year Unit
-------------	------	----------------	------------------	-----------

KEROSENE TANK


S151	KEROSENE TANK ASSY. (Order S186)		\$ 0 15	T1317 1917-27	1
	KEROSENE TANK CAP. (Same as T2901B)		75	F1926 1917-27	1
†S152	Kerosene tank strap assy.	Die casting			
††S153	Kerosene tank strap—rear assembly				
S154	Kerosene tank strap lining.	Cotton webbing.	75	F1927R 1917-22	1
S155	Kerosene tank strap rivet.	(Same as T1058)	10	F1579 1917-27	2
S156	Kerosene tank strap lock		01	T108 1917-27	6
S157	Kerosene tank strap nut.	Steel.	01	T5636 1917-27	4
S158	Sediment bulb assembly	Steel, 20 thds	03	F 584 1917-27	4
S159	Sediment bulb flange.	(Same as T2902B)	90	T2088 1917-24	1
S160	Sediment bulb hange gasket.	Including pet cock (Same as T2061X)	25	T2051 1917-24	1
S161	Sediment bulb pet cock.	(Same as T2094X)	03	T2094 1917-24	1
S162B	Kerosene feed tube pack nut.	(Same as T3079)	15	T1515 1917-24	1
S163	Sediment bulb pack nut.	(Order S163)	20	F1931BR 1917-24	1
		(Same as T2910)			
		Steel, 1/2" x 18 thds.	05	T1374 1917-24	1
S164	Sed. bulb pack nut packing.	(Same as T2915)	02	T5892 1917-24	1
		Pelt.			




CASOLINE TANK

S176	Gasoline tank. (Cast iron T2901) Die Casting		3 50	F2024R 1917-25	1
	Gasoline tank cap. (Same as T2901)				
†S178	Gasoline tank plug. Mail iron. (Order S151)		30	F2027R 1917-24	1
	Gasoline tank plug gasket. Lead (Order S160)				
S181	Gasoline tank pet cock. Brass (Order S161)		20	F1930R 1917-25	1
S181B	Fuel feed tube—short. Brass tubing		10	F3398R 1922-25	1
S182	Gasoline feed tube pack nut. (Order S163)		05	F 560 1922-25	2
S183	Gasoline tank cap screw. 1/2" x 1 1/4" x 18 thds				
S184	Washer. 1/2" std.		01	F2247 1917-26	2
S185	Aux. gas tank plug. (Order S151)		02	T1306 1924-27	
††S186	Fuel valve (two way) FUEL TANK ASSY. (Same as T2903)		65	F3089R 1922-24	
S187	Fuel tank filler plug and gasket assy.		12 00	F1618B 1924-27	
S188	Fuel tank filler plug gasket.				
S189	Gasoline tank elbow. (Used with S186 and S1000)		20	F4286 1924-27	
S190	Gasoline tank feed tube.		25	F1932 1924-27	
S191B	Fuel feed tube.				

†Two required on tractors with breather on dash. ††Used only on tractors without breather on dash. ††Begining with tractor No. 393, 410. When replacing old style fuel tank also supply one (1) of S190. ††When replacing plug having 1/4" hole with plug having 1/2" hole also install S185.





Catalog No.	Name	Specifications	List	Factory No.	Year	Unit
-------------	------	----------------	------	-------------	------	------


TRANSMISSION

S325	Trans. housing gasket	Cast iron	*\$35 00	F1673	1917-27	1
S326	Trans. housing gasket	Paper	03	F1894	1917-27	1
S327	Trans. housing plate	Semi-steel	5 00	F1078AK	1917-27	1
S328	Trans. housing plate gasket	Cast iron	5 00	F1678B	1923-27	1
S329	Trans. housing plate pin	Steel	03	F1928	1917-27	1
S330	Trans. housing plate cap screw	Steel	10	F1735	1917-27	1
S331	Trans. housing bolt	1/2" S302 1/2" x 20 thds. (Order S208)	8			8
S332	Trans. housing bolt nut	1/2" S208 1/2" x 20 thds. (Order S157)	14			14
S333	Trans. housing plug	1/2" x 20 thds. (Order S10)	14			14
S334	Trans. housing cap screw	1/2" x 1 1/4" thds. (Order S182)	14			14
S335B	Trans. drive shaft	Steel	10 00	F1648B	1923-27	2
S336	Trans. shaft bevel gear	Steel	3 50	F1549	1917-27	1
S337	Trans. drive shaft nut	1 1/2" x 20 thds.	35	F1560	1917-27	1
S338	Trans. shaft—upper	Steel	6 00	F1518	1917-27	1
S338B	Trans. shaft—upper (Special ratio)	Steel	5 00	F3731	1925-27	1
S339	Trans. shaft—lower assy.	Steel	7 00	F2192	1917-27	1
S340	Trans. pinion (splined)	Steel	3 50	F1545	1917-27	2
S340B	Trans. pinion (splined) (Special ratio)	Steel	4 00	F3733	1925-27	1
S341	Trans. pinion reverse (plain)	Steel	3 50	F1546	1917-27	1
S342	Trans. gear—low (Special ratio)	Steel	6 00	F1547	1917-27	1
S342B	Trans. gear—low (Special ratio)	Steel	6 00	F3734	1925-27	1
S343B	Trans. gear—large (deep splined)	Steel	9 00	F1540C	1923-27	1
S343C	Trans. gear—large (Special ratio)	Steel	10 00	F3732	1925-27	1
S344C	Trans. reverse idler with bushing	Steel	3 50	F2265C	1923-27	1
S345	Trans. housing plate oil shield	Steel	05	F2584	1917-27	1
S346	Trans. reverse idler shaft	Steel	70	F2442AR	1917-27	1
S346B	Trans. reverse idler shaft	Steel	70	F2442B	1923-27	1
S347B	Trans. reverse idler bushing	Steel	35	F1663B	1924-27	1
S348	Trans. reverse idler collar	Steel	10	F2443R	1917-27	1
S349	Trans. shaft ball bearing—small	1" dia. inside 3 3/4" dia. outside	3 75	F1521	1917-27	2
S350	Trans. shaft ball bearing—large	1 1/2" dia. inside, 3 3/4" dia. outside	4 50	F1522	1917-27	2
S351	Trans. drive shaft and large gear ball bearing	2 1/2" dia. inside, 4 1/2" dia. outside	7 00	F1523A	1917-27	2
S352	Drawbar cap	Semi-steel	2 25	F1536	1917-27	1
S353	Drawbar cap screw	1 1/2" x 1 1/8" x 12 thds.	05	F 587	1917-27	4
S354	Drawbar cap gasket	Paper	03	F1899	1917-27	1
S355	Trans. reverse idler shaft cotter pin	1/8" x 2"	10	F2475R	1917-27	1
S356	Drawbar cap extension	per doz.	1 25	F1537S	1923-26	1

BRAKE

S360	Trans. plate, reverse idler and brake assy.		11 00	F2388C	1923-27	1
S361	Brake shaft		1 50	F3310	1923-27	1

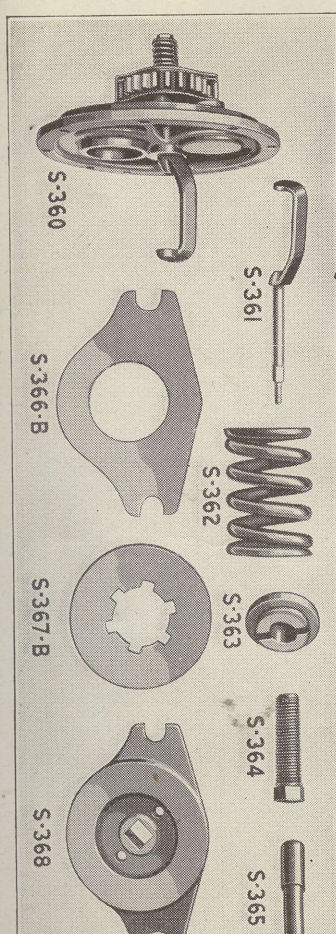
†Used only with S21C. *Not subject to regular discount.



Catalog No.	Name	Specifications	List	Factory No.	Year	Unit
-------------	------	----------------	------	-------------	------	------

BRAKE—Continued

S362	Brake spring		\$ 0 15	F4053	1923-27	1
S363	Brake spring retainer nut		10	F4054	1923-27	1
S364	Brake adjusting screw		05	F4052	1923-27	1
S365	Brake plate pin		10	F3495	1923-27	2
S366B	Brake plate—stationary		10	F3493	1923-27	3
S367B	Brake plate—revolving		10	F3494	1923-27	2
S368	Brake hub		60	F3496B	1923-27	1



Catalog No.	Name	Specifications	List Factory No.	Year	Unit
S-375					
S-376					
S-377					
S-379					
S-384					
S-385					
S-386					
S-387					
S-388					
S-389					
S-391					

GEAR SHIFTER

Catalog No.	Name	Specifications	List Factory No.	Year	Unit
S375	Gear shifter lever	Steel	F1602	1917-27	1
S376	Gear shifter lever ball	Steel	F377	1917-27	1
S377	Gear shifter plate cap screw	Steel	F1345	1917-27	1
S379	Gear shifter lever ball	Steel	F1053	1917-27	1
S384	Gear shifter lever ball	Steel	F1059	1917-27	1
S385	Gear shifter lever ball	Steel	F1531	1917-27	1
S386	Gear shifter lever ball	Steel	F1532	1917-27	1
S387	Gear shifter lever ball	Steel	F1776	1917-27	1
S388	Gear shifter lever ball	Steel	F1584	1917-27	2
S389	Gear shifter lever ball	Steel	F534	1917-27	1
S391	Gear shifter lever ball	Steel	F2202	1917-27	1

Catalog No.	Name	Specifications	List Factory No.	Year	Unit
S-400					
S-401					
S-402					
S-403					
S-404					
S-405					
S-406					
S-407					
S-408					
S-409					
S-410					

CLUTCH

Catalog No.	Name	Specifications	List Factory No.	Year	Unit
S400	Clutch housing—front	Steel	F1660	1917-27	1
S401	Clutch housing—rear	Cast iron and steel	F175	1917-27	1
S402	Clutch housing cap screw	1/4" x 1 1/8" x 28 thds.	2 00	F193	1917-27
S403	Clutch housing cap screw	1/4" x 1 1/8" x 28 thds.	03	F2347	1917-27
S404	Clutch housing cap screw	1/4" x 28 thds.	02	F2344	1917-27
S405	Clutch housing cap screw	Steel	F416	1917-27	8
S406	Clutch housing cap screw	Steel	F417	1917-27	8
S407	Clutch housing cap screw	Steel	F944	1917-27	9
S408	Clutch housing cap screw	Steel	F194	1917-27	6
S409	Clutch housing cap screw	Steel	F191R	1917-19 I Pr.	1
S410	Clutch housing cap screw	Steel	F1589	1917-27	1

Catalog No.	Name	Specifications	List Factory No.	Year	Unit
S-425					
S-426					
S-427					
S-428					
S-429					
S-430					
S-431					

STARTING CRANK

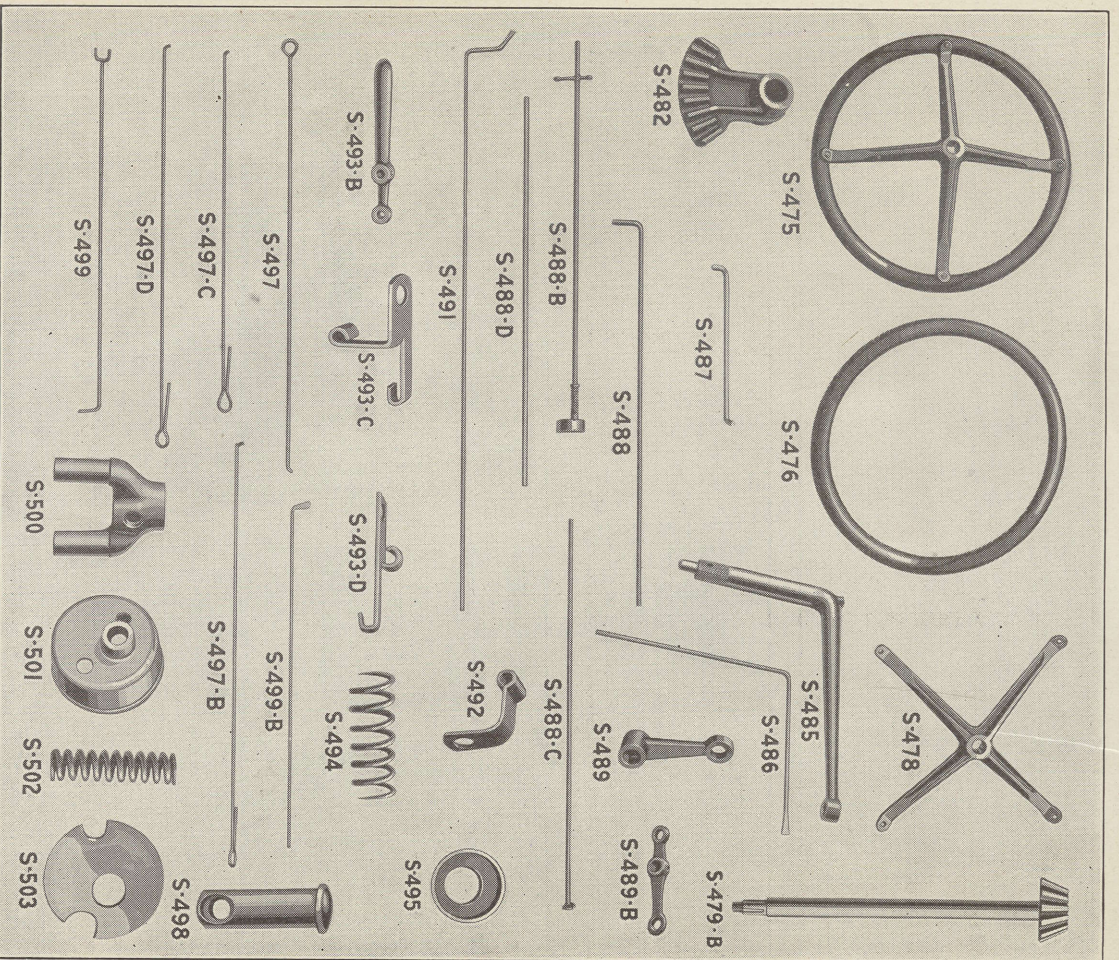
Catalog No.	Name	Specifications	List Factory No.	Year	Unit
S425	Starting crank handle	Steel	F1844	1917-27	1
S426	Starting crank handle pin	(Same as F3901)	70	F661	1917-27
S427	Starting crank handle spring	(Same as F3902)	15	T 520A	1917-27
S428	Starting crank handle spacer	(Same as F3909)	10	T 521	1917-27
S429	Starting crank handle spacer	Steel	F459	1917-27	1
S430	Starting crank handle spacer	Steel	F823	1917-27	1
S431	Starting crank handle spacer	1/2" dia. x 2 1/2"	05	F1823	1917-27
S432	Starting crank handle spacer	1/2" dia. x 2 1/2"	10	F1021	1917-27

Catalog No.	Name	Specifications	List Factory No.	Year	Unit
S-451-C					
S-452					
S-455					
S-456					
S-457					
S-461					
S-462					
S-463					
S-465					
S-466					
S-467					
S-468					
S-469-B					

DASH

Catalog No.	Name	Specifications	List Factory No.	Year	Unit
S451C	Dash with lining	Cotton webbing	F2266C	1917-27	2
S452	Dash cotton lining	1 1/2" x 1 1/8" (Order S155)	05	F1817	1917-27
S455	Dash split rivet	1/8" x 1 1/8" x 12 thds. (Order S258)	05	F1897	1917-27
S456	Dash cap screw	1/8" x 1 1/8" x 13 thds. (Order S202)	05	F1897	1917-27
S457	Dash gasket	Cast iron	4 50	F1789	1917-27
S459B	Clutch lever pin	1/8" x 1 1/8" x 13 thds. (Order S202)	1 25	F1758	1917-27
S461	Clutch lever bracket	Steel	2 50	F1760B	1917-27
S462	Clutch lever bracket bolt	Steel	90	F1759	1917-27
S463	Clutch lever bracket bolt	Steel	1 80	F1587	1917-27
S465	Clutch lever bracket bolt	Steel	60	F1761	1917-27
S466	Clutch lever bracket bolt	Steel	03	F1762	1917-27
S467	Clutch lever bracket bolt	Steel	03	F1853	1917-27
S468	Clutch lever bracket bolt	Steel	03	F1853	1917-27
S469-B	Clutch lever bracket bolt	Steel	03	F1853	1917-27

**Also supply one (1) each of S492B, S493B, S282B and S493D when replacing previous type dash not having ignition switch.



Catalog No.	Name	Specifications	List Factory No.	Year Unit
-------------	------	----------------	------------------	-----------

STEERING GEAR

ASSEMBLY

S475	Steering wheel rim	Steel	F1747	1917-27
S476	Steering wheel rim lockwasher	Steel	F1810	1917-26
S477	Steering wheel lockwasher	Steel	F 901E	1927
S478	Steering wheel spider	Cast iron	T5346	1917-27
S479B	Steering shaft and pinion	Cast iron	F1751	1920-27
S480	Steering shaft grease cup	(Use T2545)	F1748	1917-26
S481	Steering shaft nut	1 1/2" x 18 thds.	F1742	1917-27
S482	Steering sector	1 1/2" x 1 1/2"	T76A2	1917-27
S483	Steering sector pin	Malleable iron	F1745	1917-27
			F1731	1917-27
			F1738	1917-27

Catalog No.	Name	Specifications	List Factory No.	Year Unit
-------------	------	----------------	------------------	-----------

STEERING GEAR—Continued


S484	Steering arm-rear	Steel	F1635	1917-27
S485	Throttle control handle	Steel	F1784	1917-27
S486	Throttle con. lever conn.	Steel	F1785	1917-26
S487	Throttle control rod	Steel	F1818AR	1917-21
S488	Throttle control rod and cover assembly			
S488C	Throttle control rod Assy.		F3202	1922-27
S488D	Throttle control rod		F3201	1922-27
S489	Throttle control rod lever	Steel	F1818B	1922-27
S489B	Throttle control rod lever		F1654	1917-27
S490	Throttle con. rod lever pin	1 1/2" x 5/8"	F3394	1922-27
S491	Spark control rod support	Steel	F1786	1917-27
S492	Spark control rod support	Steel	F1655	1917-27
S492C	Spark control rod support		F1873AR	1917-23
S493B	Spark control rod lever		F1873C	1924-27
S493C	Spark control rod lever		F1875B	1917-27
S493D	Spark control rod bracket		F1818AR	1924
S494	Spark control rod and priming rod		F3188C	1924-27
S495	Plunger spring	Steel wire	F1188	1917-27
S496	Control rod spring retainer	Steel	F1150	1917-27
S497	Control rod spring retainer pin	1 1/2" x 1 1/2"	F1781	1917-27
S497B	Priming rod	Steel	F2037AR	1917-20
S497C	Priming rod	(Use with S1100)	F2037B	1921-25
S497D	Priming rod	(Use with S1100 & S1200)	F2037C	1924-26
S497E	Priming rod-front	(Use with S1100)	F2037D	1925-27
S498	Priming rod-plunger	(Use with S1000)	F2040	1925-26
S498B	Priming rod-front-bracket	(Use with S1000)	F2041	1925-26
S499	Needle valve adjusting rod	Steel	F2025AR	1917-21
S499B	Needle valve adjusting rod		F2025B	1922-27
S500	Throttle control rod yoke	Steel	F1915R	1917-21
S501	Throttle control rod cover Assy.		F3200	1922-27
S502	Throttle control rod spring		F3199	1922-27
S503	Throttle control rod friction disc		F3198	1922-27

RADIATOR

S526	Radiator top tank & lining	Cast iron	F3261	1917-27
S527B	Radiator top tank cover	1 (Replaces S527 & S530)	F1417	1917-27
S528	Radiator top tank cover nut	1/2" x 13 thds.	F1422	1917-27
S529	Radiator cover bolt	Steel	F1856	1917-27
S531	Radiator cover ring	1/2" x 28 thds.	F1421	1917-27
S532	Radiator tank cap	1/2" x 28 thds. & 8 x 10 thds.	F284	1917-27
S533	Radiator top tank stud	1/4" x 28 thds. & 8 x 10 thds.	F284	1917-27
S534	Radiator top tank nut	1/4" x 28 thds.	F2348	1917-27
S535	Rad. top tank cotton lining	1 1/2" x 1 1/2" x 20 thds.	(Order S155)	
S536	Rad. top tank cotton conn.	1/2" x 1 1/2" x 13 thds.	(Order S155)	
S538	Radiator tank cap screw	1 1/2" x 1 1/2" x 28 thds.	F2346	1917-27
S540	Radiator tank cap screw nut	1 1/2" x 28 thds.	(Order S409)	
S541	Radiator core assembly	Assembly	F 381	1917-27
S542	Rad. overflow tube & gland	Brass tube	F1832	1917-27
S543	Radiator strip—front	Steel	F1834	1917-27
S544	Radiator strip—rear	Steel	F1834	1917-27
S545	Radiator side member	Cast iron	F1837	1917-27
S546	Radiator bottom tank	Cast iron	F1853	1917-27
S547	Rad. bottom tank spacer	Steel	P2553	1917-27
S548	Rad. bottom tank cap screw	1/2" x 1 1/2" x 13 thds.	F1907	1917-27
S549	Radiator tank gasket	Yellowoid	F1508	1917-27
S550	Radiator top tank gasket	Copper, asbestos	F1508	1917-27
S551	Rad. bottom tank gasket	Copper, asbestos	F 708	1917-27
S552	Radiator fin		F 800	1917-27
S553	Radiator header—bottom		F2486	1917-27
S554	Radiator header—top		F 801	1917-27
S554	Radiator tube—small	1 1/2" x 1 1/2" x 20 thds.		
	Rad. conn. bolt	1 1/2" x 20 thds. (Order S208)		
	Rad. conn. bolt nut	1 1/2" x 20 thds. (Order S157)		
	Rad. conn. 1/2" lock washer	1 1/2" x 20 thds. (Order S158)		
	Rad. 1/2" lock washer	1/2" std. (Order S183)		

FAN

S575	FAN ASSEMBLY	Assembly	F1846	1917-27
S576	Fan shaft	Steel	F1514	1917-27
S577	Fan shaft nut	5/8" x 18 thds. (Order S58)	F2377	1917-27
S578	Fan shaft retainer	Steel	F2379	1917-27
S579	Fan blade assembly	Cast iron	F2442	1917-27
S580	Fan pulley	Cast iron	F2379	1917-27
S581	Fan pulley gasket	Yellowoid	F2454	1917-27
S582	Fan pulley dust ring	Steel stamping	F2575	1920-27
S583	Fan pulley plug	(Use T3880)	T633	1917-27
S584	Fan drive pulley	Cast iron	F1502	1917-27




Catalog No.	Name	Specifications	List	Factory No.	Year	Unit
-------------	------	----------------	------	-------------	------	------

FAN—Continued

S885	Fan drive pulley pin	Steel	\$ 0 05	F1575	1917-27	1
S886	Fan screw	1/4" x 1 1/2" x 20 thds.	05	F2438	1917-27	4
S889	Fan ball bearing	1 1/8" inside dia., 1 7/8" outside dia.	1	F1527	1917-27	2
S590	Fan washer	Steel	05	F1496	1917-27	1
S591	Fan belt	Special fabric, 1 1/8" x 3/8" thick	60	F1467	1917-27	1

HOLLEY VAPORIZER

S601	Mixer chamber assembly		7 00	F234-1R	1917-21	1
S602	Mixing chamber assembly		4 50	F1431	1922-25	1
S603	Mixer chamber	Cast iron	3 00	F234-2R	1917-21	1
S604	Mixing chamber	Cast iron	2 50	F14358	1922-25	1
S605	Mixing chamber cover	Steel	20	F10797R	1917-21	1
S606	Mixing chamber cover screw		30	F14373R	1922-25	1
S607	Mixing chamber to manifold cap screw	(Old No. 604B)	05	F15091AR	1917-25	1
S608	Mixer chamber gasket	Copper, asbestos	05	F221-58R	1917-25	1
S609	AIR VALVE	Brass	50	F220-60R	1917-25	1
S610	Air valve guide	Die casting	30	F10850AR	1917-25	1
S611	Throat choke tube	Die casting	25	F221-68R	1917-25	1
S612	Throat retainer screw	Steel	10	F220-65R	1917-25	1
S613	Shifter valve	Steel	50	F234-4R	1917-21	1
S614	Shifter valve button	Steel	05	F234-9R	1917-21	1
S615	Shifter valve plunger	Cast iron	03	F220-78R	1917-21	1
S616	Shifter valve spring	Cast iron	20	F234-7R	1917-21	1
S617	STRANGLING THROTTLE LEVER AND VALVE ASSEMBLY		50	F234-12R	1917-25	1



Catalog No.	Name	Specifications	List	Factory No.	Year	Unit
-------------	------	----------------	------	-------------	------	------

HOLLEY VAPORIZER—Continued

S616B	Strangling throttle lever and rod assembly	Steel	\$ 0 25	F14408AR	1922-25	1
S617	Strangling throttle plate	Steel	03	F220-93R	1917-25	1
S618	Strangling throttle plate pin	Brass	01	T6325A	1917-25	1
S619	Throttle lever assembly	Steel	60	F234-11R	1917-21	1
S620	Throttle plate	Steel	05	F1220AR	1917-21	1
S620B	Throttle plate pin	Order S-618	05	F143659AR	1922-25	1
S622	Vapor tube pack nut	Steel	10	F221-52	1917-25	1
S623B	Vapor tube packing	Brass	10	F14289R	1917-25	1
S623C	Vapor tube bushing	Steel	05	F14207R	1917-25	1
S624	Float chamber assembly	Steel, 1 7/8" x 1 1/2" x 3/2 thds.	5 00	F234-75R	1917-21	1
S624B	Float chamber cover	Cast iron	4 50	F15002AR	1922-25	1
S625	Float chamber	Cast iron	2 25	F234-17R	1917-21	1
S626	Float chamber cover	Steel	2 25	F15920R	1922-25	1
S626B	Float chamber cover	Cast iron	15	F12268R	1922-25	1
S627	Float chamber cover spring	Steel	50	F15268R	1922-25	1
S628	Float chamber cover screw	Steel, 1/4" x 1/2" x 20 thds.	05	F234-59R	1917-21	1
S628B	Float chamber cover screw	Steel, 1/4" x 1/2" x 20 thds.	03	F234-40R	1917-21	1
S629	Float chamber Welch plug	Steel	05	F15524	1922-25	1
S630	Float chamber	Steel stamping	30	F234-29R	1917-21	1
S631	Float	Copper	30	F15262AR	1922-25	1
S631B	Float	Copper	15	F15205	1922-25	1
S632	Float lever and clamp screw	Brass	15	F15211R	1922-25	1
S632B	Float lever and clamp screw	Brass	15	F15211R	1922-25	1
S633	Float lever pin	Brass	03	F234-61R	1922-25	1
S633B	Float valve lever pin	Brass	03	F234-83R	1922-25	1
S634	Float valve	Brass (Use T6220)	40	T234-83R	1922-25	1
S634B	Float valve	Brass	15	F234-4R	1917-21	1
S635	Float valve seal	Brass	15	F234-49R	1917-21	1
S635B	Float valve seal	Brass	20	F15377	1922-25	1
S636	Adjusting needle point and valve assembly	Brass	60	F234-80	1917-21	1
S637	Adjusting needle point and valve assembly	Brass	05	F234-81R	1917-21	1
S638	Adjusting needle point and valve assembly	Steel	15	F234-23R	1917-21	1
S639	Adjusting needle point and valve assembly	Brass	40	F234-56R	1917-21	1
S639B	Adjusting needle point and valve assembly	Brass	40	F234-56R	1917-21	1
S640	Adjusting needle point and valve assembly	Brass	45	F149149AR	1922-25	1
S641	Adjusting needle point and valve assembly	Brass	40	F234-67	1917-25	1
S642	Adjusting needle point and valve assembly	Brass	20	F10849R	1917-21	1
S643	Adjusting needle point and valve assembly	Copper, asbestos	03	F220-47R	1917-21	1
S644	Adjusting needle point and valve assembly	Steel	15	F220-43R	1917-21	1
S645	Adjusting needle point and valve assembly	Copper, asbestos	03	F220-44R	1917-21	1
S646	Adjusting needle point and valve assembly	Copper, asbestos	10	F16383	1917-25	1
S647	Adjusting needle point and valve assembly	Steel (Order S583)	03	F234-27R	1917-21	1
S648	Adjusting needle point and valve assembly	Steel (Order S583)	7 50	F234-76R	1917-21	1
S648B	Adjusting needle point and valve assembly	Steel (Order S583)	6 00	F14434AR	1922-25	1
S649	Adjusting needle point and valve assembly	Steel	1 50	F15001	1917-25	1
S650	Adjusting needle point and valve assembly	Steel	1 50	F234-71R	1917-21	1
S651	Adjusting needle point and valve assembly	Brass (Order S649B)	05	F10999	1917-25	1
S652	Adjusting needle point and valve assembly	Brass	05	F2919	1917-26	1
S653	Adjusting needle point and valve assembly	Steel (Use T6549)	05	T78	1917-26	1
S654	Adjusting needle point and valve assembly	Steel	02	F1044	1917-26	1
S655	Adjusting needle point and valve assembly	Steel	03	F1621	1917-25	1
S656	Adjusting needle point and valve assembly	Steel	03	F1043	1917-26	1
S657	Adjusting needle point and valve assembly	Copper, asbestos	4	F1043	1917-26	1

Fordson Tractor Parts Price List

Catalog No. Name Specifications List Factory No. Year Unit

HOLLEY VAPORIZER—Continued

S658... SHUNT VALVE LEVER ASSEMBLY

S659	Shunt valve lever stud	Steel	\$0 90	F234-73R	1917-21	1
S660	Shunt valve lever stud nut	Steel	10	F10837R	1917-21	1
S662	EXHAUST VALVE SHUNT VALVE ASSEMBLY	Brass	15	F10838R	1917-21	1
S662B	Shunt valve and pilot Assy.	Steel	50	F234-74R	1917-21	1
S664	Exhaust tube hange	Mail. Iron	45	F14435R	1922-25	1
S665	Exhaust tube	Steel, 2" dia.	25	F2200	1917-27	1
S666	Exhaust tube bracket	Steel	1	F1987	1917-27	1
S666	Exhaust tube bracket cap	Steel	10	F1996	1917-27	1
	Exhaust tube bracket cap screw	1/4" x 1" x 28 thds. (Order S588)	1			1

S674	Float chamber stud nut	3/8" (Same as T4806C)	01	T1943	1917-21	2
S675	Float chamber stud nut	1/2" x 24 (Same as T2503F)	02	T44	1917-24	2

S676B	Vapor tube complete	Steel	01	T1599	1917-23	2
S676C	Vapor tube	Steel	1 25	F14210R	1917-23	1
S677	Fuel inlet elbow	Brass (Same as T6154)	1 00	F14368AR	1923-24	1
S677	Fuel inlet elbow	Brass (Order S163)	15	T4859	1917-25	2

S679	Gasoline shut-off cock	Brass	20	F1935R	1917-23	1
S681	Mixing chamber plug	Steel (Order S163)	05	T6284R	1917-23	1
S681B	Mixing chamber elbow	Steel	03	F15760R	1917-25	2
S682	Throat retaining screw	Mail. Iron	00	F10924R	1917-25	2
S683	Shunt valve latch	Steel	20	F14355R	1917-25	2
S684	Throttle plate screw	Steel	01	F14356	1917-25	2
S685	Shunt valve latch pin	Steel	20	F14370R	1917-25	2
S686	Adj. needle nut	Steel	20	F16166AR	1917-25	2
S687	Float chamber throat screw	Brass	00	F14420	1917-25	2
S688	Manifold outlet and stud assembly	Steel	1 00	F14430R	1917-25	2


S689	Float chamber throat screw	Brass	15	F14605R	1917-25	2
S690	Mixing chamber cap screw	Brass	10	F15092AR	1917-25	2
S691	Float chamber governor	Steel	05	F15563A	1922-26	2
S692	Mixing chamber governor	Steel	03	F15737A	1922-26	2

S693	Mixing chamber governor hange cover screw	Steel	02	F15738A	1922-26	2
S694	Adj. needle gasket	Steel	01	F234-26R	1917-25	2
S695	Throttle stop lever plate	Steel	10	F14422	1922-25	2
S696	Throttle rod	Brass	20	F14367	1922-25	2
S697	Throttle stop screw	Steel (Same as T6170)	01	T4520BR	1917-25	2
S698	Throttle stop lever and rod Assy.	Steel	40	F14425A	1922-25	2
S699	Throttle stop lever plate stud	Steel	05	F14435	1922-26	2

KINGSTON VAPORIZER

S1002... MANIFOLD AND STUD ASSY.			6 50	F14434B	1924-26	
S1003	Manifold stud	Steel	10	F1503	1924-26	
S1004	Booster	Steel	50	F1462	1924-26	
S1005	Carburetor connection Assy.	Steel	2 75	F1500	1924-26	
S1006	Carburetor connection Assy.	Steel	1 85	F1283	1924-26	
S1007	Throttle disc	Steel	05	F1464	1924-26	
S1008	Throttle disc staple	Steel	01	F1064	1924-26	
S1009	Throttle stop lever and rod Assy.	Steel	60	F14425B	1924-26	

S1010	Throttle stop lever plate stud	(Order S699)			1924-26	
S1011	Mixing chamber governor hange cover	(Order S691)			1924-26	
S1012	Mixing chamber governor hange cover gasket	(Order S692)			1924-26	
S1013	Mixing chamber governor hange cover gasket	(Order S693)			1924-26	
S1014	Carburetor body Assy.	(Order S694)			1924-26	
S1015	CARBURETOR ASSY.	(Used with S1020B and S1024B)	5 00	F1490-A2	1924-26	
S1016	Carburetor body Assy.	(Order S695)	2 50	F1492B	1924-26	
S1017	Strangling throttle lever and rod Assy.	(Order S1008)	30	F14408B	1924-26	
S1018	Strangling throttle disc	(Order S1008)	05	F1465	1924-26	
S1019	Strangling throttle disc staple	(Order S1008)			1924-26	
S1020	Low speed needle, head and stem Assy.	3/8"-20 thd.	90	F1511AR	1924	




KINGSTON VAPORIZER—Continued

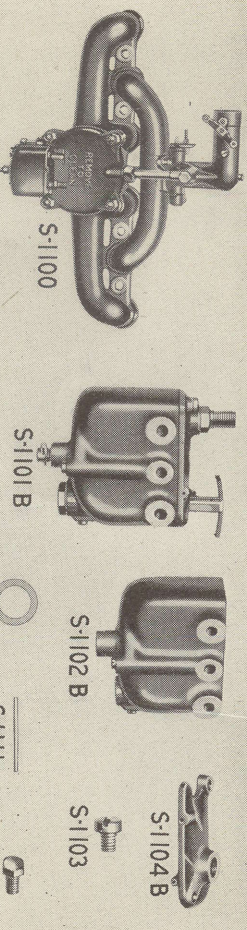
Part No.	Name	Specifications	List Price	Factory No.	Year	Unit
S1020B	Low speed needle, head and stem assy.	1/8" - 20 thd.	\$ 0 90	F1511B	1924-26	1
S1021	Low speed tube plug nut	1/8" - 20 thd.	15	F1438R	1924-26	1
S1022	Low speed binder post		10	F1269R	1924	1
S1023	High speed needle and head assy.		40	F14914B	1924	1
S1024	High speed needle stem binder post		20	F1338AR	1924	1
S1024B	High speed needle stem binder post		20	F1338B	1924-26	1
S1026	Fuel cup	(Order S1022)	50	F1430	1924	1
S1027	Fuel cup gasket—upper		03	F1018	1924-26	1
S1028	Fuel cup gasket—lower	(Same as T6157B)	05	T6367F	1924-26	1
S1029	Fuel cup clamp nut	(Same as T6169B)	10	T4810D	1924-26	1
S1030	Fuel cup clamp nut		50	F15272B	1924-26	1
S1031	Air valve		40	F1254	1924-26	1
S1032	Air valve shaft and plug assy.		20	F1250	1924-26	1
S1033	Air valve stop assy.		15	F1495	1924-26	1
S1034	Drain valve assy.	(Same as T6169)	10	T6329B	1924-26	1
S1035	Drain valve body clamp nut	(Same as T6162)	05	T6395	1924-26	1
S1036	Drain valve nut	(Same as T6151)	15	T6328C	1924-26	1
S1038	Gasoline inlet elbow	(Order S189)	20	T6321DR	1924-26	1
S1039	Floater valve seat		30	T6324CR	1924-26	1
S1040	Floater valve needle assy.		03	F15313B	1924-26	1
S1041	Venturi		1	F1425	1924-26	1
S1042	Intake manifold floater		45	F10850B	1924-26	1
S1043	Screw for fastening venturi		10	F1463	1924-26	1
S1044	Carburetor connection to manifold gasket		05	F1427	1924-26	1
S1045	Carburetor connection to manifold cap screw		05	F1493	1924-26	1
S1046	Carburetor connection to carburetor cap screw		03	F1042	1924-26	1
S1047	Carburetor connection to carburetor cap screw nut	(Order S672)				
S1048	Carburetor connection to carburetor gasket		03	F881	1924-26	1
S1049	Strainer body		20	F1442R	1924	1
S1050	Strainer gasket		03	F1543R	1924	1
S1051	Strainer post		15	F1500R	1924	1
S1052	Strainer screen		05	F1318R	1924	1
S1053	Strainer cap		10	F1317R	1924	1
S1054	Strainer cap gasket		02	F1316R	1924	1
S1055	Heat valve lever		10	F1504	1924-26	1
S1056	Heat valve disc		05	F1505	1924-26	1
S1057	Heat valve staple		03	F1506	1924-26	1
S1058	Venturi lock screw gasket		02	F1507	1924-26	1

HOLLEY VAPORIZER

Part No.	Name	Specifications	List Price	Factory No.	Year	Unit
S1100	VAPORIZER COMPLETE		15 00	F1175C	1925-27	1
S1101B	FLOAT CHAMBER ASSY.		5 00	F15002C	1925-27	1
S1102B	Fuel passage plug and bracket assy.	(Order S687)	3 00	F19101B	1925-27	2
S1104B	Floater chamber cover and drain valve plug and handle assy.	(Order S645)	65	F19102B	1925-27	1
S1106	Adjusting needle assy.	(Order S634B)	45	F14916B	1925-27	1
S1107	Floater valve assy.		15	F18806	1925-27	1
S1108	Adjusting needle seat assy.		30	F15272C	1925-27	1
S1109	Floater and lever assy.	(Same as T6205)	02	T6367B	1925-27	1
S1110	Adj. needle seat plug gasket		02	T6367B	1925-27	1
S1111	Floater pin	(Order S633B)	10	F17641	1925-27	1
S1112	Floater chamber cover screw	(Order S628B)	03	F18690	1925-27	1
S1113	Floater valve seat	(Order S635B)	10	F1616B	1925-27	1
S1114	Floater chamber cover gasket		10	F1804	1925-27	1
S1115	Adjusting needle bushing		5	F1431B	1925-27	1
S1116	Adjusting needle seat		30	F14408C	1925-27	1
S1117	MIXER CHAMBER ASSY.		10	F17641	1925-27	1
S1118	Strangling lever and rod assy.	(Order S698)	10	F14462	1925-27	1
S1119	Throttle lever and rod assy.		01	F14469	1925-27	1
S1120	Mixer chamber primer assy.	(Order S684)	10	F12589	1925-27	1
S1121	Strangling throttle plate pin	(Order S695)	50	F17637	1925-27	1
S1122	Throttle plate screw	(Order S699)	50	F17637	1925-27	1
S1123	Throttle stop lever plate		05	F17639	1925-27	1
S1124	Throttle stop lever plate stud		05	F17639	1925-27	1
S1125	Air valve					
S1126	Air valve					
S1127	Air valve shaft retainer screw					

Fordson Tractor Parts Price List





Catalog No.	Name	Specifications	List Factory No.	Year	Unit
S-1106	Carburetor				
S-1107	Carburetor				
S-1108	Carburetor				
S-1109	Carburetor				
S-1110	Carburetor				
S-1111	Carburetor				
S-1112	Carburetor				
S-1113	Carburetor				
S-1114	Carburetor				
S-1115	Carburetor				
S-1116	Carburetor				
S-1117	Carburetor				
S-1118	Carburetor				
S-1119	Carburetor				
S-1120	Carburetor				
S-1121	Carburetor				
S-1122	Carburetor				
S-1123	Carburetor				
S-1124	Carburetor				
S-1125	Carburetor				
S-1126	Carburetor				
S-1127	Carburetor				
S-1128	Carburetor				
S-1129	Carburetor				
S-1130	Carburetor				
S-1131	Carburetor				
S-1132	Carburetor				
S-1133	Carburetor				
S-1134	Carburetor				
S-1135	Carburetor				
S-1136	Carburetor				
S-1137	Carburetor				
S-1142	Carburetor				
S-1148	Carburetor				
S-1149	Carburetor				
S-1150	Carburetor				
S-1151	Carburetor				
S-1152	Carburetor				

HOLLEY VAPORIZER—Continued

Catalog No.	Name	Specifications	List Factory No.	Year	Unit
S1128	Mixer chamber				
S1129	Mixer chamber plug				
S1130	Strangling throttle lever stop screw				
S1131	Throttle plate				
S1132	Strangling throttle plate				
S1133	Governor hange cover				
S1134	Governor hange cover screw				
S1135	Governor hange cover gasket				
S1136	MANIFOLD AND STUD ASSEMBLY				
S1137	Mixer to manifold screw lock washer				
S1138	Stud nut				
S1139	Vapor outlet tube				
S1140	Vapor outlet tube nut				
S1141	Manifold vaporizing plate bushing				
S1142	Manifold cover				

Fordson Tractor Parts Price List


Catalog No.	Name	Specifications	List Factory No.	Year	Unit
S1143	Float chamber screw				
S1144	Fuel jet				
S1145	Mixer chamber to manifold screw				
S1146	Mixer chamber to manifold gasket				
S1147	Manifold cover plate bushing				
S1148	Manifold vaporizing plate				
S1149	Manifold cover plate				
S1150	Primary air tube				
S1151	Float chamber gasket				
S1152	Manifold cover stud				
S1153	Exhaust pipe flange stud				

HOLLEY VAPORIZER—Continued

Catalog No.	Name	Specifications	List Factory No.	Year	Unit
S1200	Vaporizer assy.				
S1201	Manifold and stud assy.				
S1202	Mixing chamber assy.				
S1203	Mixing chamber				
S1204	Choke throttle lever and rod assy.				
S1205	Choke throttle disc				
S1206	Air valve assembly				
S1207	Air valve shaft assembly				
S1208	Air valve shaft plug				
S1209	Mixing chamber primer plug				
S1210	Throttle stop lever and rod assy.				
S1211	Throttle disc				
S1212	Throttle lever stop screw				
S1213	Mixing chamber to manifold gasket				
S1214	Mixing chamber to manifold cap screw				
S1215	Initial air inlet tube				
S1216	Vaporizer outlet pipe				
S1217	Manifold cover assy.				
S1218	Fuel jet				
S1219	Manifold cover gasket				
S1220	Manifold cover cap screw				
S1221	Manifold cover assy.				
S1222	Manifold cover cap screw				
S1223	Manifold cover assy.				
S1224	Manifold cover gasket				
S1225	Manifold cover cap screw				
S1226	Manifold cover assy.				
S1227	Manifold cover gasket				
S1228	Manifold cover cap screw				
S1229	Manifold cover assy.				
S1230	Manifold cover cap screw				
S1231	Manifold cover assy.				
S1232	Manifold cover gasket				
S1233	Manifold cover cap screw				
S1234	Manifold cover assy.				
S1235	Manifold cover gasket				

KINGSTON VAPORIZER

Catalog No.	Name	Specifications	List Factory No.	Year	Unit
S1200	Vaporizer assy.				
S1201	Manifold and stud assy.				
S1202	Mixing chamber assy.				
S1203	Mixing chamber				
S1204	Choke throttle lever and rod assy.				
S1205	Choke throttle disc				
S1206	Air valve assembly				
S1207	Air valve shaft assembly				
S1208	Air valve shaft plug				
S1209	Mixing chamber primer plug				
S1210	Throttle stop lever and rod assy.				
S1211	Throttle disc				
S1212	Throttle lever stop screw				
S1213	Mixing chamber to manifold gasket				
S1214	Mixing chamber to manifold cap screw				
S1215	Initial air inlet tube				
S1216	Vaporizer outlet pipe				
S1217	Manifold cover assy.				
S1218	Fuel jet				
S1219	Manifold cover gasket				
S1220	Manifold cover cap screw				
S1221	Manifold cover assy.				
S1222	Manifold cover cap screw				
S1223	Manifold cover assy.				
S1224	Manifold cover gasket				
S1225	Manifold cover cap screw				
S1226	Manifold cover assy.				
S1227	Manifold cover gasket				
S1228	Manifold cover cap screw				
S1229	Manifold cover assy.				
S1230	Manifold cover cap screw				
S1231	Manifold cover assy.				
S1232	Manifold cover gasket				
S1233	Manifold cover cap screw				
S1234	Manifold cover assy.				
S1235	Manifold cover gasket				



Catalog No.	Name	Specifications	List Factory No.	Year Unit
-------------	------	----------------	------------------	-----------

AIR WASHER

S700B	AIR WASHER ASSY.	(Used with S180).	\$12 00	F1994B 1917-27
S701	Air washer bowl	Cast iron.	6 00	F1879 1917-27
S702	Air washer cover	Cast iron.	1 60	F1880 1917-27
S703	Air washer cover gasket	Yellumoid or cork	05	F2196 1917-27
S704	Air washer baffle plate	Brass.	35	F2546 1917-27
S706	Air washer filler plug	(Order S254)	1	F1883 1917-27
S707	Air washer drain plug	Die casting (Order S254)	1	F1883 1917-27
S708	Air washer tube flange	Cast iron.	1 20	F1883B 1917-27
S709	Air washer tube flange gasket	Copper, asbestos	03	F1885 1917-27
S710	Air washer tube—small	Yellumoid	03	F2030 1917-27
S711	Air washer tube—large	Sheet iron	25	F1882AR 1917-27
S712	Air washer tube—small	Sheet iron	20	F1882B 1917-27
S713	Air washer tube—large	Sheet iron	25	F1881B 1917-27
S714	Air washer tube felt collar	(Kingston)	25	F1881C 1917-27
S715	Air washer tube felt collar	(Used with S1100 & S1200)	25	F1881D 1917-27
S716	Air washer cover cap screw	Felt.	05	F2010B 1917-27
S717	Air washer cover cap screw	$\frac{1}{4}$ " x $1\frac{1}{2}$ " x 28 thds. (Order S538)	4	

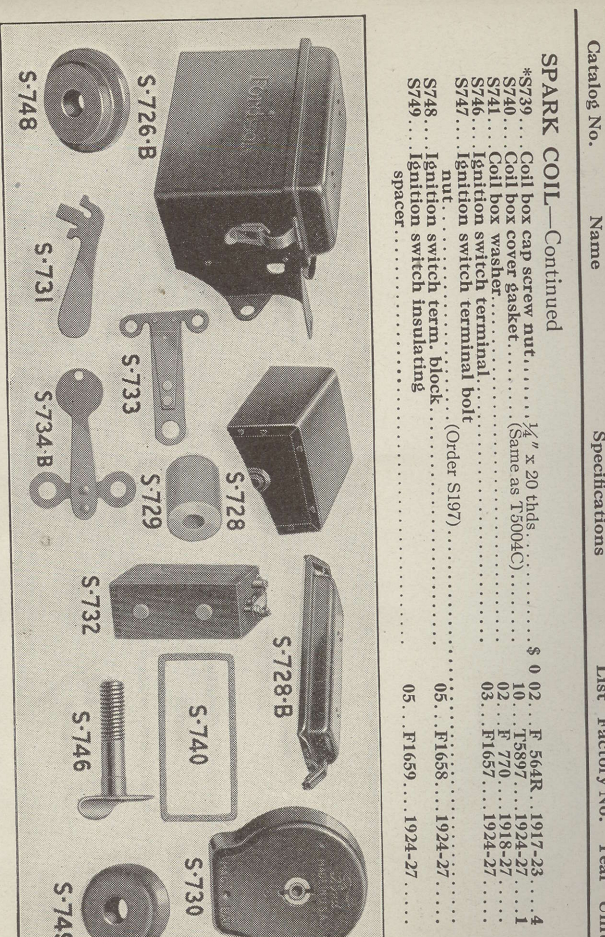
AIR WASHER

S714	Air washer hange cap screw	$\frac{1}{4}$ " x 28 thds. (Order S404)	03	F 608 1917-27
S715	Air washer bowl cap screw	$\frac{1}{4}$ " x $1\frac{1}{4}$ " x 20 thds. (Order S185)	2	
S716	Air washer bowl screw	$1\frac{1}{2}$ "—13 threads	05	F2994 1923-27
S717	Air washer float assembly	$\frac{1}{16}$ " x $2\frac{1}{8}$ " x 12 thds.	05	F1886 1917-27
S718	Air washer elbow plug	Assembly	1 50	F2177 1917-27
S719	Air washer filler plug	(Same as 3019B) Rubber	02	F1919 1924-27
			15	F1884BR 1917-27

SPARK COIL

S725B	COIL		11 00	F2012B 1917-27
S726B	Coil box with cover		4 00	F2360B 1917-27
S727	Coil box cover	(Use T5004)	30	F7910 1917-18
S728	Coil box cover		70	F355AR 1919-24
S728B	COIL BOX COVER ASSY.	(Same as T5004B)	50	F7910B 1924-27
S729	Coil box terminal sleeve	Porcelain	03	F1914R 1917-24
S730	Coil switch assembly	(Same as T5010)	80	F5873R 1917-18
S731	Coil switch lever	(Same as T5006)	05	F5815A 1917-18
S732	Coil unit	(Same as T5007)	1 50	F5845 1917-27
S733	Coil vibrator bridge with contact point	(Same as T5009)	08	F6702 1917-27
S734B	Coil vibrator and lower bridge assembly	(Same as T5008B)	06	F6737B 1917-27
S737	Coil box stud nut		05	F2921 1917-27
S738	Coil box cap screw	$\frac{1}{4}$ " x $3\frac{1}{4}$ " x 20 thds. (Order S714)	03	F2922 1917-27

†Used on Tractors without breather on dash. **Used with Tractors having breather on dash.
 ††Beginning with Tractor 213,300. *Used on Tractors up to No. 31,807.
 ††For use on Air Washer when threads are worn so S254 cannot be used.



SPARK COIL—Continued

*S739	Coil box cap screw nut	$\frac{1}{4}$ " x 20 thds.	\$ 0 02	F 564R 1917-23
S740	Coil box cover gasket	(Same as T5004C)	10	F5897 1924-27
S741	Coil box washer		02	F 770 1918-27
S742	Coil switch terminal		03	F1657 1924-27
S743	Ignition switch terminal bolt	(Order S197)	05	F1658 1924-27
S744	Ignition switch terminal nut		05	F1658 1924-27
S745	Ignition switch terminal spacer		05	F1659 1924-27


WIRING

S750B	Spark plug wire	(Cyls. No. 1 & 2)	10	F1211 1917-26
S751B	Spark plug wire	(Nos. 3 and 4 cyl.) Use T5027	10	T1366R 1917-26
	Spark plug wire	(Cyls. No. 2 & 3) (Order S750B)	10	F1209 1927
S751D	Spark plug wire	(Cyls. No. 1 & 4)	10	F1215R 1917-24
S752	Magneto to coil wire	Use with S725	10	F1215R 1917-26
S753	Magneto to coil wire	(Order S751D)	50	F1214B 1917-26
S733B	Commutator wire assembly	4-way cable	55	F1214B 1927
S734	Commutator wire support	Steel	03	F2108R 1917-26
S735	Magneto to switch wire assy.		15	F1216 1924-27
S736	Wiring clamp		20	F 135 1927
S737	Wiring clamp screw		03	F2285 1927
S738	Wiring clamp screw washer	(Order S675)	2	

SEAT

S750-B	SEAT	Steel	1 00	F1743 1917-27
S751-B	SEAT	Steel	1 00	F1633 1917-27
S752	SEAT	Steel	03	F1624 1917-27
S753	SEAT	Steel	02	F1729 1917-27
S754	SEAT	(Same as T1114B)	15	F1746 1917-27
S755	SEAT	(Order S185)	15	F1746 1917-27
S756	SEAT	$\frac{3}{4}$ " std.	02	F2191 1917-27

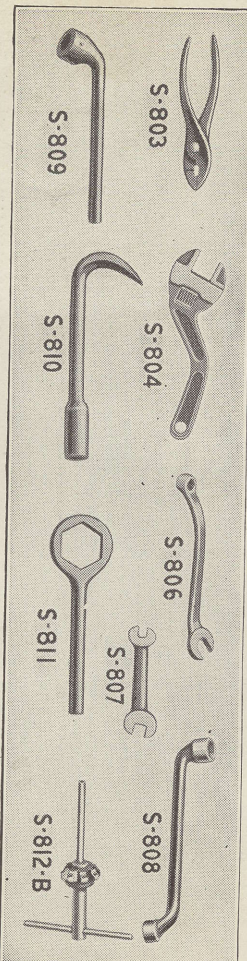
*Used on Tractors up to No. 31,807.



Catalog No.	Name	Specifications	List Factory No.	Year Unit
-------------	------	----------------	------------------	-----------

TOOLS

S800	Tool box assembly	1 1/2" x 1 1/2" x 13 thds.	Order S243	1917-27	1
	Tool box cap screw	1/2" x 1 1/2" x 13 thds.	Order S243	1917-27	1
	Tool box washer	8"	(Order S546)	1917-27	2
S803	Pliers	9"	F1903	1917-27	1
S804	Wescott wrench	8"	F1904	1917-27	1
S806	Combination spark plug and crankcase bolt wrench	(Same as T2335)	F1984	1917-27	1
S807	Wrench for 1 1/8" and 1/2" nut	Steel	T5893	1917-27	40
S808	Wrench for 1 1/8" cap screw	Steel	F2095	1917-27	20
S809	Wrench for 1/2" cap screw	Steel	F2372	1917-27	60
S810	Kear wheel wrench	Steel	F2366	1917-27	75
S811	Kear wheel bar	Steel	F2097	1917-27	1
S812	Front hub cap wrench	Steel	F2197	1917-27	1
S812B	Valve seat reamer	Steel	F2197	1917-27	1
			5Z459	1917-27	1



BELT PULLEY ATTACHMENT

PULLEY ATTACHMENT COMPLETE


S901	Pulley drive gear (and shaft)	\$22 00	F2451A	1917-27	
S902	Pulley drive gear housing	9 00	F1389	1917-27	
S903	Drive pulley assembly	4 00	F2429	1917-27	
S904	Drive pulley bushing	6 00	F3130A1	1917-27	
S907	Pulley drive packing assy.	85	F3131	1917-27	
		25	F3125	1924-27	
	Pulley drive gear nut	(Order S68)			
	Pulley drive gear washer	(Order S67)			
	Pulley drive gear bearing—outside	(Order S350)			
	Pulley drive gear bearing—inside	(Order S108)			

EXTENSION RIM

EXTENSION RIM ASSEMBLY COMPLETE

S910	Extension rim bolts, nuts, washers and spacers for attaching	15 00	F2450	1917-27	2
S910B	Extension rim assembly less bolts, nuts, washers and spacers	14 25	F2448	1917-27	2
S911	Extension rim cleat	25	F2512	17-27	10 per rim
S912	Extension rim bolt	3/8" x 1 1/2" x 20 thds.	(Order S157)	14 per rim	
S915	Extens. rim bolt lock washer	1/8" x 20 thds.	(Order S157)	14 per rim	
S916	Extension rim spacer nut	3/8" std.	(Order S156)	14 per rim	
	Extension rim cleat rivet	3/8" x 1 1/4" std.	F2513	17-27	14 per rim
			F 634	17-27	20 per rim

†Not subject to regular discount.




Catalog No.	Name	Specifications	List Factory No.	Year Unit
-------------	------	----------------	------------------	-----------

TRACTOR COVER

S920	Tractor cover	Canvas	\$ 3 50	F2187B	1917-27	1
------	---------------	--------	---------	--------	---------	---

GROUSER

S925	Grouser		60	F2297	1920-27	28
S926	Grouser bolt		05	F2095	1920-27	84
S927	Grouser bolt nut		02	F2096	1920-27	84



FENDER

S931B	Fender—right		120 00	F3000B	1924-27	1
S932B	Fender—left		120 00	F3001B	1924-27	1
S933	Fender iron—right	Steel	2 25	F3024	1924-27	1
S934	Fender iron—left	Steel	2 25	F3025	1924-27	1
S935	Fender iron to dash bolt—long	1/4" — 20 thds.	05	F3032	1924-27	2
	Fender iron to dash bolt—short			(Order S208)		
S938	Fender iron to dash bolt nut			(Order S157)		
S938	Fender iron to dash bolt lock washer	(Same as T3078C)				
S939	Fender axle bracket	Malleable iron	1 00	F3015	1924-27	2

†Not subject to regular discount.

Catalog No. Name Specifications List Factory No. Year Unit

FENDER—Continued

S940	Fender axle bracket clamp. Steel— $\frac{3}{4}$ "—16 thds.	\$ 0 40	F3018B	1924-27	2
	Fender axle brkt. clamp nut. (Order S481)			1924-27	2
S942	Fender step	1 00	F3027AR	1924-26	1
S942B	Fender step	1 00	F3027C	1927	1
S943	Fender step bolt	03	T5510	1924-27	2
S943B	Fender step to support bolt	03	T340	1924-27	4
S944	Fender step bolt nut	02	T1363	1924-27	4
S945	Fender step bolt lock washer	01	T7254	1924-27	8
S947	Fender rear support—right	1 75	F3050BR	1924-26	1
S947B	Fender rear support—left	1 75	F3050C	1927	1
S948	Fender rear support—left	1 75	F3051BR	1924-26	1
S948B	Fender rear support—left	1 75	F3051C	1927	1
S949	Fender support bolt—long	02	F3029	1924-27	8
S950	Fender support bolt—short	01	T1897	1924-27	4
	Fender support bolt nut			1924-27	12
	Fender support bolt lock washer				12
†S960	Fender step block	05	F3028	1924-26	2
†S961	Fender adapter	2 50	F2976R	1917-24	1
†S962	Adapter cap screw—short	03	F582R	1917-24	4
†	Adapter cap screw—long				2
†	Adapter cap screw washer				2
†	Adapter bolt				6
†	Adapter bolt nut				6
†	Adapter bolt lock washer				6

PAINT

M210	Gray paint— $\frac{1}{2}$ gal. can	2 00			
M210	Red paint— $\frac{1}{2}$ gal. can	13 25			
M210	Red paint—1 qt. can	1 00			
M213	Black paint— $\frac{1}{2}$ pt. can	1 40			

COTTER PINS

Name	Price	Factory No.
* $\frac{1}{16}$ " x $\frac{3}{8}$ " cotter pin	\$0 05 per doz.	T7992
** $\frac{1}{16}$ " x $\frac{1}{2}$ " cotter pin	03	T 544
** $\frac{3}{32}$ " x $\frac{1}{2}$ " cotter pin	03	T 753
** $\frac{3}{32}$ " x $\frac{1}{2}$ " cotter pin	03	T 421
** $\frac{3}{32}$ " x $\frac{1}{2}$ " cotter pin	03	T 614
** $\frac{3}{32}$ " x $\frac{1}{2}$ " cotter pin	03	T 82
** $\frac{3}{32}$ " x $\frac{1}{2}$ " cotter pin	05	T1328
** $\frac{3}{32}$ " x $\frac{1}{2}$ " cotter pin	05	F1592
** $\frac{3}{32}$ " x $\frac{1}{2}$ " cotter pin	05	F1671
** $\frac{3}{32}$ " x $\frac{1}{2}$ " cotter pin	05	F1593
** $\frac{3}{32}$ " x $\frac{1}{2}$ " cotter pin	10	F2475R

†Not subject to regular discounts.

††Used when installing fenders on Tractors without breather on dash.

*#0.25 per gross—0.75 per thousand.

**#0.20 per gross—0.30 per thousand.

JOHN BORNMAN & SON
DETROIT

PRINTED IN U. S. A.

