

Fordson

TRADE MARK

TRACTOR

PARTS

PRICE LIST

Effective August 1, 1926

Seward Motor Company
DETROIT, MICHIGAN

Fordson

TRADE MARK

TRACTOR

Parts Price List


Effective August 1, 1926

Prices subject to change without notice



Ford Motor Company
DETROIT, MICH.

Fordson Tractor Parts Price List



Instructions for Ordering Parts

1. Always give number of Tractor; it is stamped on the motor on the right-hand side. (See Plate above.)
2. Always give number and name of each part ordered.
3. All prices net f. o. d. Branch, Factory or Dealer.
4. Specify whether shipments are to be forwarded by mail, express or freight.
5. Orders for parts should be written separately from correspondence pertaining to other matters.
6. Parts should be ordered from Dealer.




Copyright, 1926
Ford Motor Company
Detroit, Mich.

Fordson Tractor Parts Price List

I N D E X	
	PAGE
Air Washer.....	25, 26
Axle (Front).....	6
Axle (Rear).....	5
Brake.....	12, 14
Clutch.....	15
Coil (Spark).....	26, 27
Commutator.....	11
Cotter Pins.....	30
Cover (Tractor).....	29
Dash.....	15
Fan.....	18, 19
Fender.....	29
Foot Bracket.....	27
Gasoline Tank.....	8, 10
Gear Shifter.....	14
Grouser.....	29
Kerosene Tank.....	8
Magneto and Flywheel.....	11
Motor.....	10, 11
Pulley (Belt).....	28
Radiator.....	16, 17, 18
Rim (Extension).....	29
Seat.....	27
Starting Crank.....	15
Steering Gear.....	16
Tools.....	27, 28
Transmission.....	12
Vaporizer (Holley).....	19, 21, 24, 25
Vaporizer (Kingston).....	22
Wheels.....	6, 7
Wiring.....	27

Price List of Fordson Tractor Parts

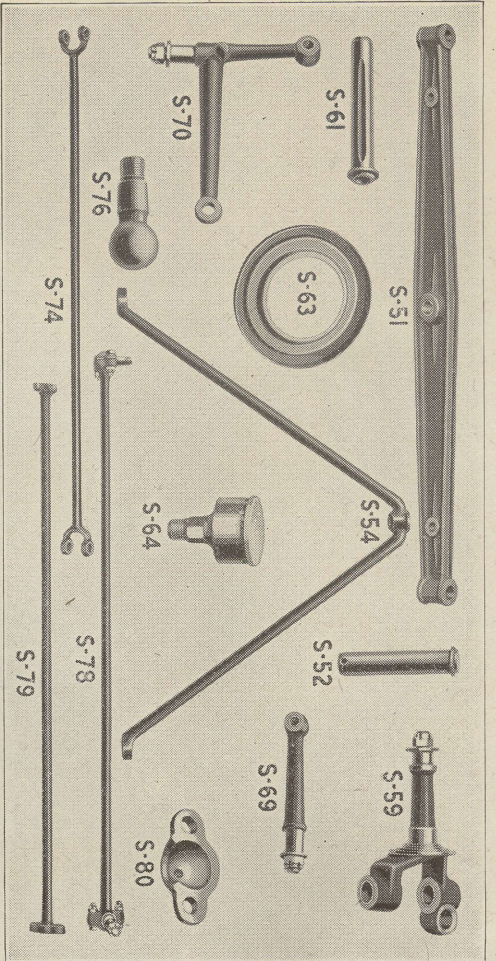


Catalog No.	Name	Specifications	List	Factory No.	Year	Unit
-------------	------	----------------	------	-------------	------	------

REAR AXLE

S1B	Rear axle shaft and gear	Cast iron	\$ 8 00	F1305B	1926	2
S2	Rear axle housing—R or L	$\frac{3}{8}$ " x $1\frac{1}{2}$ " x 12 tnds.	15 00	F1674	1917-26	2
S3	Rear axle housing cap screw	Paper	03	F1648	1917-26	24
S4	Rear axle housing gasket	Paper	43	F1693	1917-26	2
S5	Rear axle roller bearing	Steel	1 30	F2083	1917-26	2
S6	Rear axle roller brg. sleeve	Steel	33	F2086	1917-26	2
S7	Rear axle shaft brg. cover	Steel	03	F1680	1917-26	2
S8B	Rear axle shaft felt	Steel	03	F1682B	1922-26	2
S9B	Rear axle shaft felt retainer	Steel	03	F1629B	1922-26	2
S10	Rear axle housing plug	Steel	03	F1320	1917-26	2
S13	Differential gear lock ring	$\frac{1}{2}$ " pipe plus	03	F1340	1917-26	2
S14	Differential pinion spider	Steel	03	F1341	1917-26	1
S15	Differential pinion	Cast iron	3 50	F1343	1917-26	1
S16	Differential housing bolt	$\frac{1}{2}$ " x $2\frac{1}{8}$ " x 20 tnds.	4 00	F1153	1917-26	12
S17	Differential housing bolt	$\frac{1}{2}$ " x 20 tnds.	05	F1157	1917-26	12
S18	Differential housing ball bearing	$\frac{3}{8}$ " dia. inside, $6\frac{1}{8}$ " dia. outside	10	F 507	1917-26	12
S19	Differential housing ball bearing	$\frac{3}{8}$ " dia. inside, $6\frac{1}{8}$ " dia. outside	12 00	F1526	1917-26	12
S20B	WORM GEAR	Bronze—51 teeth	22 00	F1294B	1920-26	1
S21C	Worm (deep splined)	Steel—9 lead	13 00	F1528C	1922-26	1
S22C	Worm shaft thrust roller brg.	Steel	16 00	F1524T	1917-26	1

*Beginning with tractor No. 263,810.



Catalog No	Name	Specifications	List	Factory No.	Year	Unit
------------	------	----------------	------	-------------	------	------

REAR AXLE—Continued

S25	Worm nut	1 1/2" x 12 thds.	\$3 50	F1400	1917-26	1
S26	Worn shaft thrust roller bearing race		2 50	F3114	1917-26	1


FRONT AXLE

S81	Front axle—with bushing	Steel	7 00	F2272	1917-26	1
S82	Front axle trunnion	1 x 4 3/4"	30	F1450	1917-26	1
S83	Front axle trunn. bushing	Steel	50	F1451	1917-26	1
S84	RADIUS ROD—WITH BUSHING	Steel	2 50	F2273	1917-26	1
S85	Radius rod bushing	Steel	05	F1482	1917-26	1
S86	Radius rod pin	3/8 x 3 1/8"	15	F1483	1917-26	1
S87	Radius rod bolt	1/2 x 2 3/8 x 18 thds	10	F1484	1917-26	1
S88	Radius rod bolt nut	(Same as T2988)	08	T 124	1917-26	2
S89	SPINDLE BODY	Steel	4 00	F2309	1917-26	2
S90	Spindle body bushing	Steel	10	F1609	1917-26	2
S91	Spindle pin	1 7/8 x 6 1/4"	50	F1607	1917-26	2
S92	Spindle pin washer	Steel	05	F1609	1917-26	2
S93	Front wheel dust ring	(Same as T2979)	10	F2509	1917-26	2
S94	Spindle felt grease cup		15	T 195	1917-19	2
S95	Spindle felt container	Felt (used on 1st 35000 trs)	10	F1640	1917-19	2
S96	Spindle felt container	Steel (used on 1st 35000 trs)	05	F1608R	1917-19	2
S97	Spindle washer	Steel	03	F1611	1917-26	2
S98	Spindle nut	Steel	05	F 686	1917-26	2
S69	SPINDLE ARM FRONT—RIGHT—ASSEMBLY	2 3/4" x 16 thds	1 00	F2311	1917-26	1
S70	SPINDLE ARM FRONT—LEFT—ASSEMBLY		2 00	F2312	1917-26	1
S71	Spindle arm bushing	Steel	05	F1328	1917-26	2
S72	Spindle arm washer	Steel (Order S67)				2
S73	Spindle arm nut	3/4" x 16 thds (Order S68)				2
S74	Spindle connecting rod	Steel	1 30	F1586	1917-26	1
S75	Spindle conn. rod yoke pin	3/8" x 2 7/8"	10	F1339	1917-26	2
S76	Spindle arm ball nut	Steel	30	F1614	1917-26	2
S78	STEERING GEAR CONN.—ROD ASSEMBLY	5/8" x 18 (Order S58)	3 00	F2224	1917-26	1
S79	Steering gear conn. rod	Steel	1 75	F1809	1917-26	1
S80	Steering gear conn. rod cap bolt	Steel	20	F 427	1917-26	2
S81	Steering gear conn. rod cap bolt	1/8" x 1 1/2" x 20 thds	05	F1733	1917-26	4
S82	Steering gear conn. rod cap nut	1/8" x 20 thds	05	F1999	1917-23	4

WHEELS

S100	FRONT WHEEL ASSEMBLY	Steel	14 00	F2039	1917-26	2
S101	Front wheel hub cap	Steel	20	F1603	1917-26	2
*S102	Front wheel spindle bearing outside—cup	2 1/8" dia. outside	45	F2600	1917-26	2

*Beginning with tractor No. 32,764.

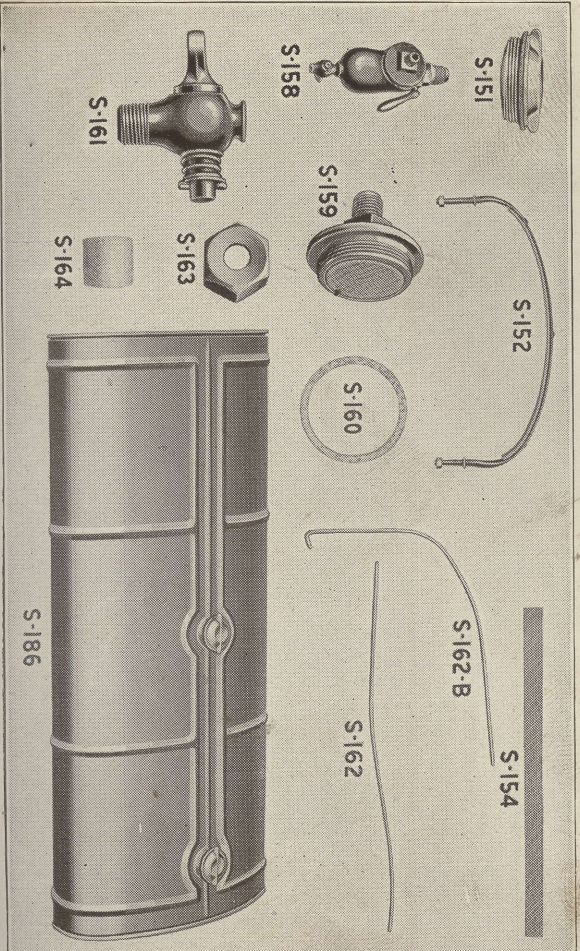


Catalog No.	Name	Specifications	List	Factory No.	Year	Unit
-------------	------	----------------	------	-------------	------	------

WHEELS—Continued

*S103	Front wheel spindle bearing outside—cone and roller	1 1/8" dia. inside	\$1 00	F2601	1917-26	2
*S104	Front wheel spindle bearing inside—cup	3 1/8" outside dia.	80	F2602	1917-26	2
*S105	Front wheel spindle bearing inside—cone and roller	1 1/8" inside dia.	1 75	F2603	1917-26	2
S106	Front wheel spindle washer	1 1/8" dia. inside, 2 1/8" dia. outside	05	F2574	1917-26	2
S107	Front wheel ball bearing	1 1/8" dia. inside, 2 1/8" dia. outside	3 50	F1553	1917	2
S108	Front wheel ball bearing inside	1 1/8" dia. inside, 3 1/8" dia. outside	4 50	F1552	1917	2
S120	REAR WHEEL ASSY—R	Less bushing	36 00	F2225	1917-26	1
S121	REAR WHEEL ASSY—L	Less bushing	36 00	F1777	1917-26	1
S122	Rear wheel hub cap screw	1/2" x 2 1/8" x 10 thds	15	F 790	1917-26	8
S123	Rear wheel bushing	Steel	4 00	F1305	1917-26	2
S124	Rear wheel clean—right		30	F 678	1917-26	14
S125	Rear wheel clean—left		30	F 678	1917-26	14
S128	Rear wheel clean rivet	1/8" x 1 1/2" Iron rivet	02	F 635	1917-26	112


*Beginning with tractor No. 32,764. †Not subject to regular discount.



Catalog No.	Name	Specifications	List	Factory No.	Year	Unit
-------------	------	----------------	------	-------------	------	------

KEROSENE TANK


KEROSENE TANK ASSY. (Order S188)						
S151	Kerosene tank cap	(Same as T2901B)	\$ 0 15	TT317	1917-26	1
†S152	Kerosene tank strap asy.	Die casting	75.	FI926	1917-26	1
†S153	Kerosene tank strap—rear assembly		75.	FI927R	1917-22	1
S154	Kerosene tank strap fitting	Cotton webbing	10	FI579	1917-26	2
S155	Kerosene tank strap rivet	(Same as T1058)	01	TT68	1917-26	6
S156	Kerosene tank strap lock washer	Steel	01	F5636	1917-26	4
S157	Kerosene tank strap nut	1/4" x 20 thds	03	F 584	1917-26	4
S158	Sediment bulb assembly	(Same as T2902B)	90	T2088	1917-24	1
S159	Sediment bulb flange	Including pet cock (Same as T2051X)	25	T2651	1917-24	1
S160	Sediment bulb flange gasket	(Same as T2094X)	03	T2094	1917-24	1
S161	Sediment bulb pet cock	(Same as T3079)	15	T1515	1917-24	1
S162B	Kerosene feed tube	(Order S163)	20	FI931R	1917-24	1
S163	Sediment bulb pack nut	(Same as T2910)	05	TT374	1917-24	1
S164	Sed. bulb pack nut packing	Steel, 3/4" x 18 thds (Same as T2913)	02.	TS892	1917-24	1



GASOLINE TANK

S176	Gasoline tank	Cast iron (Same as T2901) Die Cast	3 50.	F2024R	1917-25	1
†S178	Gasoline tank plug	Mall. iron (Order S151)	30.	F2027R	1917-24	1
S179	Gasoline tank plug gasket	Lead (Order S160)	1		1917-25	1
S181	Gasoline feed tube	Brass tubing	20	FI930R	1917-25	1
S181B	Fuel feed tube—short	(Order S163)	10	F3398R	1922-25	1
S182	Gasoline feed tube pack nut	1/2" x 1 1/4" x 13 thds	05	F 560	1917-26	2
S183	Gasoline tank screw lock washer	1 1/2" std.	01	F2247	1917-26	2
S184	Aux. gas tank plug		05	FI939R	1917-23	1
†S185	Fuel Valve (Two Way)		65	F3089R	1922-24	1
†S186	FUEL TANK ASSY.		12 00	FI618B	1924-26	1
S187	Fuel tank filler plug and gasket asy.	(Order S151)	02	TT306	1924-26	1
S188	Fuel tank filler plug gasket	(Same as T2903)	10	F4286	1924-26	1
S189	Gasoline tank elbow		20	FI932	1924-26	1
S190	Gasoline tank feed tube	Used with S186 and S1000	25.	FI933B	1924-26	1

†Two required on tractors with breather on dash. ††Used only on tractors without breather on dash.
 ††Beginning with tractor No. 393, 410. When replacing old style fuel tank also supply one (1) of S190.
 †When replacing plug having 1/8" hole with plug having 1/4" hole also install S185.



S-200, S-200-F, S-201, S-203, S-204, S-206, S-207, S-210, S-211, S-213, S-214, S-217, S-220, S-222, S-223, S-224, S-226, S-227, S-229, S-230, S-233, S-234, S-236, S-237-B, S-240, S-241, S-242, S-244, S-245, S-246, S-248, S-250, S-253, S-254, S-255, S-258, S-258-B, S-259, S-260, S-262, S-263, S-266

Fordson Tractor Parts Price List

GASOLINE TANK—Continued

Table listing parts for Gasoline Tank, including fuel feed tube, fuel feed tube, sediment bulb screen, etc., with part numbers and specifications.

MOTOR

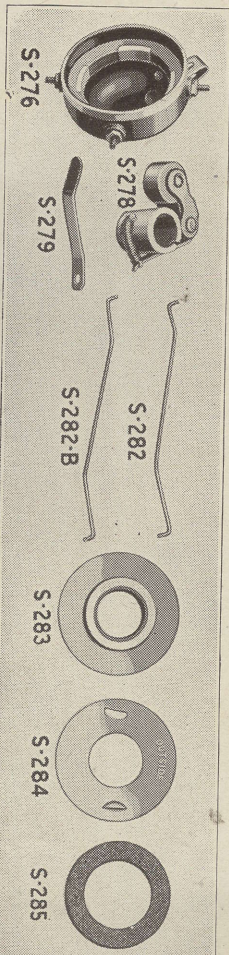
Table listing parts for Motor, including engine assy., cylinder, piston, crankshaft, etc., with part numbers and specifications.

Table listing various tractor components and fasteners, including washers, nuts, bolts, and pins, with part numbers and specifications.

Fordson Tractor Parts Price List

MOTOR—Continued

Table listing parts for Motor (continued), including valve, intake and exhaust, valve spring cover screw, etc., with part numbers and specifications.



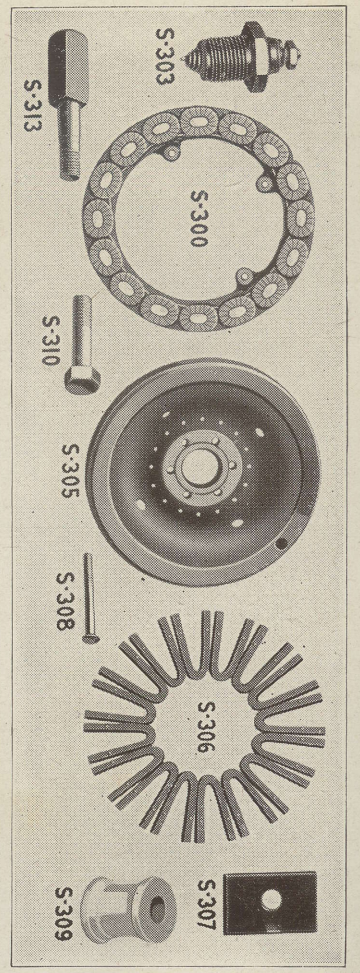
MAGNETO AND FLYWHEEL

Table listing parts for Magneto and Flywheel, including commutator, magneto coil assembly, primary insulating lock nut, etc., with part numbers and specifications.

Table listing various fasteners and components, including nuts, bolts, pins, and washers, with part numbers and specifications.

*When unable to obtain this part use S207B. †When unable to obtain this part use S203B.

*Used with tractors having breather on dash. †Used with steel valve. *When unable to obtain this part, use S250B. †Used in sets only.




TRANSMISSION

Catalog No.	Name	Specifications	List	Factory No.	Year	Unit
S325	Trans. housing gasket	Cast iron	*\$25.00	F1673	1917-26	1
S326	Trans. housing gasket	Paper	03	F1894	1917-26	1
S327	Trans. housing plate	Semi-steel	5.00	F1678AR	1917-22	1
S327B	Trans. housing plate	Cast iron	5.00	F1678B	1923-26	1
S328	Trans. housing plate gasket	Paper	03	F1898	1917-26	1
S329	Trans. housing plate pin	Steel	10	F1755	1917-26	1
S330	Trans. housing plate cap	Steel	1/2" x 1 1/4" x 1 1/2" thds (Order S302)			8
S331	Trans. housing bolt	Steel	1/2" x 1 1/2" x 20 thds (Order S208)			14
S332	Trans. housing bolt nut	Steel	1/2" x 20 thds (Order S157)			14
S333	Trans. housing plug	Steel	1/2" x 1 1/4" x 1 1/2" thds (Order S182)			1
S334	Trans. housing cap screw	Steel	1/2" x 1 1/4" x 1 1/2" thds (Order S182)			1
S335B	Trans. drive shaft	Steel	10.00	F1548B	1923-26	2
S336	Trans. shaft bevel gear	Steel	3.50	F1549	1917-26	1
S337	Trans. drive shaft nut	Steel	3.50	F1590	1917-26	1
S338	Trans. shaft—upper (Special Ratio)	Steel	6.00	F1518	1917-26	1
S338B	Trans. shaft—lower (Special Ratio)	Steel	5.00	F3731	1925-26	1
S339	Trans. shaft—lower assy.	Steel	7.00	F2192	1917-26	1
S340	Trans. pinion (splined)	Steel	3.50	F1545	1917-26	2
S340B	Trans. pinion (splined) (Special Ratio)	Steel	4.00	F3733	1925-26	1
S341	Trans. pinion reverse (plain)	Steel	3.50	F1546	1917-26	1
S342	Trans. gear—low	Steel	6.00	F1547	1917-26	1
S342B	Trans. gear—low (Special Ratio)	Steel	6.00	F3734	1925-26	1
S343	Trans. gear—large (shallow splined)	Steel	9.00	F1540AR	1917-22	1
S343B	Trans. gear—large (deep splined)	Steel	9.00	F1540C	1923-26	1
S343C	Trans. gear—large (Special Ratio)	Steel (used only with S21C)	10.00	F3732	1925-26	1
S344C	Trans. reverse idler with bushing	Steel	3.50	F2265C	1923-26	1
S345	Trans. housing plate oil shield	Steel	05	F2584	1917-26	1
S346	Trans. reverse idler shaft	Steel	70	F2442AR	1917-22	1
S346B	Trans. reverse idler shaft	Steel	70	F2442B	1923-26	1
S347	Trans. reverse idler bushing	Steel	35	F1663AR	1917-23	1
S347B	Trans. reverse idler bushing	Steel	35	F1663B	1924-26	1
S348	Trans. reverse idler collar	Steel	10	F2443R	1917-22	1
S349	Trans. shaft ball bearing—small	Steel	3.75	F1521	1917-26	2
S350	Trans. shaft ball bearing—large	Steel	4.50	F1522	1917-26	2
S351	Trans. drive shaft and large gear ball bearing	Steel	7.00	F1523	1917-26	2
S352	Drawbar cap screw	Semi-steel	2.25	F1836	1917-26	1
S353	Drawbar cap gasket	Paper	03	F1897	1917-26	1
S354	Trans. reverse idler shaft cotter pin	Steel	10	F2475R	1917-22	1
S355	Drawbar cap extension	Steel	1.25	F1837	1923-26	1

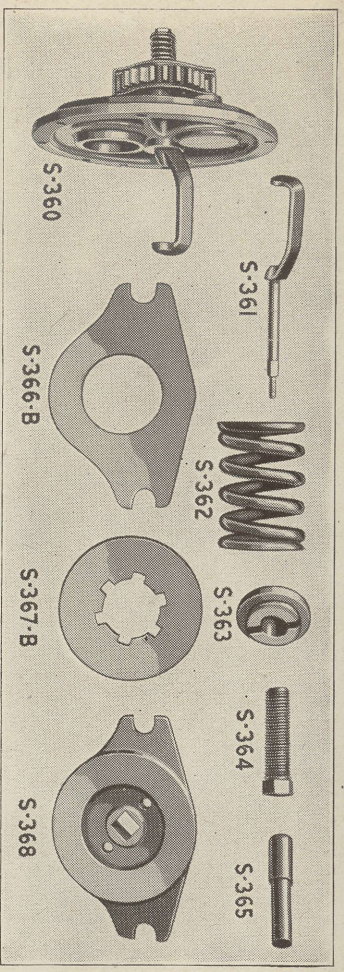
BRAKE

S360	Trans. plate, reverse idler and brake assy.	Steel	11.00	F2388C	1923-26	1
S361	Brake shaft	Steel	1.50	F3310	1923-26	1

*Used only with S21C. *Not subject to regular discount.



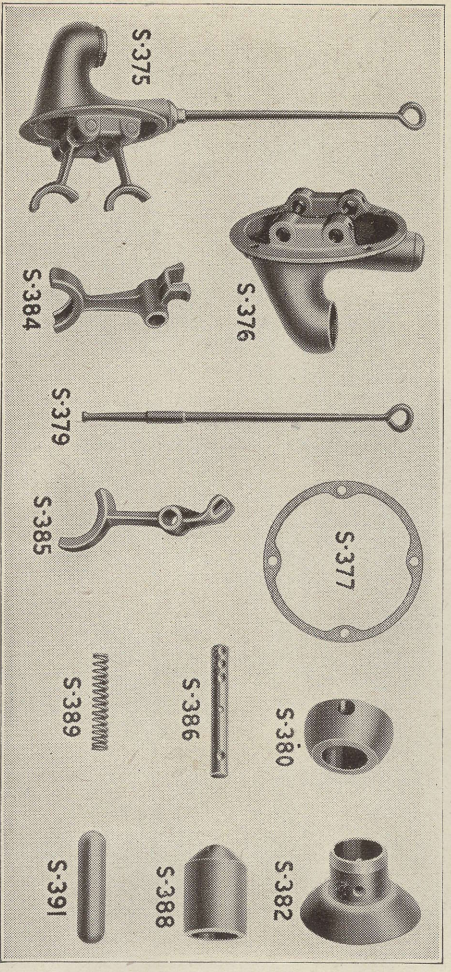
S-325	S-326	S-327-B	S-328	S-329	S-330	S-331	S-332	S-333	S-334	S-335-B	S-336	S-337	S-338	S-339	S-340	S-341	S-342	S-343-B	S-344	S-344-C	S-345	S-346-B	S-347-B	S-348	S-349	S-350	S-351	S-352	S-353	S-354	S-355	S-356
-------	-------	---------	-------	-------	-------	-------	-------	-------	-------	---------	-------	-------	-------	-------	-------	-------	-------	---------	-------	---------	-------	---------	---------	-------	-------	-------	-------	-------	-------	-------	-------	-------



Catalog No.	Name	Specifications	List Factory No.	Year Unit
-------------	------	----------------	------------------	-----------

BRAKE—Continued


S362	Brake spring retainer nut		\$ 0 15	F4053	1923-26	1
S363	Brake spring retainer nut		10	F4054	1923-26	1
S364	Brake adjusting screw		05	F4052	1923-26	1
S365	Brake plate stationary		10	F3495	1923-26	2
S366B	Brake plate revolving		10	F3494	1923-26	3
S367B	Brake plate revolving		10	F3493	1923-26	2
S368	Brake hub		60	F3496B	1923-26	1



GEAR SHIFTER

GEAR SHIFTER ASSEMBLY

S375	Gear shifter lever ball	Cast iron	8 50	F1782	1917-26	1
S376	Gear shifter lever ball pin	Yellumoid	4 00	F1529	1917-26	1
S377	Gear shifter plate gasket	Steel	05	F1896	1917-26	1
S378	Gear shifter plate cap screw	Steel	1 00	F1602	1917-26	4
S379	Gear shifter lever ball	Steel	15	F 577	1917-26	1
S380	Gear shifter lever ball pin	Steel	01	F1345	1917-26	1
S381	Gear shifter lever ball	Steel	10	F1053	1917-26	1
S382	Gear shifter lever ball	Steel	01	F1059	1917-26	1
S383	Gear shifter lever ball	Steel	1 00	F1531	1917-26	1
S384	Gear shifter upper retainer pin	Steel	1 00	F1532	1917-26	1
S385	Gear shifter lower retainer pin	Steel	35	F1776	1917-26	1
S386	Gear shifter shaft	Steel	01	F1884	1917-26	2
S387	Gear shifter shaft	Steel	15	F 533	1917-26	2
S388	Gear shifter plunger	Steel	03	F 534	1917-26	1
S389	Gear shifter plunger spring	Steel	05	F2202	1917-26	1
S391	Gear shifter plate cap	Steel	05	F2202	1917-26	1

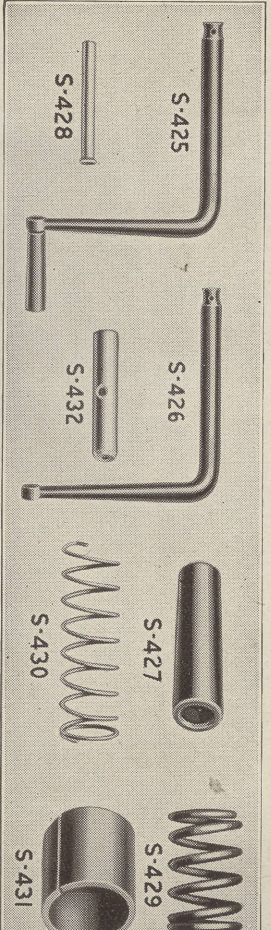


Catalog No.	Name	Specifications	List Factory No.	Year Unit
-------------	------	----------------	------------------	-----------

CLUTCH

CLUTCH ASSEMBLY

S400	Clutch housing—front	Steel	\$10 00	F1660	1917-26	1
S401	Clutch housing—rear	Cast iron and steel	45	F 175	1917-26	1
S402	Clutch housing cap screw	Steel	2 00	F2193	1917-26	1
S403	Clutch housing cap screw nut	Steel	03	F2347	1917-26	8
S404	Clutch plate driver	Steel	02	F2344	1917-26	8
S405	Clutch plate driver	Steel	15	F 416	1917-26	8
S406	Clutch drive drum and keys	Spring steel	15	F 417	1917-26	9
S407	Clutch drive drum ring	Steel	3 50	F 944	1917-26	6
S408	Clutch driven drum nut	Malleable iron	03	F2194	1917-26	1
S409	Clutch housing front	Steel	35	F1591R	1917-26	1 Pr.
S410	Clutch housing rear	Steel	35	F1589	1917-26	1 Pr.



STARTING CRANK

STARTING CRANK ASSY.


S425	Starting crank	Steel	1 20	F1844	1917-26	1
S426	Starting crank handle	Steel	70	F 661	1917-26	1
S427	Starting crank handle pin	(Same as T3901)	15	T 520A	1917-26	1
S428	Starting crank handle spring	(Same as T3902)	10	T 521	1917-26	1
S430	Starting crank spring	(Same as T3909)	02	T5911	1917-26	1
S431	Starting crank spacer	Steel	05	F 459	1917-26	1
S432	Starting pin	Steel	05	F1823	1917-26	1

DASH

DASH WITH LINING

S451C	Dash with lining	Cotton webbing	12 00	F2266C	1917-26	2
S452	Dash cotton lining	Steel	05	F1817	1917-26	2
S453	Dash split rivet	Steel	05	F1817	1917-26	4
S454	Dash cap screw	Steel	05	F1897	1917-26	2
S455	Dash gasket	Yellumoid	05	F1897	1917-26	2
S456	CLUTCH LEVER BRACKET	Steel	4 50	F1789	1917-26	1
S457	CLUTCH LEVER BRACKET	Steel	1 25	F1758	1917-26	1
S459B	Clutch lever	Cast iron	2 50	F1760B	1917-26	4
S460	Clutch lever pin	Steel	90	F1759	1917-26	1
S461	Clutch release plate	Brionze	1 80	F1587	1917-26	1
S462	Clutch pedal	Steel	60	F1761	1917-26	1
S463	Clutch pedal cam	Steel	03	F1762	1917-26	1 Pr.
S464	Clutch pedal cam retainer	Steel	03	F1853	1917-26	1
S465	Clutch pedal spring	Steel	03	F1853	1917-26	1

*S451C, S452, S453, S454, S455, S456, S457, S459B, S460, S461, S462, S463, S464, S465. Also supply one (1) each of S492B, S493B, S282B and S493D when replacing previous type dash not having ignition switch.




STEERING GEAR

S475... STEERING WHEEL ASSEMBLY

Catalog No.	Name	Specifications	List	Factory No.	Year	Unit
S475	Steering wheel rim	Steel	\$ 4.00	F1747	1917-26	1
S476	Steering wheel rim screw	Steel	2.50	F1510	1917-26	1
S477	Steering wheel lockwasher	Steel	0.1	T5240	1917-26	1
S478	Steering wheel spider	Cast iron	0.2	F1756	1920-26	4
S479	Steering shaft	Steel	1.20	F1748	1917-26	1
S480	Steering shaft grease cup	(Use T2545)	1.00	F1437	1917-26	1
S481	Steering shaft nut	1/2" x 18 thds	10	T76A2	1917-26	1
S482	Steering sector pin	Malleable iron	0.5	F1745	1917-26	1
S483	Steering sector pin	1/2" x 1 1/2"	0.2	F1738	1917-26	1
S484	Steering arm - rear	Steel	70	F1423	1917-26	1
S485	Throttle control handle	Steel	2.00	F1435	1917-26	1
S486	Throttle con. lever conn.	Steel	15	F1784	1917-26	1
S487	Throttle control rod	Steel	10	F1785	1917-26	1
S488	Throttle control rod and cover assembly	Steel	20	F1818AR	1917-21	1
S488C	Throttle control rod assy.		60	F3202	1922-26	1
S488D	Throttle control rod		20	F3201	1922-26	1
S489	Throttle control rod lever	Steel	20	F1818B	1922-26	1
S489B	Throttle con. rod lever pin	1/2" x 5/8"	15	F1654	1917-26	2
S490	Spark control rod support	Steel	0.1	F3394	1922-26	1
S491	Spark control rod support	Steel	20	F1655	1917-26	4
S492	Spark control rod support	Steel	0.5	F1873AR	1917-23	2
S492B	Spark control rod lever		0.5	F1873B	1924-26	1
S493	Spark control rod bracket		15	F1873B	1917-26	1
S493C	Spark control rod bracket		10	F3118AR	1924-26	1
S494	Control rod and priming rod		10	F3118B	1924-26	1
S495	Control rod spring	Steel wire	0.3	F1188	1917-26	3
S496	Control rod spring retainer pin	Steel	0.3	F1150	1917-26	2
S497	Priming rod	1/2" x 1 1/2"	0.1	F1781	1917-26	2
S497B	Priming rod	Steel	15	F2037AR	1917-20	1
S497C	Priming rod	(Use with S1000)	10	F2037B	1921-25	1
S497D	Priming rod	(Use with S1000)	10	F2037C	1924-26	1
S497E	Primer rod - front	(Use with S1100)	10	F2037D	1925-26	1
S497F	Primer rod - front	(Use with S1000)	10	F2040	1925-26	1
S498	Priming rod - front	(Use with S1000)	0.5	F2199R	1917-25	1
S498B	Priming rod - front	(Use with S1000)	10	F2041	1925-26	1
S499	Needle valve adjusting rod	Steel	15	F2025AR	1917-21	1
S499B	Needle valve adjusting rod	Steel	15	F2025B	1922-26	1
S500	Throttle control rod yoke		10	F1915R	1917-21	1
S501	Throttle control rod cover assy.		10	F3200	1922-26	1
S502	Throttle control rod spring		0.5	F3199	1922-26	1
S503	Throttle control rod friction disc		0.3	F3198	1922-26	1


RADIATOR

Catalog No.	Name	Specifications	List	Factory No.	Year	Unit
S526	Radiator top tank & fitting	Cast iron	10.00	F2261	1917-26	1
S527B	Radiator top tank cover	(Replaces S927 & S930)	40	F1417	1917-26	1
S528	Radiator cover bolt	1/2" x 13 thds	0.5	F1422	1917-26	1
S529	Radiator cover bolt nut	Steel	0.5	F1836	1917-26	1



RADIATOR—Continued

Catalog No.	Name	Specifications	List	Factory No.	Year	Unit
S531	Radiator cover ring	Steel	\$ 0.03	F1421	1917-26	1
S532	Radiator tank cap screw	1/2" x 28 thds	0.3	F2345	1917-26	21
S533	Radiator top tank stud	1/2" x 28 thds & 3/8" x 16 thds	0.2	F2384	1917-26	9
S534	Radiator top tank nut	1/2" x 28 thds & 3/8" x 16 thds	0.2	F2348	1917-26	9
S535	Radiator top tank rivet	1/8" x 9/8" split	0.3	F1405	1917-26	3
S536	Radiator top tank fitting	Cotton webbing (Order S154)	3.00	F1405	1917-26	1
S537	Radiator top tank connec-	Cast iron	3.00	F1405	1917-26	1
S538	Radiator top tank cap screw	(Order S182)	0.3	F2346	1917-26	4
S540	Radiator tank cap screw nut	1/2" x 28 thds	0.3	F2346	1917-26	16
S540	Radiator core assembly	Assembly	16.50	F 381	1917-26	1




Catalog No.	Name	Specifications	List Factory No.	Year	Unit
-------------	------	----------------	------------------	------	------

RADIATOR—Continued

S541	Rad. overflow tube & gland	Brass tube	\$ 0 40	F1822	1917-26	1
S542	Radiator strip—front	Steel	10	F1533	1917-26	2
S543	Radiator strip—rear	Steel	2	F1530	1917-26	2
S544	Radiator side member	Cast iron	2	F1387	1917-26	1
S545	Radiator bottom tank	Cast iron	2	F1583	1917-26	1
S546	Rad. bottom tank spacer	Steel	02	F1387	1917-26	1
S547	Rad. bottom tank cap screw	$\frac{1}{2}$ " x $\frac{1}{2}$ " x 13 thds.	05	F2552	1917-26	2
S548	Radiator tank gasket	Vellumoid	15	F1901	1917-26	1
S549	Radiator top tank gasket	Copper, asbestos	05	F1569	1917-26	1
S550	Rad. bottom tank gasket	Copper, asbestos	10	F 798	1917-26	1
S551	Radiator fin		75	F 800	1917-26	2
S552	Radiator header—bottom		60	F2486	1917-26	2
S553	Radiator header—top		05	F 801	1917-26	3
S554	Rad. comm. bolt	$1\frac{1}{2}$ " x $1\frac{1}{2}$ " x 20 thds. (Order S208)				4
	Rad. comm. bolt nut	$\frac{1}{16}$ " x 20 thds. (Order S157)				4
	Rad. comm. $\frac{1}{16}$ " lock washer	$\frac{1}{16}$ " std. (Order S156)				4
	Rad. $\frac{1}{2}$ " lock washer	$\frac{1}{2}$ " std. (Order S183)				7

FAN

S575	FAN ASSEMBLY	Assembly	7 50	F1846	1917-26	1
S576	Fan shaft	Steel	90	F1514	1917-26	1
S577	Fan shaft nut	$\frac{3}{8}$ " x 18 thds. (Order S58)	30	F2377	1917-26	1
S578	Fan shaft retainer	Steel	45	F2379	1917-26	1
S579	Fan blade assembly	Cast iron	1 00	F2349	1917-26	1
S580	Fan pulley	Vellumoid	02	F2504	1917-26	1
S581	Fan pulley gasket	Steel stamping	05	F2575	1920-26	1
S582	Fan pulley dust ring	(Use T3980)	03	T633	1917-26	1
S583	Fan drive pulley	Cast iron	1 20	F1503	1917-26	1
S584	Fan drive pulley	Cast iron	1 20	F1503	1917-26	1



Catalog No.	Name	Specifications	List Factory No.	Year	Unit
-------------	------	----------------	------------------	------	------

FAN—Continued

S585	Fan drive pulley pin	Steel	\$ 0 05	F1575	1917-26	1
S586	Fan screw	$\frac{1}{4}$ " x $\frac{1}{4}$ " x 20 thds.	05	F2328	1917-26	4
S589	Fan ball bearing	$\frac{1}{4}$ " inside dia., $1\frac{1}{8}$ " outside dia.	1 60	F1527	1917-26	2
S590	Fan washer	Steel	05	F1496	1917-26	1
S591	Fan belt	Special fabric, $1\frac{1}{8}$ " x $\frac{3}{8}$ " thick	60	F1467	1917-26	1

HOLLEY VAPORIZER

S601	Mixer chamber assembly		7 00	F234-1R	1917-21	1
S601B	Mixer chamber	Cast iron	4 50	F2443	1922-25	1
S602	Mixer chamber gasket	Cast iron	3 50	F234-5R	1917-21	1
S602B	Mixing chamber cover	Steel	2 50	F1435	1922-25	1
S603	Mixing chamber cover gasket	Steel	20	F1435-R	1917-21	1
S603B	Mixing chamber cover assy.	(Order S-628B)	30	F1437R	1922-25	1
S604	Mixing chamber to manifold cap screw	(Old No. 604B)	05	F15091AR	1917-25	1
S605	Mixer chamber gasket	Copper, asbestos	05	F221-5BR	1917-25	1
S606	Mixer chamber gasket	Copper, asbestos	05	F220-6BR	1917-25	1
S607	AIR VALVE	Brass	5	F10850AR	1917-25	1
S608	Air valve guide	Die casting	30	F221-6BR	1917-25	1
S609	Throat choke tube	Die casting	25	F221-64R	1917-25	1
S610	Throat retainer screw	Steel	10	F220-65R	1917-21	1
S611	Shifter valve		50	F234-4R	1917-21	1
S612	Shifter valve burrion		20	F234-9R	1917-21	1
S613	Shifter valve plunger		05	F220-78R	1917-21	1
S614	Shifter valve spring		03	F234-7R	1917-21	1
S615	Shifter valve cover	Cast iron	20	F234-8R	1917-21	1
S616	STRANGLING THROTTLE LEVER AND VALVE ASSEMBLY		50	F234-12R	1917-25	1
S616B	Strangling throttle lever and rod assembly		25	F14408AR	1922-25	1
S617	Strangling throttle plate	Steel	03	F220-93R	1917-25	1
S618	Strangling throttle plate pin	Brass	01	T6325A	1917-25	1
S619	Throttle lever assembly	Steel	60	F234-11R	1917-21	1
S620	Throttle plate	Steel	05	F12204R	1917-21	1
S620B	Throttle plate pin	Order S-618	05	F14365AR	1922-25	1
S622	Vapor tube pack nut	Steel	10	F221-52	1917-25	1
S623	Vapor tube packing	Brass	10	F14408R	1917-25	1
S623C	Vapor tube bushing	Steel	05	F14407R	1917-25	1
S624	Floater chamber assembly		5 00	F234-75R	1917-21	1
S624B	Floater chamber cover	Steel	4 50	F15002AR	1922-25	1
S625	Floater chamber assembly	Cast iron	2 00	F234-17R	1917-21	1
S625B	Floater chamber		2 25	F15920R	1922-25	1
S626	Floater chamber cover	Steel	15	F12205R	1917-21	1
S626B	Floater chamber cover	Steel	50	F15268R	1922-25	1
S627	Floater chamber cover spring	Cast iron	15	F12223R	1917-21	1
S628	Floater chamber cover screw	Steel	05	F234-39R	1917-21	1
S628B	Floater chamber cover screw	Steel $\frac{1}{4}$ " x $\frac{1}{2}$ " x 32 thds.	05	F234-40R	1917-21	1
S629	Floater chamber cover plug	Steel	03	F234-29R	1917-21	1
S630	Floater chamber Welch plug	Steel stamping	05	F234-43R	1917-21	1
S631	Floater	Copper	30	F15277AR	1922-25	1
S631B	Floater	Brass	30	F15277AR	1922-25	1
S632	Floater lever and clamp screw	Brass	15	F13205	1917-21	1
S633	Floater lever pin	Brass	15	F15019R	1922-25	1
S633B	Floater valve lever pin	Brass	05	F234-46R	1917-21	1
			03	F15313AR	1922-25	1

Fordson Tractor Parts Price List

Catalog No.


Name

Specifications

List Factory No. Year Unit


HOLLEY VAPORIZER—Continued


S634	Float valve.	Brass	\$ 0 40	F234-83R	1917-21	1
S634B	Float valve.	(Use T14453A)	15	T6324A	1922-25	1
S635	Float valve seat.	Brass	15	F234-49R	1917-21	1
S635B	Float valve seat.	Brass	20	F15577	1922-25	1
S636	Adjusting needle point and valve assembly.	Brass	60	F234-80	1917-21	1
S637	Adj. needle point spring.	Steel	45	F234-81R	1917-21	1
S638	Adj. needle bushing.	Steel	15	F234-28R	1917-21	1
S639	Adj. needle point assembly.	Brass	40	F234-76R	1917-21	1
S639B	Adj. needle head and block assembly.	Brass	45	F14914AR	1922-25	1
S640	Adj. needle pilot.	Brass	40	F234-67	1917-25	1
S641	High and low speed nozzle	Brass	20	F10849R	1917-21	1
S642	Nozzle gasket.	Copper, asbestos	03	F220-47R	1917-21	1
S643	Nozzle plug.	Steel	15	F220-43R	1917-21	1
S644	Nozzle plug gasket.	Copper, asbestos	03	F220-45R	1917-21	1
S645	Drain plug.	Steel (Order S583)	10	F16305	1917-25	2
S647	MANIFOLD & STUD ASSY.	Steel	03	F234-77R	1917-21	1
S648	MANIFOLD & STUD ASSY.	Steel	7 50	F234-76R	1917-21	1
S648B	MANIFOLD and stud assembly.	Steel	6 00	F14434AR	1922-25	1
S649B	MANIFOLD and stud assembly.	Steel	6 00	F15001	1917-25	1
S650	MANIFOLD outlet and studs.	(Order S649B)	1 50	F234-71R	1917-21	1
S652B	MANIFOLD outlet stud nut.	Brass	05	F10929	1917-26	4
S653	Vaporizer to cyl. stud nut.	(Use T2549)	05	F2919	1917-26	4
S654	MANIFOLD gland.	Steel	03	T78	1917-26	4
S655	MANIFOLD lock washer.	Steel	03	F1044	1917-26	4
S656	MANIFOLD lock washer.	Copper, asbestos.	02	F1621	1917-25	6
S657	MANIFOLD gasket.	Copper, asbestos.	03	F1043	1917-26	6
S658	SHUNT VALVE LEVER ASSEMBLY.	Steel	90	F234-73R	1917-21	1
S659	Shunt valve lever stud.	Steel	10	F10837R	1917-21	1
S660	Shunt valve lever stud nut.	Brass	15	F10838R	1917-21	1
S662	EXHAUST SHUNT VALVE ASSEMBLY.	Steel	50	F234-74R	1917-21	1
S662B	Shunt valve and pilot assy.	Mall. iron	45	F14435R	1922-25	1
S664	Exhaust tube flange.	Steel, 2" dia.	25	F2200	1917-21	1
S665	Exhaust tube bracket.	Steel, 2" dia.	1 00	F1987	1917-26	1
S666	Exhaust tube bracket cap screw.	1/4" x 1" x 28 thds.	10	F1996	1917-21	1
S667	Exhaust tube bracket cap screw.	1/4" x 1" x 28 thds.	1	(Order S538)		1
S669	Exhaust tube bracket cap screw nut.	1/4" x 28 thds. (Order S404)	05	F234-58R	1917-21	1
S670	Mixer chamber stud—short.	3/8" x 1 1/8" x 24	05	F234-57R	1917-21	1
S671	Mixer chamber stud—long.	3/8" x 2 1/8" x 24	05	F234-57R	1917-21	1
S672	Mixer chamber stud nuts	3/8" x 2 3/8" x 24	03	F234-28R	1917-21	2
S673	Mixer chamber stud lock washer.	3/8" x 2 3/8" x 24	03	F1517	1917-21	2
S674	MANIFOLD outlet and stud washer.	(Same as T4806C)	01	T1943	1917-21	2
S675	MANIFOLD outlet and stud lock washer.	(Same as T2503F)	02	T44	1917-24	2
S676	Vapor tube complete.	Steel	65dz	T1599	1917-24	2
S676B	Vapor tube complete.	Steel	1 25	F14210R	1917-23	1
S677	Fuel inlet elbow.	Steel	1 00	F14368AR	1917-24	1
S677	Fuel inlet elbow pack nut.	Brass (Same as T6035)	15	F14859	1917-25	2
S679	Gasoline shut-off cock.	Steel (Order S165)	20	F1933R	1917-23	2
S681	MIXING CHAMBER PLUG.	Steel (Order S165)	05	T634R	1917-23	1
S682	Throat retaining screw.	Steel	05	F10094R	1917-25	1
S683	Shunt valve latch.	Mall. iron	20	F14325R	1917-25	1
S684	Shunt valve plate screw.	Brass	05	F14325R	1917-25	1
S685	Shunt valve latch pin.	Steel	05	F14306R	1917-25	1
S686	Adj. needle nut.	Steel	20	F14306R	1917-25	1
S687	MANIFOLD outlet and stud manifold outlet and stud assembly.	Brass	03	F14420	1917-25	1
S689	MANIFOLD outlet and stud assembly.	Brass	1 00	F14436R	1917-25	1
S690	MANIFOLD outlet and stud assembly.	Brass	15	F14405R	1917-25	1
S691	MIXING CHAMBER GOVERNOR.	Steel	10	F15092AR	1917-25	1
S692	MIXING CHAMBER GOVERNOR.	Steel	05	F15563A	1922-26	1
S693	MIXING CHAMBER GOVERNOR.	Steel	03	F15737A	1922-26	1
S694	MANIFOLD outlet and stud assembly.	Steel	02	F15738A	1922-26	1
S695	MANIFOLD outlet and stud assembly.	Steel	01	F234-26R	1917-25	1
S696	MANIFOLD outlet and stud assembly.	Steel	10	F14422	1922-25	1
S697	MANIFOLD outlet and stud assembly.	Steel	20	F14367	1922-25	1
S698	MANIFOLD outlet and stud assembly.	Steel	01	F14437	1917-25	1
S699	MANIFOLD outlet and stud assembly.	Steel	40	F14425A	1922-25	1
S699	MANIFOLD outlet and stud assembly.	Steel	05	F14435	1922-26	1



KINGSTON VAPORIZER

S1000	VAPORIZER ASSY.		\$15 00	F1175B	1924-26
S1001	Vaporizer assy. less carburetor		11 00	F1491	1924-26
S1002	MANIFOLD AND STUD ASSY.		6 50	F14434B	1924-26
S1003	Manifold stud		10	F1503	1924-26
S1004	Booster		50	F1462	1924-26
S1005	Carburetor connection assy.		2 75	F1500	1924-26
S1006	Carburetor connection assy.		1 85	F1283	1924-26
S1007	Throttle disc		05	F1464	1924-26
S1008	Throttle stop lever plate	(Order S695)	01	F1064	1924-26
S1010	Throttle stop lever and rod assy.		60	F14425B	1924-26
	Throttle stop lever plate	(Order S699)			1924-26
	Strud.	(Order S691)			1924-26
	Mixing chamber governor	(Order S692)			1924-26
	Mixing chamber gasket	(Order S693)			1924-26
S1015	CARBURETOR ASSY.	(Order S693)	5 00	F1490-A2	1924-26
S1016	Mixing chamber governor	(Used with S1020B and S1024B)	2 50	F1492B	1924-26
S1017	Strangling throttle lever and rod assy.		30	F14408B	1924-26
S1018	Strangling throttle disc		05	F1465	1924-26
S1020	Strangling throttle disc strap	(Order S1008)			1924-26
S1020B	Low speed needle, head and stem assy.	$\frac{1}{2}$ "-20 thd.	90	F1511AR	1924
S1022	Low speed needle, head and stem assy.	$\frac{3}{8}$ "-20 thd.	90	F1511B	1924-26
S1023	Low speed needle, head and stem assy.	$\frac{1}{4}$ "-20 thd.	10	F1269R	1924
S1024	High speed needle and head assy.		40	F14914B	1924
S1024B	High speed needle stem binder post		20	F1338AR	1924
	High speed needle stem binder post		20	F1338B	1924-26
	High speed needle stem binder post nut	(Order S1022)			1924
S1026	Fuel cup		50	F1430	1924-26
S1027	Fuel cup gasket—upper		03	F1018	1924-26
S1028	Fuel cup gasket—lower		03	T6367F	1924-26
S1029	Fuel cup clamp nut	(Same as T6163D)	10	T4810D	1924-26
S1030	Fuel cup assy.		30	F15272B	1924-26
S1031	Air valve		40	F1284	1924-26
S1032	Air valve shaft and plug assy.		20	F1280	1924-26
S1033	Air valve stop assy.		15	F1495	1924-26
S1034	Drain valve body	(Same as T6162)	10	T6329B	1924-26
S1035	Drain valve body clamp nut	(Same as T6162)	05	T6395	1924-26
S1036	Drain valve nut	(Same as T6131)	15	T6328C	1924-26
	Gasoline inlet elbow	(Order S189)			1924-26
S1038	Floot valve seat	(Same as T6126A)	20	T6321DR	1924-26
S1039	Floot valve needle assy.	(Same as T6127A)	30	T6324CR	1924-26
S1040	Floot valve lever pin		03	F15313B	1924-26
S1041	Venturi		1 10	F1425	1924-26
S1042	Intake manifold floater		45	F10850B	1924-26
S1043	Screw for fastening venturi		10	F1463	1924-26
S1044	Carburetor connection to manifold gasket		05	F1427	1924-26
S1045	Carburetor connection to manifold cap screw		05	F1493	1924-26
S1046	Carburetor connection to carburetor cap screw		03	F1042	1924-26
S1047	Carburetor cap screw to carburetor cap screw nut	(Order S672)			1924-26
S1048	Carburetor connection to carburetor gasket		03	F881	1924-26
S1049	Strainer body		20	F1442R	1924
S1050	Strainer gasket		03	F1543R	1924
S1051	Strainer post		15	F1550R	1924
S1052	Strainer screen		05	F1318R	1924
S1053	Strainer cap		10	F1317R	1924
S1054	Strainer cap gasket		02	F1316R	1924
S1055	Heat valve lever		10	F1504	1924-26
S1056	Heat valve disc		05	F1505	1924-26
S1057	Heat valve staple		03	F1506	1924-26
S1058	Venturi lock screw gasket		02	F1507	1924-26





Catalog No.	Name	Specifications	List Factory No.	Year Unit
-------------	------	----------------	------------------	-----------

HOLLEY VAPORIZER

S1100	VAPORIZER COMPLETE		\$15 00	F1175C	1925-26	1
S1101B	FLOAT CHAMBER ASSY		5 00	F15002C	1925-26	1
S1102B	FLOAT CHAMBER AND PLUG ASSY		3 00	F19101B	1925-26	1
S1103	Fuel passage plug	(Order S687)				2
S1104B	Float chamber cover					2
S1105	Drain valve plug and handle		65	F19102B	1925-26	1
S1106	Adjusting needle assy		10	F16303	1925-26	1
S1107	Float valve assy	(Order S634B)	45	F14916B	1925-26	1
S1108	Adjusting needle seat assy		15	F18806	1925-26	1
S1109	Float and lever assy		30	F15272C	1925-26	1
S1110	Adj. needle seat plug gasket	(Same as T6205)	02	T6367B	1925-26	1
S1111	Float lever pin	(Order S633B)				1
S1112	Float chamber cover screw	(Order S628B)				2
S1113	Float valve seat	(Order S635B)	03	F18690	1925-26	1
S1114	Float chamber cover gasket					1
S1115	Adjusting needle bushing		10	F16166B	1925-26	1


Catalog No.	Name	Specifications	List Factory No.	Year Unit
-------------	------	----------------	------------------	-----------

HOLLEY VAPORIZER—Continued

S1116	Adjusting needle seat plug		\$ 0 10	F18804	1925-26	1
S1117	MIXER CHAMBER ASSY		5 50	F14431B	1925-26	1
S1118	Strangling lever and rod assy		30	F14408C	1925-26	1
S1119	Air valve shaft assy	(Order S689)	10	F17641	1925-26	1
S1120	Throttle lever and rod assy	(Order S689)				1
S1121	Mixer chamber primer assy		10	F14462	1925-26	1
S1122	Strangling throttle plate pin	(Order S684)	01	F12897	1925-26	2
S1123	Throttle plate screw	(Order S684)				1
S1124	Throttle stop lever plate	(Order S689)				1
S1125	Throttle stop lever plate stud	(Order S689)				1
S1126	Air valve		50	F17637	1925-26	1
S1127	Air valve shaft retainer screw		05	F17687	1925-26	1
S1128	Mixer chamber		05	F17687	1925-26	1
S1129	Mixer chamber plug	(Order S1116)	3 25	F17587B	1925-26	1
S1130	Strangling throttle lever stop screw					1
S1131	Throttle plate		05	F18908	1925-26	1
S1132	Strangling throttle plate		05	F14365B	1925-26	1
S1133	Governor flange cover	(Order S691)	05	F19000	1925-26	1
S1134	Governor flange cover screw	(Order S692)				1
S1135	Governor flange cover gasket	(Order S693)				1
S1136	MANIFOLD AND STUD ASSEMBLY		6 00	F14434C	1925-26	1
S1137	Mixer to manifold screw lock washer	(Order S673)				2
S1138	Stud nut	(Order S652B)				6
S1139	Vapor outlet tube		25	F14368B	1925-26	1
S1140	Vapor outlet tube nut		20	F17301	1925-26	1
S1141	Manifold vaporizing plate bushing		10	F17529	1925-26	1
S1142	Manifold cover		15	F18641	1925-26	1
S1143	Float chamber screw		05	F15092B	1925-26	2
S1144	Fuel jet		10	F18645	1925-26	1
S1145	Mixer chamber to manifold screw		05	F15091B	1925-26	2
S1146	Mixer chamber to manifold gasket		03	F18756	1925-26	1
S1147	Manifold cover plate bushing		10	F18852	1925-26	1
S1148	Manifold vaporizing plate		30	F18890	1925-26	1
S1149	Manifold cover plate		30	F18892	1925-26	1
S1150	Primary air tube		20	F1882C	1925-26	1
S1151	Float chamber gasket		02	F18677	1925-26	4
S1152	Manifold cover stud		10	F11079	1925-26	2
S1153	Exhaust pipe flange stud	(Order S649B)				2


AIR WASHER

S700B	AIR WASHER ASSY	(Used with S189)	12 00	F1994B	1917-26	1
S701	Air washer bowl	Cast iron	6 00	F1879	1917-26	1
S702	Air washer cover	Cast iron	1 60	F1880	1917-26	1
S703	Air washer cover gasket	Yellumoid or cork	05	F2196	1917-26	1
S704	Air washer baffle plate	Brass	35	F2546	1917-26	1



AIR WASHER—Continued

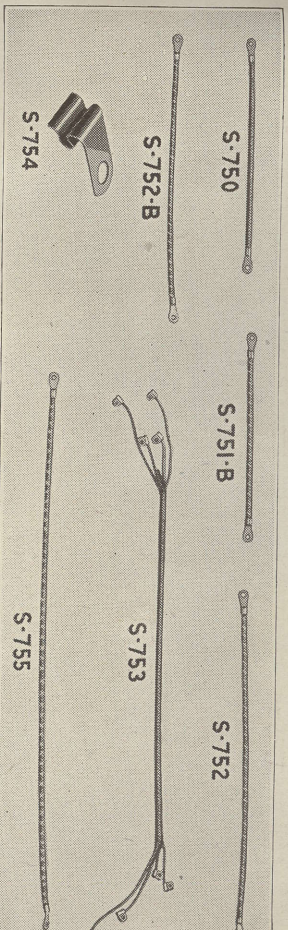
S706	Air washer drain plug	Die casting (Order S254)	\$ 1.20	F1883	1917-26	2
S707	Air washer tube flange	Cast iron	03	F1885	1917-26	1
S708	Air washer plug gasket	Copper, asbestos	03	F2030	1917-26	1
S709	Air washer tube flange gasket	Vellumoid	25	F1882AR	1917-22	1
S710	Air washer tube—small	Sheet iron	20	F1882B	1922-26	1
S710B	Air washer tube—large	Sheet iron	25	F1881B	1917-25	1
S710C	Air washer tube	(Kinstron)	25	F1881C	1924-26	1
S710D	Air washer tube	(Used with S1100)	25	F1881D	1925-26	1
S711	Air washer tube felt collar	Felt	05	F2010B	1917-26	2
	Air washer cover cap screw	1/4" x 1" x 28 thds. (Order S538)				4
	Air washer cover cap screw	1/4" x 28 thds. (Order S404)				4
S714	Air washer flange cap screw	1/2" x 3/4" x 20 thds.	03	F 608	1917-26	2
	Air washer bowl cap screw	1/2" x 1 1/4" x 13 thds. (Order S182)				2
**S715B	Air washer bowl screw	1/2"-13 threads	05	F2994	1923-26	1
S716	Air washer cap screw	1/8" x 2 7/8" x 12 thds.	05	F1886	1917-26	2
S717	Air washer float assembly	Assembly	1.50	F2177	1917-26	1
S718	Air washer elbow plug	(Same as S3019B)	02	T5919	1924-25	1
††S719	Air washer filler plug	Rubber	15	F1884BR	1917-26	1



SPARK COIL

S725B	COIL		11.00	F2012B	1917-26	1
S726B	Coil box with cover		4.00	F2360B	1917-26	1
S727	Coil box cover	Old style (Use T3004)	25	T910	1917-18	1
S728	Coil box cover	New style	70	F2355AR	1919-24	1
S728B	COIL BOX COVER ASSY	(Same as T3004B)	50	F1910B	1924-25	1
S729	Coil box terminal sleeve	Porcelain	03	F1914R	1917-24	4
*S730	Coil switch assembly	(Same as T5010)	75	T5873R	1917-18	1
*S731	Coil switch lever	(Same as T5006)	03	T5915A	1917-18	1
S732	Coil unit	(Same as T3007)	1.50	T3845	1917-25	4
S733	Coil vibrator bridge with contact point	(Same as T5009)	08	T6702	1917-25	4
S734	Coil vibrator armature with contact point	(Same as T5008)	05	T6797	1917-25	4
S734B	Coil vibrator and lower bridge assembly	(Same as T5008B)	06	T6737B	1917-26	4
S737	Coil box stud		05	F2921	1917-26	4
S738	Coil box stud nut		03	F2922	1917-27	4
	Coil box cap screw	1/4" x 3/4" x 20 thds. (Order S714)				4
*S739	Coil box cap screw nut	1/2" x 20 thds.	02	F 564R	1917-23	4
S740	Coil box cover gasket	(Same as T3004C)	10	T5897	1924-25	4
S741	Coil box washer		02	F 770	1918-26	1
S746	Ignition switch terminal nut		03	F1657	1924-26	1

†Used on Tractors without breather on dash.
 ††For use on Air Washer when threads are worn so S294 cannot be used.




S750	Spark plug wire	(Nos. 1 and 2 cpl.)	10	F1210	1917-26	2
S751B	Spark plug wire	(Nos. 3 and 4 cpl.) Use T3027	10	T1366R	1917-25	1
S752	Magneto to coil wire	Use with S725	10	F125R	1917-24	1
S752B	Magneto to coil wire	(With S725B) Use T5026	50	T1365R	1924-25	1
S753	Communtator wire assembly	Steel	03	F2108	1917-26	1
S754	Communtator cable support	Steel	15	F1216	1924-26	1
S755	Magneto to switch wire assy.		05	F1659	1924-26	1

SPARK COIL—Continued

S748	Ignition switch term. block		\$ 0.05	F1658	1924-26	1
S749	Ignition switch insulating spacer		05	F1659	1924-26	1

WIRING



S775	SEAT	Steel	1.00	F1743	1917-26	1
S776	Seat spring	1 1/2" x 1 1/2" x 13	1.00	F1633	1917-26	1
S777B	Seat spring bolt	(Same as T114B)	02	F1624	1917-26	1
S777C	Seat spring bolt nut	1 1/2" std. (Order S183)	03	T129	1917-26	1
S779	Seat spring bolt lock washer	3/4" x 1 1/2" x 10	15	F1746	1917-26	1
S780	Seat spring cap screw lock washer	3/8" std.	02	F2191	1917-26	1

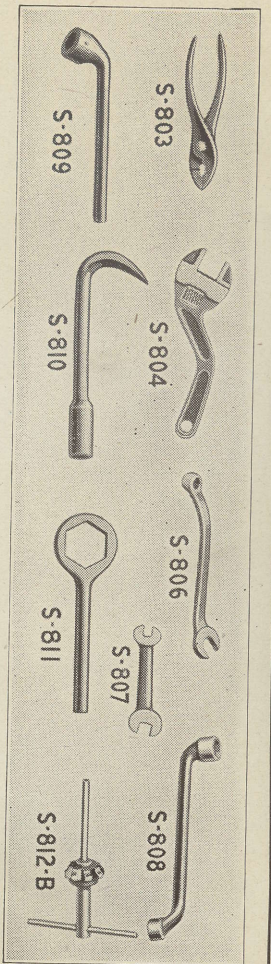
FOOT BRACKET

S790	FOOT BRACKET	Cast iron	1.25	F1749	1917-26	1
S791	Foot bracket gasket	1 paper	01	F1900	1917-26	1
	Foot bracket cap screw	1/2" x 1 1/4" x 13 thds. (Order S182)				6

TOOLS

S800	Tool box assembly	1 1/2" x 1 1/2" x 13 thds. (Order S243)	1.25	F1870	1917-26	1
	Tool box cap screw					2
S803	Pliers	(Order S546)	.25	T1903	1917-26	1
S804	Wescott wrench	9" Keystone	.90	F1984	1917-26	1

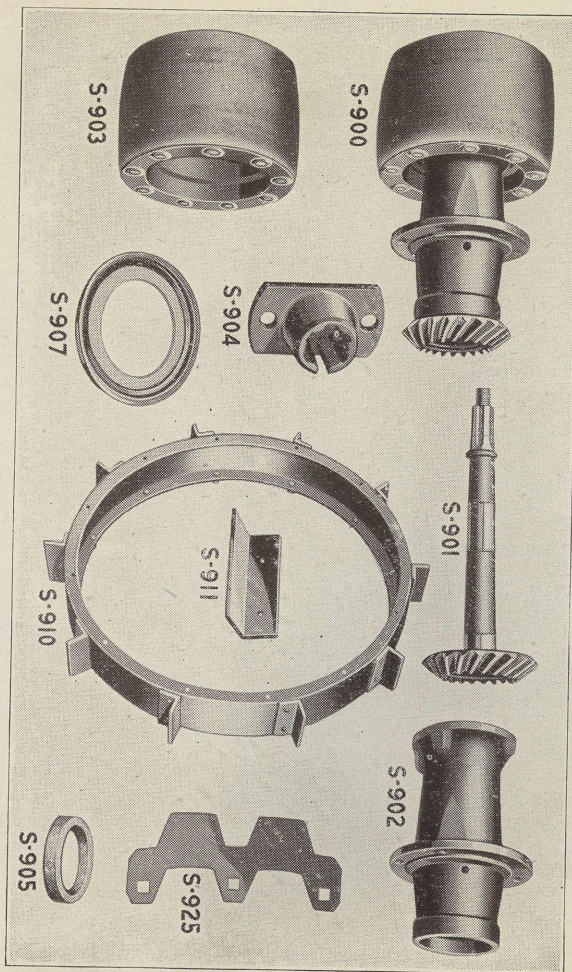
†Used on Tractors without breather on dash.
 ††For use on Air Washer when threads are worn so S294 cannot be used.



Catalog No.	Name	Specifications	List	Factory No.	Year	Unit
-------------	------	----------------	------	-------------	------	------

TOOLS—Continued

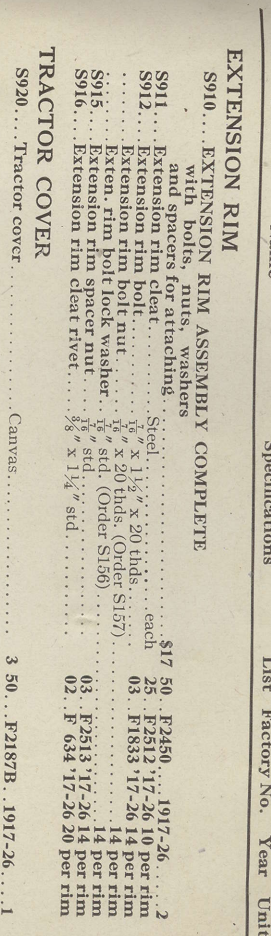
S806	Combination spark plug and crankcase bolt wrench.	(Same as T2335) Steel	\$ 0 40	T5893	1917-26	1
S807	Wrench for $\frac{1}{8}$ " and $\frac{1}{4}$ " nut.	Steel	20	F2095	1917-26	1
S808	Wrench for $\frac{1}{8}$ " cap screw.	Steel	60	F2372	1917-26	1
S809	Rear wheel wrench.	Steel	59	F2366	1917-26	1
S810	Rear wheel bar.	Steel	75	F2097	1917-26	1
S811	Front hub cap wrench.	Steel	65	F2197	1917-26	1
S812B	Valve seat reamer.	Steel	2 75	52459	1917-26	1



BELT PULLEY ATTACHMENT

S900	PULLEY ATTACHMENT COMPLETE		\$22 00	F2451A	1917-26	
S901	Pulley drive gear (and shaft)		9 00	F1389	1917-26	
S902	Pulley drive gear housing		4 00	F2429	1917-26	
S903	Drive pulley assembly		6 00	F3130A1	1917-26	
S904	Drive pulley bushing		85	F3131	1917-26	
S907	Pulley drive packing assy.	(Order S68)	25	F3125	1924-26	
S908	Pulley drive gear nut	(Order S67)				
S909	Pulley drive gear washer	(Order S67)				
S910	Pulley drive gear bearing—outside	(Order S350)				
S911	Pulley drive gear bearing—inside	(Order S108)				

†Not subject to regular discount.



Catalog No.	Name	Specifications	List	Factory No.	Year	Unit
-------------	------	----------------	------	-------------	------	------

EXTENSION RIM


S910	EXTENSION RIM ASSEMBLY COMPLETE with bolts, nuts, washers and spacers for attaching.		\$17 50	F2450	1917-26	2
S911	Extension rim cleat.	Steel	25	F2512	17-26	10 per rim
S912	Extension rim bolt nut.	$\frac{1}{2}$ " x $1\frac{1}{2}$ " x 20 thds. (Order S157)	03	F1833	17-26	14 per rim
S913	Extension rim bolt lock washer.	$\frac{1}{2}$ " x 20 thds. (Order S157)				14 per rim
S914	Extension rim spacer nut.	$\frac{1}{2}$ " std. (Order S156)	03	F2513	17-26	14 per rim
S915	Extension rim spacer nut.	$\frac{3}{8}$ " std.	02	F 634	17-26	20 per rim
S916	Extension rim cleat rivet.	$\frac{3}{8}$ " x $1\frac{1}{4}$ " std.				

TRACTOR COVER

S920	Tractor cover.	Canvas	3 50	F2187B	1917-26	1
------	----------------	--------	------	--------	---------	---

GROUSER

S925	Grouser		60	F2297	1920-26	28
S926	Grouser bolt		05	F2995	1920-26	84
S927	Grouser bolt nut		02	F2996	1920-26	84



FENDER

S931	Fender—right		\$20 00	F3000	1924-26	1
S932	Fender—left		120 00	F3001	1924-26	1
S933	Fender front—right	Steel	2 25	F3025	1924-26	1
S934	Fender front—left	Steel	2 25	F3025	1924-26	1
S935	Fender front to dash bolt—long.					
S936	Fender front to dash bolt—short.	$\frac{1}{2}$ "—20 thds.	05	F3032	1924-26	2
S937	Fender front to dash bolt lock washer.	(Order S208)				
S938	Fender front to dash bolt lock washer.	(Order S157)				
S939	Fender axle bracket	Malleable iron	01	T5636	1924-26	6
S940	Fender axle bracket clamp	Steel— $\frac{3}{8}$ "—16 thds	1 00	F3015	1924-26	2
S941	Fender axle brkt. clamp nut.	(Same as T1089)	40	F3018B	1924-26	2
S942	Fender step		05	T1327	1924-26	4
S943	Fender step bolt	(Same as T5062)	1 00	F3027	1924-26	2
S944	Fender step to support bolt		02	T1510	1924-26	2
S945	Fender step bolt nut.	(Same as T3811B)	03	T1340	1924-26	2
S946	Fender support—left		02	T17254	1924-26	6
S947	Fender support—right		01	T17254	1924-26	6
S948	Fender support bolt—long		1 75	F3050B	1924-26	1
S949	Fender support bolt—short	$\frac{1}{2}$ "—20 thds.	1 75	F3051B	1924-26	1
S950	Fender support bolt nut	(Order S674)	01	T1897	1924-26	8
S951	Fender support bolt lock washer					
S952	Fender support bolt lock washer	(Order S945)				
S953	Fender step block		05	F3028	1924-26	12
S954	Fender adapter	Malleable iron	2 50	F2976R	1924-26	1
S955	Adapter cap screw		03	F582R	1924-26	4
S956	Adapter cap screw washer	(Order S208)				
S957	Adapter bolt	(Order S835)				
S958	Adapter bolt nut	(Order S157)				
S959	Adapter bolt lock washer	(Order S838)				

††Used when installing fenders on Tractors without breather on dash.

†Not subject to regular discount.

COTTER PINS

Name	Price	Factory No.
*1 1/4" x 3/8" cotter pin.....	\$0 05 per doz.....	T7992
**1 1/2" x 1/2" cotter pin.....	03 " " ".....	T 544
**3/4" x 1/4" cotter pin.....	03 " " ".....	T 753
**3/4" x 1/4" cotter pin.....	03 " " ".....	T 421
**3/4" x 1 1/4" cotter pin.....	05 " " ".....	F1834
**3/8" x 1 1/4" cotter pin.....	05 " " ".....	T 614
**3/8" x 1 1/4" cotter pin.....	03 " " ".....	T 82
**3/8" x 2" cotter pin.....	05 " " ".....	TT328
**3/8" x 1 1/2" cotter pin.....	05 " " ".....	F1592
**1 1/2" x 2 1/2" cotter pin.....	05 " " ".....	F1671
**1 1/2" x 2 1/2" cotter pin (See S955).....	10 " " ".....	F1593
		F2475R

*0.25 per gross—0.75 per thousand.
 **0.20 per gross—0.50 per thousand.

JOHN BORNMAN & SON
 DETROIT

PRINTED IN U. S. A.

