

Fordson
TRADE MARK

TRACTOR

**PARTS
PRICE LIST**

Effective November 1, 1923

Ford Motor Company
DETROIT, MICH.


Fordson

TRADE MARK

TRACTOR

Parts Price List

Effective November 15, 1923
Prices subject to change without notice



Instructions for Ordering Parts

1. Always give number of Tractor; it is stamped on the motor on the right-hand side. (See Plate above.)
2. Always give number and name of each part ordered.
3. All prices net f. o. b. Branch, Factory or Dealer.
4. Specify whether shipments are to be forwarded by mail, express or freight.
5. Orders for parts should be written separately from correspondence pertaining to other matters.
6. Parts should be ordered from Dealer.

The Ford Motor Company

DETROIT, MICH.

Price List of Fordson Tractor Parts

Catalog No. Name Specifications List Factory No. Year Unit Weight

REAR AXLE

S1	Rear axle shaft.	Steel	\$ 5 00	F1305	1917-23	2	23 lb.
S2	Rear axle housing—R. or L.	Cast iron	15 00	F1074	"	2	67 lb.
S3	Rear axle housing cap screw	$\frac{5}{8}$ " x $1\frac{1}{2}$ " x 12 thds.	10	F1078	"	24	3 oz.
S4	Rear axle housing gasket	Paper	03	F1095	"	2	2 lb.
S5	Rear axle roller bearing	Steel	1 00	F2035	"	2	1 lb.
S6	Rear axle roller bearing sleeve	Steel	40	F2036	"	2	6 oz.
S7	Rear axle shaft bearing cover	Steel	05	F1630	"	2	5 oz.
S8	Rear axle shaft felt	Felt	05	F1632AR	1917-22	2	2 oz.
S9	Rear axle shaft felt retainer	Steel	05	F1632B	1922-23	2	5 oz.
S9B	Rear axle shaft felt retainer	Steel	10	F1629AR	1917-22	2	2 oz.
S10	Rear axle housing plug	$\frac{1}{2}$ " pipe plug	05	F 820	1917-23	2	1 oz.
S12	Differential gear	Steel	4 50	F1304	"	2	6 lb.
S13	Differential gear lock ring	Steel	05	F1340	"	2	6 oz.
S14	Differential pinion spider	Steel	95	F1315	"	2 Pr.	1 oz.
S15	Differential pinion	Steel	3 50	F1315	"	2	5 lb.
S16	Differential housing	Cast iron	1 60	F1313	"	4	1 lb.
S17	Differential housing bolt	$\frac{1}{2}$ " x $2\frac{3}{4}$ " x 20 thds.	4	F1314	"	4	20 lb.
S18	Diff. housing bolt nut	$\frac{1}{2}$ " x 20 thds.	05	F1152	"	12	2 oz.
S19	Differential housing ball bearing	$3\frac{1}{8}$ " dia. inside, $6\frac{1}{8}$ " dia. outside	10	F 567	"	12	2 oz.
S20	WORM GEAR	Bronze—55 teeth	12 00	F1526	"	2	5 lb.
S20B	WORM GEAR	Bronze—51 teeth	22 00	F1294	1917-20	1	30 lb.
S21	Worm	Steel—9 lead	20 00	F1294B	1920-23	1	20 lb.
S21B	Worm (use only with S23)	Steel—3 lead	15 00	F1528	1917-20	1	20 lb.
S21C	Worm (deep splined)	Steel—3 lead	13 00	F1528B	1920-22	1	1 oz.
S22C	Worm shaft thrust roller bearing	Steel—3 lead	13 00	F1528C	1922-23	1	1 oz.
S25	Worm nut	$1\frac{1}{2}$ " x 12 thds.	16 00	F1528T	1917-23	1	1 lb.
S25	Worm nut	$1\frac{1}{2}$ " x 12 thds.	70	F1406	"	1	1 lb.


FRONT AXLE

S51	Front axle—with bushing	Steel	7 00	F2272	"	1	28 lb.
S52	Front axle trunnion	Steel	30	F1450	"	1	1 lb.
S53	Front axle trunnion bushing	Steel	10	F1451	"	1	3 oz.
S54	Front axle nut—WITH BUSHING	Steel	2 50	F2273	"	1	9 lb.
S55	Radius rod bushing	Steel	05	F1482	"	1	2 oz.
S56	Radius rod pin	$\frac{1}{2}$ " x $3\frac{1}{2}$ "	10	F1483	"	1	8 oz.
S57	Radius rod bolt	$\frac{1}{2}$ " x $2\frac{1}{2}$ " x 18 thds.	10	F1337	"	2	3 oz.
S58	Radius rod bolt nut (Same as S57)	$\frac{1}{2}$ " x 18 thds.	05	T 124	"	2	1 oz.
S59	SPINDLE BODY	Steel	4 00	F2309	"	2	7 lb.
S60	Spindle body bushing	Steel	10	F1606	"	2	2 oz.
S61	Spindle pin	1 x $6\frac{1}{2}$ "	60	F1607	"	2	1 lb.
S62	Spindle pin washer	Steel	05	F1609	"	2	4 oz.
S63	Front wheel dust ring	Steel	05	F2509	1919-23	2	4 oz.
S64	Spindle grease cup (Same as S72)	Felt (used on 1st 35000 trs.)	15	T 195	"	2	3 oz.
S66	Spindle felt retainer	Steel (used on 1st 35000 trs.)	10	F1640	1917-19	2	2 oz.
S67	Spindle washer	Steel	03	F1611	1917-23	2	1 oz.
S69	SPINDLE ARM FRONT—RIGHT ASSEMBLY	Steel	05	F 686	"	2	2 oz.
S70	SPINDLE ARM FRONT—LEFT ASSEMBLY	Bronze	1 00	F2311	"	1	2 lb.
S71	Spindle arm bushing	Steel	2 00	F2312	"	1	3 lb.
S72	Spindle arm nut	Steel (Order S67)	05	F1328	"	1	4 oz.
S73	Spindle connecting rod	$\frac{3}{4}$ " x 16 thds (Order S68)	1 30	F1386	1917-23	2	6 lb.
S74	Spindle arm ball	Steel	10	F1339	"	1	4 oz.
S75	Spindle arm ball nut	$\frac{1}{2}$ " x $2\frac{1}{2}$ "	30	F1614	"	2	7 oz.
S76	Spindle arm ball	Steel	3 00	F2224	"	1	5 lb.
S77	Spindle arm ball nut	$\frac{1}{2}$ " x 18 (Order S58)	1 75	F1809	"	1	10 oz.
S79	Steering gear comm. rod	Steel	20	F 427	"	2	10 oz.
S80	Steering gear comm. rod cap steel	Steel	05	F1733	"	4	2 oz.
S81	Steering gear comm. rod cap bolt	$\frac{1}{2}$ " x $1\frac{1}{2}$ " x 20 thds.	05	F1999	"	4	2 oz.
S82	Steering gear comm. rod cap nut	$\frac{1}{2}$ " x 20 thds.	05	F1999	"	4	2 oz.

WHEELS

S100	FRONT WHEEL ASSEMBLY	Steel	14 00	F2039	"	2	66 lb.
S101	Front wheel hub cap	Steel	20	F1603	"	2	1 lb., 2 oz.
S102	Front wheel spindle bearing	Steel	55	F2600	"	2	7 oz.
S103	Front wheel spindle bearing	Steel	1 15	F2601	"	2	7 oz.
S104	Front wheel spindle bearing	Steel	90	F2602	"	2	14 oz.
S105	Front wheel spindle bearing	Steel	2 00	F2603	"	2	12 oz.
S106	Front wheel spindle washer	Steel	05	F2574	"	2	3 oz.
S107	Front wheel ball bearing	Steel	3 50	F1553	"	2	14 oz.
S108	Front wheel ball bearing	Steel	4 50	F1552	"	2	1 lb., 7 oz.

*Beginning with Tractor No. 32764. †Beginning with Tractor No. 263, S10. ‡Obsolete—replace with S20B and S21B or S20B and S21C.



WHEELS—Continued

S120	REAR WHEEL ASSY—LEFT/less bushing	36 00	F2223	1917-23	1	315 lb.
S121	REAR WHEEL ASSY—LEFT/less bushing	36 00	F1777	"	1	315 lb.
S122	Rear wheel hub cap screw— $\frac{3}{4}$ " x $2\frac{1}{8}$ " x 10 thds	15	F 790	"	8	7 oz.
S123	Rear wheel bushing	4 00	F1303	"	2	7 lb., 8 oz.
S124	Rear wheel cleat—right	50	F 675	"	14	8 lb.
S125	Rear wheel cleat—left	50	F 676	"	14	8 lb.
S128	Rear wheel cleat rivet— $\frac{1}{4}$ " x $1\frac{1}{2}$ " non rivet	02	F 635	"	112	1 oz.

KEROSENE TANK

S150	KEROSENE TANK ASSY—Terne plate	8 00	F1618	"	1	25 lb.
S151	KEROSENE TANK ASSY—Terne plate	10	T1317	"	1	3 oz.
T2901	Kerosene tank cap (Same as S151)	75	F1926	"	1	1 lb., 8 oz.
*S152	Kerosene tank strap assy.	75	F1927	1917-22	1	1 lb., 8 oz.
*S153	Kerosene tank strap—rear assembly	10	F1579	1917-23	2	2 oz.
S154	Kerosene tank strap lining—Cotton webbing	10 dz.	T168	"	6	
S155	Kerosene tank strap rivet—Copper $\frac{1}{8}$ " x $\frac{5}{8}$ " split rivet	01	T5636	"	4	
S156	Kerosene tank strap lock	03	F 584	"	4	
S157	Kerosene tank strap nut—Steel $\frac{3}{4}$ " x 20 thds.	90	T2088	"	1	1 lb., 2 oz.
S158	Sediment bulb assembly—Including pet cock	25	T2051	"	1	
S159	Sediment bulb flange (Same as T2051X)	03	T2094	"	1	
S160	Sediment bulb flange gasket (Same as T2094X)	15	T1515	"	1	
S161	Sediment bulb pet cock (Same as T3079)	20	F1931	"	1	
S162	Kerosene feed tube	05	T1374	"	1	1 oz.
S163	Kerosene feed tube pack nut (Order S163)	02	T5892	"	1	
S164	Sediment bulb pack nut (Same as T2910)	02	T5892	"	1	
S164	Sediment bulb pack nut packing (Same as T2913)	02	T5892	"	1	

GASOLINE TANK

S175	GASOLINE TANK ASSY—Assembly	3 00	F2026	1917-23	1	12 lb.
S176	GASOLINE TANK ASSY—Cast iron	2 50	F2024	"	1	11 lb.
T2901	Gasoline tank cap (Same as S175)	30	F2027	"	1	4 oz.
*S178	Gasoline tank plug—Mall iron	20	F1930R	1917-21	1	2 oz.
S179	Gasoline tank plug gasket—Lead (Order S160)	10	F3398	1922-23	1	
S181	Gasoline tank pet cock—Brass tubing	05	F 560	1917-23	2	2 oz.
S181B	Fuel feed tube—short	01	F2247	"	2	
S182	Gasoline feed tube pack nut (Order S163)	10	F1939	"	1	
S183	Gasoline tank cap screw— $\frac{1}{2}$ " x $1\frac{1}{4}$ " x 13	75	F3089	1922-23	1	
S184	Aux gas tank plug—washer	01	F2247	"	2	
S185	Fuel valve (two way)	10	F1939	"	1	

MOTOR

S200	CYLINDER—Cast iron	50 00	F2260R	1917-23	1	195 lb.
S200C	Cylinder-bore—.0125 oversize	35 00	F2260CR	"	1	195 lb.
S200D	Cylinder assy.—Standard cylinder	110 00	F3134AR	"	1	
S200E	Cylinder assy.—.03125 oversize cylinder	85 00	F3134ACR	"	1	
S201	Cylinder head—Cast iron	12 00	F 133	"	1	52 lb.
S202	Cylinder head gasket— $\frac{1}{2}$ " x $3\frac{3}{4}$ " x 13 thds	05	F1379	"	22	4 oz
S203	Cylinder head gasket—Copper, asbestos	60	F 157	"	1	11 oz
S204	Cylinder head water conn. gasket	15	F1567	"	1	2 oz.
S205	Cylinder pin—Steel $1\frac{1}{4}$ " dia.	40	F1544	"	1	7 oz.
S206	Cylinder front cover—Steel	40	F1381	"	1	45 lb.
S207	Cylinder front cover bolt— $\frac{1}{2}$ " x 20 thds	13	F 583	"	2	2 oz.
S208	Cylinder front cover gasket— $\frac{1}{4}$ " x $1\frac{1}{4}$ " x 20 thds	05	F 583	"	2	2 oz.
S210	Cyl front cover drain cock—Brass and mall. iron	40	F1769	"	1	7 oz.
S211	Cyl front cover fastener— $\frac{1}{8}$ " x $1\frac{1}{4}$ " x 13 thds (Order S182)	05	F 716	"	1	
S212	Cyl front cover screw lock— $\frac{1}{2}$ " std. (Order S183)	05	F1889	"	3	3 lb.
S213	Cylinder pin—Cast iron	3 00	F2264D	"	4	15 oz.
S214	Piston complete— $\frac{1}{2}$ " oversize	3 00	F2264C	"	4	3 lb., 15 oz.
S215	Piston complete— $\frac{1}{4}$ " oversize	3 00	F2264E	"	4	3 lb., 15 oz.
S216	Piston complete— $\frac{3}{4}$ " oversize	3 00	F2264F	"	4	3 lb., 15 oz.
S217	Piston complete—Steel	1 00	F1168	"	4	8 oz.
S218	Piston pin— $\frac{1}{2}$ " x 20 thds	20	F 363DR	"	12	2 oz.
S219	Piston ring—Standard	20	F 363B	"	12	2 oz.
S220	Piston ring— $\frac{3}{4}$ " oversize	20	F 363CR	"	12	2 oz.
S221	Piston ring— $\frac{1}{2}$ " oversize	20	F 363ER	"	12	2 oz.
S222	Connecting rod cap bolt— $\frac{1}{2}$ " x 20 thds	15	F1378	"	4	3 lb., 10 oz.
S223	Conn. rod clamp screw— $\frac{1}{2}$ " x $1\frac{1}{4}$ " x 20 thds	10	F 117	"	4	2 oz.
S224	Conn. rod emergency shim—Brass, .003"	01	F1070	"	24	
S225	Conn. rod emergency shim—Steel, .0015"	01	F2542	"	1	
S226	CRANKSHAFT—Steel	27 50	F1145B	"	1	46 lb.

*Two required on Tractors with breather on dash. *Used only on Tractors without breather on dash. †When replacing plug having $\frac{1}{8}$ " hole with plug having $\frac{1}{4}$ " hole also install S-185.




Plate No. 2

STARTING CRANK—Continued

S427	Starting crank handle (Same as T3901)		\$ 0 20	T 520R	1917-23	1		6 oz.
S428	Starting crank handle pin (Same as T3902)		10	T 521R	"	1		4 oz.
S429	Starting crank handle spring (Same as T3909)	Steel	02	T3911R	"	1		1 oz.
S430	Starting crank spring	Steel	03	F 459	"	1		2 oz.
S431	Starting crank spacer	Steel	05	F1823	"	1		2 oz.
S432	Starting pin	$\frac{1}{8}$ " dia. x $2\frac{3}{4}$ "	10	F1021	"	1		

DASH

S431	Dash with lining	Cast iron	11 00	F2266A	1917-22	1		32 lb.
S431B	Dash cotton lining	Cotton webbing (Order S155)	12 00	F2266B	1923	1		$\frac{3}{8}$ "
S432	Dash cotton rivet	$\frac{3}{16}$ " x $1\frac{1}{4}$ " x 13 thds.	05	F1817	1917-23	2		2 oz.
	Dash cap screw	$\frac{1}{8}$ " (Order S353)				2		

CLUTCH LEVER BRACKET

S435	Dash bracket	Cast iron	05	F1897	"	1		
S436	CLUTCH LEVER BRACKET ASSEMBLY	Cast iron	4 50	F1789	"	1		5 lb.
S437	Clutch lever bracket	$\frac{1}{2}$ " x $1\frac{1}{4}$ " x 13 thds. (Order S302)	1 00	F1758	"	1		
S439	Clutch lever	Steel	2 00	F1760	1923	1		2 lb., 12 oz.
S439B	Clutch lever pin	Steel	2 50	F1760B	"	1		2 lb., 2 oz.
S401	Clutch release plate	Bronze	90	F1759	"	1		15 oz.
S402	Clutch pedal	Steel	1 80	F1587	"	1		4 lb.
S403	Clutch pedal cam retainer	Steel	60	F1761	"	1		7 oz.
S404	Clutch pedal cam	Steel	03	F1762	"	1		1 oz.
S405	Clutch pedal spring	Steel wire	03	F1853	"	1		

STEERING GEAR

STEERING WHEEL ASSEMBLY

S475	STEERING WHEEL ASSEMBLY		2 25	F1747	"	1		5 lb., 7 oz.
S476	Steering wheel rim	Steel	1 00	F1510	"	1		1 lb., 15 oz.
S477	Steering wheel rim screw	Steel	02	F15346	"	4		8 oz.
S478	Steering wheel spider	Cast iron	1 20	F1748	"	1		3 lb., 11 oz.
S479	Steering shaft	Steel	1 00	F1437	"	1		1 oz.
S480	Steering shaft grease cup	(Use 12345)	10	F76	"	1		1 oz.
S481	Steering shaft nut	$\frac{1}{2}$ " x 18 thds.	80	F1745	"	1		15 oz.
S482	Steering sector nut	Malleable iron	02	F1731	"	1		1 oz.
S483	Steering sector pin	$\frac{1}{4}$ " x $1\frac{1}{8}$ "	70	F1738	"	1		12 oz.
S484	Steering pinion	Steel	2 00	F1423	"	1		4 lb.
S485	Steering arm—rear	Steel	15	F1633	"	1		6 oz.
S486	Throttle control handle	Steel	10	F1784	"	1		2 oz.
S487	Throttle con. lever comm.	Steel	10	F1785	"	1		9 oz.
S488	Throttle control rod	Steel	20	F1818AR	1917-21	1		
S488B	Throttle control rod and cover assembly		70	F3202	1922-23			
S488C	Throttle control rod Assy.	Steel	20	F3201	1917-23	2		1 oz.
S489	Throttle control rod lever	Steel	15	F1654	1922-23	1		1 oz.
S489B	Throttle con. rod lever pin	$\frac{1}{8}$ " x $\frac{5}{8}$ "	01	F1786	1917-23	4		1 lb.
S490	Spark control rod	Steel	20	F1655	"	1		3 oz.
S491	Spark control rod support	Steel	05	F1873	"	1		1 oz.
S492	Spark control rod lever	Steel	10	F1875	"	1		
S493	Control rod and priming rod plunger spring	Steel wire	03	F1188	"	3		
S495	Control rod spring retainer	Steel	03	F1150	"	2		
S496	Control rod spring retainer pin	$1\frac{1}{8}$ " x $\frac{1}{2}$ "	01	F1781	"	2		6 oz.
S497	Priming rod	Steel	15	F2037AR	1917-20	1		5 oz.
S497B	Priming rod plunger	Steel	15	F2037B	1921-23	1		5 oz.
S498	Needle valve adjusting rod	Steel	05	F2199	1917-23	1		5 oz.
S499	Needle valve adjusting rod	Steel	15	F2025AR	1917-21	1		1 oz.
S499B	Throttle control rod yoke	Steel	15	F1915	1917-21	1		1 oz.
S500	Throttle control cover Assy.		10	F3200	1922-23			
S501	Throttle control rod spring	Steel	05	F3199	"	3		
S502	Throttle control rod spring disc		03	F3198	"			
S503	Throttle control rod friction disc							

RADIATOR

S526	Radiator top tank & lining	Cast iron	12 50	F2261	1917-23	1		60 lb.
S527	Radiator top tank cover	Steel	20	F1418	"	1		15 oz.
S528	Radiator cover bolt	Steel	15	F1422	"	1		5 oz.
S529	Radiator cover bolt nut	Steel	05	F1836	"	1		9 oz.
S530	Radiator cover knob	Cast iron	30	F1420	"	1		
S531	Radiator cover ring	Steel	03	F1421	"	1		
S532	Radiator tank cap screw	$\frac{1}{4}$ " x $\frac{3}{8}$ " x 28 thds.	05	F2284	"	21		
S533	Radiator top tank stud	$\frac{1}{8}$ " x 28 thds & $\frac{3}{8}$ " x 16 th				9		
S534	Radiator top tank stud nut	(Order S404)				3		
S535	Radiator top tank rivet	$\frac{1}{8}$ " x $\frac{3}{8}$ " split (Order S155)				3		
S536	Radiator top tank cotton lining	Cotton webbing (Order S154)				1		2 oz.
S537	Radiator top tank conn.	Cast iron	2 50	F1405	"	1		9 lb.
S538	Radiator top tank conn.— from cap screw	(Order S185)				4		

*Beginning with Tractor 276,283.
†Beginning with Tractor 213,400.




Plate No. 3

RADIATOR—Continued

S538	Radiator tank cap screw	1/2" x 1" x 28 thds.	\$ 0 05	F2346	1917-23	16	
S540	Radiator tank cap screw nut	1/2" x 28 thds. (Order S403)				46	
S541	Radiator tank cap assembly	Assembly				1	
S542	Rad. overflow tube & gland	Brass tube		F1822	"	28 lb.	
S543	Radiator strip—front	Steel		F1533	"	6 oz.	
S544	Radiator strip—rear	Steel		F1534	"	10 oz.	
S545	Radiator side member	Cast iron		F1530	"	5 oz.	
S546	Radiator bottom tank	Cast iron		F1387	"	9 lb.	
S547	Rad. bottom tank cap screw	Steel		F1583	"	10 lb.	
S548	Rad. bottom tank cap screw	1/2" x 1/2" x 13 thds. Yellowmold.		F2552	"	2 oz.	
S549	Radiator top tank gasket	Copper, asbestos		F1568	"	2 oz.	
S550	Rad. bottom tank gasket	Copper, asbestos		F1569	"	1 oz.	
S551	Radiator fin	Cast iron		F 798	"		
S552	Radiator header—bottom	F 800		F 800	"		
S553	Radiator header—top	F 801		F 801	"		
S554	Radiator tube—small	1/4" x 1 1/2" x 20 thds. (Order S208)					
	Rad. conn. bolt	1/4" x 20 thds. (Order S157)					
	Rad. conn. bolt nut	1/4" x 20 thds. (Order S157)					
	Rad. conn. lock washer	1/4" x 20 thds. (Order S158)					
	Rad. 1/2" lock washer	1/2" std. (Order S183)					


FAN

S575	FAN ASSEMBLY	Assembly		F1846	"	6 lb.	
S576	Fan shaft	Steel		F1814	"	12 oz.	
S577	Fan shaft retainer	5/8" x 1 1/8 thds. (Order S83)		F2377	"	5 oz.	
S578	Fan blade assembly	Steel		F2467	"	3 lb.	
S579	Fan pulley	Cast iron		F2372	"	2 lb.	
S580	Fan pulley gasket	Yellowmold		F2564	"	2 oz.	
S581	Fan pulley dust ring	Steel stamping		F2575	1920-23		
S582	Fan pulley plug	1/8" pipe plug		F2375	1917-23		
S583	Fan drive pulley	Cast iron		F1572	"	3 lb.	
S584	Fan drive pulley pin	1/8" x 1 1/8" x 20 thds.		F1572	"	2 oz.	
S585	Fan ball bearing	1 1/8" inside dia., 1 1/8" outside dia.		F2428	"	1 oz.	
S586	Fan washer	Steel		F1527	1917-23	2	4 oz.
S590	Fan belt	Special fabric, 1 1/8" x 3/8" thick		F1496	"	2 oz.	
S591	Fan belt	Steel fabric, 1 1/8" x 3/8" thick		F1467	"	6 oz.	

VAPORIZER


S600B	Vaporizer assembly			F1175A	"	5 lb.	10 oz.
S601B	Mixing chamber assembly	Cast iron		F1431	1922-23	3 lb.	11 oz.
S602	Mixing chamber	Cast iron		F234-2R	1917-21		
S602B	Mixing chamber	Steel		F14358	1922-23		
S603	Mixing chamber cover	Steel		F10797R	1917-21		
S603B	Mixing chamber cover Assy.			F14373	1922-23		6 oz.
S604C	Mixing chamber cover screw	(Order S-628B)					
S605	Mixing chamber cover gasket	(Old No. 604B)		F15091	1917-23		
S606	Mixing chamber gasket	Copper, asbestos		F221-58R	"		
S607	AIR VALVE	Brass		F220-60R	"		
S608	Air valve guide	Die casting		F10850	"		2 oz.
S609	Throat choke tube	Die casting		F221-64	"		3 oz.
S610	Throat repairer screw	Steel		F220-65R	1917-21		1 oz.
S611	Shifter valve			F234-4R	"		
S612	Shifter valve button			F234-9R	"		
S613	Shifter valve plunger			F220-78R	"		
S614	Shifter valve spring			F234-7R	"		
S615	Shifter valve cover	Cast iron		F342-8R	"		2 oz.
S616	STRANGLING THROTTLE LEVER AND VALVE ASSEMBLY						
S616B	Strangling throttle lever and rod assembly			F234-12R	"		3 oz.
S617	Strangling throttle plate	Steel		F14408	1922-23		1 oz.
S618	Strangling throttle plate pin	Brass		F220-93	1917-23		
S619	Throttle lever assembly	Steel		T6325A	"		2 oz.
S620	Throttle plate	Steel		F234-11R	1917-21		1 oz.
S620B	Throttle plate	Order S-618		F12204R	"		2 oz.
S621	Vapor tube pack nut	Steel		F14365	1922-23		1 oz.
S622	Vapor tube packing	Brass		F221-52	1917-23		1 oz.
S623	Vapor tube packing	Brass		F11295R	1917-20		
S623B	Vapor tube packing	Brass		F14208	1920-23		
S623C	Vapor tube packing	Brass		F14207	1917-23		
S624	Floater chamber assembly	Cast iron		F234-75R	1917-23		1 lb.
S624B	Floater chamber assembly	Cast iron		F15002	1922-23		6 oz.
S625	Floater chamber	Cast iron		F234-17R	1917-23		2 lb.
S625B	Floater chamber	Steel		F15205R	1917-23		1 oz.
S626	Floater chamber cover	Cast iron		F15268	1922-23		
S627	Floater chamber cover spring	Steel		F12238R	1917-21		
S628	Floater chamber cover screw	Steel		F234-30R	"		
S628B	Floater chamber cover screw	Steel		F15574	1922-23		
S629	Floater chamber spacer	Steel		F234-40R	1917-21		
S630	Floater chamber weld plug	Steel stamping		F234-29R	"		

*Used on old style fans.



VAPORIZER—Continued

S631	Floret	Copper	\$0	30	F234-43R	1917-21	1	1 oz.
S632	Floret	Brass	30	F15272	1922-23			
S633	Floret lever and clamp screw	Brass	15	F13205	1917-21	1	1	
S633B	Floret lever and clamp screw	Brass (Use T4452A)	15	F15919	1922-23			
S633B	Floret lever pin	Brass	03	F234-40R	1917-21	1	1	
S634	Floret valve	Brass	05	F15313	1922-23			
S634B	Floret valve	Brass	40	F234-83R	1917-21	1	1	
S635	Floret valve seat	Brass	20	T6324A	1922-23			
S635B	Floret valve seat	Brass	15	F234-49R	1917-21	1	1	1 oz.
S636	Adjusting needle point and valve assembly	Brass	60	F234-80	1917-21	1	1	3 oz.
S637	Adj. needle point spring	Steel	05	F234-81R	"	1	1	
S638	Adj. needle bushing	Steel	15	F234-23R	"	1	1	
S639	Adj. needle point assembly	Brass	40	F234-50R	"	1	1	2 oz.
S639B	Adj. needle head and block assembly	Brass	45	F14914	1922-23			
S640	Adj. needle pilot	Brass	20	F234-67	1917-23	1	1	1 oz.
S642	High and low speed nozzle	Copper	03	F10849R	1917-21	1	1	1 oz.
S644	Nozzle gasket	Copper	20	F220-47R	"	1	1	
S643	Nozzle plug	Steel	15	F220-43R	"	1	1	1 oz.
S645	Nozzle plug gasket	Copper	03	F220-44R	"	1	1	
S647	Pipe plug, 3/8"	Steel (Order S583)	10	F16303	1917-23	1	2	
S648	Floret chamber gasket	Steel	03	F234-27R	1917-21	1	1	21 lb.
S648B	MANFOLD & STUD ASSY.	Steel	7	F234-76R	1922-23			
S649B	Manifold and stud assembly	Steel	6	F14434	1922-23			
S650	Manifold and stud assembly	Steel	1	F15001	1917-23	1	3 lb.	8 oz.
S652B	Manifold outlet and studs	(Order S649B)	1	F234-71R	1917-21	1	2	
S653	Exhaust mani. outlet studs	Brass	10	F10929	1917-23	4	4	
S654	Vaporizer to cyl. stud nut	(Use T249)	05	T78	"	4	4	
S655	Manifold gland	Steel	03	F1044	"	4	4	1 oz.
S656	Manifold lock washer	Steel	02	F1621	"	4	4	
S657	Manifold gasket	Copper	03	F1043	"	4	4	
S658	SHUNT VALVE LEVER ASSEMBLY	Steel	90	F234-73R	1917-21	1	1	8 oz.
S659	Shunt valve lever stud	Steel	15	F10837R	"	1	1	1 oz.
S660	Shunt valve lever stud nut	Brass	15	F10838R	"	1	1	
S661	Shunt valve lever shims	Steel	03	F234-52R	"	2	2	
S662	EXHAUST SHUNT VALVE ASSEMBLY	Steel	50	F234-74R	"	1	1	1 lb., 6 oz.
S662B	Shunt valve and pilot assy.	Mail. iron	45	F14435	1922-23			
S663	Exhaust tube assembly	Mail. iron	1	F2201	1917-21	1	1	13 oz.
S664	Exhaust tube flange	Steel, 2" dia.	30	F1987	"	1	1	2 oz.
S665	Exhaust tube	Steel	1	F1996	"	1	1	7 oz.
S666	Exhaust tube bracket	Steel	10		"	1	1	
S667	Exhaust tube bracket cap	1/4" x 1" x 28 thds (Order S538)	1		"	1	1	
S668	Exhaust tube bracket cap screw nut	1/4" x 28 thds (Order S404)	05	F234-58R	1917-21	1	1	2 oz.
S669	Mixer chamber stud—short	3/8" x 1 1/4" x 24	05	F234-57R	"	2	2	1 oz.
S670	Mixer chamber stud—long	3/8" x 2 1/4" x 24	05	F234-28R	"	2	2	1 oz.
S671	Floret chamber stud	1/4" x 2 1/4" x 24	05	F234-59R	"	2	2	
S672	Mixer chamber stud nuts	3/8" x 24	05		"	2	2	
S673	Mixer chamber stud lock washer	3/8"	01	T1943	"	2	2	3/4"
S674	Floret chamber stud nut	1/8" x 24	02	T44	1917-23	2	2	
S675	Floret chamber stud nut	Steel	05	T1599	1922-23	1	1	
S676B	Lock washer	Steel	1	F14210R	1917-23	1	1	
S676C	Vapor tube complete	Steel	1	F14368	1917-23	1	1	1 oz.
S677	Vapor tube	Brass (Same as T6055)	15	T4859	"	2	2	
S679	Fuel inlet elbow pack nut	Steel (Order S163)	20	F1935R	"	1	1	2 oz.
S681	Gas, shut-off cock pack nut	Steel (Order S163)	05	T6284	"	1	1	
S682	Mixing chamber plug	Steel	03	F10924	"	1	1	
S683	Throat retaining screw	Mail. Iron	20	F14335	"	1	1	
S684	Shunt valve latch	Brass	01	F14366	"	1	1	
S685	Shunt valve plate screw	Steel	05	F14376	"	1	1	
S686	Adj. needle nut	Brass	20	F16166	"	1	1	
S687	Floret chamber throat screw	Brass	03	F14420	"	1	1	
S688	Manifold outlet and stud assembly	Brass	1	F14436	"	1	1	
S689	Floret chamber throat	Brass	15	F14605	"	1	1	
S690	Floret chamber cap screw	Brass	15	F15092	"	1	1	
S691	Mixing chamber governor	Steel	05	F15563	1922-23			
S692	Mixing chamber governor	Steel	03	F15737	"			
S693	Mixing chamber gasket	Steel	02	F15738	"			
S694	Adj. needle gasket	Steel	01	F234-26	1917-23			
S695	Throttle stop lever plate	Steel	10	F14422	1922-23			
S696	Throttle rod	Brass	01	F14367	"			
S697	Throttle stop screw	Steel	20	F14423	1917-23			
S698	Throttle stop lever and rod assembly	Steel	40	F14425	1922-23			
S699	Throttle stop lever plate stud	Steel	05	F14433	"			



AIR WASHER

S700	AIR WASHER ASSEMBLY	Assembly	\$14.00	F1994	1917-23	1	50 lb.
S701	Air washer bowl	Cast iron	7.00	F1879	"	1	30 lb.
S702	Air washer cover	Cast iron	2.00	F1880	"	1	9 lb.
S703	Air washer cover gasket	Vulcanoid or cork	1.00	F2196	"	1	1 lb.
S704	Air washer handle plate	Brass	35	F2546	"	1	8 oz.
S705	Air washer drain plug	Die casting (Ord. S254)	1.20	F1883	"	2	2 lb., 12 oz.
S706	Air washer tube flange	Cast iron	0.3	F1885	"	2	2 lb., 12 oz.
S707	Air washer plug gasket	Copper, asbestos	0.3	F2030	"	2	2 lb., 12 oz.
S708	Air washer tube flange gasket	Copper, Vulcanoid	25	F1882R	1917-21	1	3 oz.
S709	Air washer tube—small	Sheet iron	25	F3396	1922-23	1	3 oz.
S709B	Air washer tube—small	Sheet iron	25	F1881	1917-23	1	4 oz.
S710	Air washer tube—large	Sheet iron	25	F2010	"	2	4 oz.
S711	Air washer tube felt collar	Felt	0.5	"	"	2	"
S712	Air washer cover cap screw	Steel	1/4" x 1 1/8" x 28 thds. (Order S583)	"	"	4	"
S714	Air washer hange cap screw	Steel	1/4" x 28 thds. (Order S404)	"	"	4	"
S715	Air washer bowl cap screw	Steel	1/4" x 1 1/8" x 20 thds. (Order S182)	"	"	2	"
S716	Air washer float assembly	Assembly	0.5	F 608	"	2	"
S717	Air washer float assembly	Assembly	1.50	F2177	1917-23	2	1 lb., 3 oz.

SPARK COIL

S725	COIL		10.00	F2012	"	1	14 lb.
S726	Coil box with cover	Oil style (Use T5004)	3.00	F2360	1917-18	1	4 lb.
S727	Coil box cover	New style	25	T7910	1917-18	1	11 oz.
S728	Coil box cover	Oil style (Use T5004)	70	F2355	1919-23	1	11 oz.
S729	Coil box terminal sleeve	Forceclean	0.5	F1914	1917-23	4	1 oz.
S730	Coil switch assembly	(Same as T5010)	65	T5873	1917-18	1	5 oz.
S731	Coil switch lever	(Same as T5006)	0.5	T5815A	"	1	"
S732	Coil unit	(Same as T5007)	1.60	T5845	1917-23	4	2 lb.
S733	Coil vibrator bridge with contact point	(Same as T5009)	10	T6702	"	4	1 oz.
S734	Coil vibrator armature with contact point	(Same as T5008)	10	T6797	"	4	1 oz.
S735	Coil box support—R. H.	Malleable iron	25	F1954	"	4	12 oz.
S736	Coil box support—L. H.	Malleable iron	25	F1955	"	3	12 oz.
S737	Coil box stud nut	"	0.5	F2021	"	1	"
S738	Coil box cap screw	"	0.3	F2022	"	4	"
S739	Coil box cap screw nut	"	0.2	F 564	"	4	"

WIRING

S750	Spark plug wire	Stranded wire	10	F1210	"	2	1 oz.
S751	Spark plug wire Nos. 3 and 4 cyl.	Stranded wire	10	F1212	"	1	3 oz.
S752	Magneto to coil wire	Stranded wire	10	F1215	"	1	3 oz.
S753	Commutator wire assembly	4-way cable	55	F1214	"	1	9 oz.
S754	Commutator cable support	Steel	0.3	F2108	"	1	1 oz.

SEAT

S775	SEAT	Steel	1.00	F1743	"	1	5 lb.
S776	Seat spring	Steel	1.20	F1633	"	1	10 lb.
S777	Seat spring bolt and nut	1/2" x 1 1/4" x 13	0.5	F2461	"	1	2 oz.
S778	Seat spring lock washer	3/8" x 1 1/2" x 10	10	F1746	"	1	5 oz.
S780	Seat spring cap screw lock washer	3/4" std.	0.2	F2191	"	1	1 oz.

FOOT BRACKET

S790	FOOT BRACKET	Cast iron	1.00	F1749	"	1	4 lb.
S791	Foot bracket gasket	Paper	0.3	F1900	"	1	"
S800	Tool box cap screw	1/2" x 1 1/4" x 13 thds. (Order S182)	1.25	F1870	"	6	3 lb.

TOOLS


S803	Tool box washer	Steel	1.00	F1903	"	2	10 oz.
S804	Wescott wrench	8" (Order S243)	25	T1903	"	1	8 oz.
S806	Combination spark plug and crankcase bolt wrench	9" Keystone	1.00	F1984	"	1	8 oz.
S807	Wrench for 1/8" and 1/4" nut	Steel	40	T5893	"	1	4 oz.
S808	Wrench for 5/16" cap screw	Steel	20	F2095	"	1	4 oz.
S809	Rear wheel wrench	Steel	60	F2372	"	1	5 oz.
S810	Front hub cap wrench	Steel	50	F2366	"	1	4 oz.
S811	Valve seating cutter	Steel	75	F2097	"	1	2 lb.
S812	Valve seating cutter	Steel	70	F2197	"	1	2 lb.
S813	Valve seating cutter	Steel	1.00	F35R27	"	1	6 oz.
S814	Valve seating cutter	Steel	1.25	F35R31	"	1	6 oz.

*Used on Tractors without breather on dash.

**Used with Tractors having breather on dash.

†Used on Tractors up to No. 31807.

‡Beginning with Tractor 213,300.



BELT PULLEY ATTACHMENT

Part No.	Name	Specifications	List	Factory No.	Year	Unit	Weight
S900	PULLEY ATTACHMENT COMPLETE		\$23 00	F2451	1917-23		
S901	Pulley drive gear (and shaft)		2 00	F1389			
S902	Pulley drive gear housing		3 50	F2429			
S903	Drive pulley assembly		6 00	F3130			
S904	Drive pulley bushing		85	F3131			
S905	Drive pulley felt washer		05	F3125			
S906	Drive pulley felt retainer		10	F3127			
	Pulley drive gear nut	(Order S98)					
	Pulley drive gear washer	(Order S87)					
	Pulley drive gear bearing—inside	(Order S350)					
	Pulley drive gear bearing—outside	(Order S108)					

EXTENSION RIM

Part No.	Name	Specifications	List	Factory No.	Year	Unit	Weight
S910	EXTENSION RIM ASSEMBLY COMPLETE with bolts, nuts, washers and spacers for attaching		15 00	F2448	1917-23	2	90 lb.
S911	Extension rim cleat	Steel, each	25	F2512	"	10	per rim 3 lb.
S912	Extension rim bolt	$\frac{1}{2}$ " x $1\frac{1}{2}$ " x 20 thd.	03	F1833	"	14	per rim
S913	Extension rim lock washer	$\frac{1}{2}$ " x 20 thd. (Order S157)	03	F2513	"	14	per rim
S914	Extension rim spacer nut	$\frac{1}{2}$ " std. (Order S156)	02	F2513	"	14	per rim
S915	Extension rim cleat rivet	$\frac{3}{8}$ " x $1\frac{1}{4}$ " std.	03	F634	"	20	per rim

TRACTOR COVER

Part No.	Name	Specifications	List	Factory No.	Year	Unit	Weight
S920	Tractor cover	Canvas	6 00	F2187	1917-23	1	6 lb., lb. 8 oz.

GROUSER

Part No.	Name	Specifications	List	Factory No.	Year	Unit	Weight
S925	Grouser		50	F2297			28
S926	Grouser bolt		05	F2995			84
S927	Grouser bolt nut		02	F2996			84

FENDER

Part No.	Name	Specifications	List	Factory No.	Year	Unit	Weight
S931	Fender—right		20 00	F3000			1
S932	Fender—left		20 00	F3001			1
S933	Fender iron—right	Steel	2 25	F3024			1
S934	Fender iron—left	Steel	2 25	F3025			1
S935	Fender iron to dash bolt—long	$\frac{1}{2}$ "—20 thds.	05	F3032			2
	Fender iron to dash bolt—short	(Order S208)					4
S938	Fender iron to dash bolt lock washer	(Order S157)					6
S939	Fender axle bracket	Malleable iron	01	T5636			6
S940	Fender axle bracket clamp	Steel— $\frac{3}{4}$ "—16 thds.	2 75	F3015			2
S941	Fender axle bracket clamp nut		50	F3018			2
S942	Fender step bolt		05	T1327			4
S943	Fender step bolt		1 15	F3027			1
S943B	Fender step to rear support bolt		02	T5510			2
S944	Fender step bolt nut		03	T340			4
S945	Fender step bolt lock washer		02	T1363			6
S946	Fender rear support		01	T7254			6
S949	Fender rear support bolt—long		4 00	F3020			1
S950	Fender rear support bolt—short	$\frac{3}{8}$ "—20 threads	05	F3029			8
	Fender rear support bolt nut	(Order S157)	01	T1897			4
	Fender rear support lock washer	(Order S157)	02	T44			12
S960	Fender step block	(Order S945)	05	F3028	1917-23	12	
S961	Fender adapter cap screw—short	Malleable iron	3 50	F2967R		1	
S962	Fender adapter cap screw—long		05	F582		4	
	Fender adapter cap screw—long	(Order S208)				2	
	Fender adapter cap screw—washer	(Order S938)				6	
S965	Fender adapter bolt nut	(Order S935)				6	
	Fender adapter bolt lock washer	(Order S157)				6	
	Fender adapter bolt lock washer	(Order S938)				6	

COTTER PINS

Part No.	Name	Specifications	List	Factory No.	Year	Unit	Weight
*10	$\frac{1}{8}$ " x $\frac{3}{4}$ " cotter pin		\$0.05 per doz.	T7992			
*11	$\frac{1}{8}$ " x $1\frac{1}{4}$ " cotter pin		05	T544			
*12	$\frac{1}{8}$ " x $1\frac{1}{2}$ " cotter pin		05	T735			
*13	$\frac{1}{8}$ " x $1\frac{3}{4}$ " cotter pin		05	T1431			
*14	$\frac{1}{8}$ " x $2\frac{1}{4}$ " cotter pin		05	F1834			
*15	$\frac{1}{8}$ " x $2\frac{3}{4}$ " cotter pin		05	T 014			
*16	$\frac{1}{8}$ " x $3\frac{1}{4}$ " cotter pin		05	T7328			
*17	$\frac{1}{8}$ " x $3\frac{3}{4}$ " cotter pin		05	T1328			
*18	$\frac{1}{8}$ " x $4\frac{1}{4}$ " cotter pin		05	F1592			
*19	$\frac{1}{8}$ " x $4\frac{3}{4}$ " cotter pin		05	F1671			
*20	$\frac{1}{8}$ " x $5\frac{1}{4}$ " cotter pin		05	F1593			
*21	$\frac{1}{8}$ " x $5\frac{3}{4}$ " cotter pin		10	F2475			

* 0.25 per Gross—0.75 per thousand. †Used when installing fenders on Tractors without breather on dash.

