

Fordson

TRADE MARK

TRACTOR

PARTS

PRICE LIST

Effective August 1, 1923

Ford Motor Company

DETROIT, MICH.

Fordson


TRADE MARK

TRACTOR

Parts Price List

Effective August 1, 1923

Prices subject to change without notice



MOTOR NUMBER HERE

Instructions for Ordering Parts

1. Always give number of Tractor; it is stamped on the motor on the right-hand side. (See Plate above.)
2. Always give number and name of each part ordered.
3. All prices net f. o. b. Branch, Factory or Dealer.
4. Specify whether shipments are to be forwarded by mail, express or freight.
5. Orders for parts should be written separately from correspondence pertaining to other matters.
6. Parts should be ordered from Dealer.

Ford Motor Company

DETROIT, MICH.

Price List of Fordson Tractor Parts

Catalog No. Name Specifications List Factory No. Year Unit Weight

REAR AXLE

S1	Rear axle shaft	Steel	\$ 5 00	F1305	1917-23	2	23 lb.
S2	Rear axle housing—R. or L.	Cast iron	15 00	F1674	"	2	67 lb.
S3	Rear axle housing cap screw	$\frac{3}{8}$ " x $1\frac{1}{8}$ " x 12 thds.	10 00	F1648	"	24	3 oz.
S4	Rear axle roller bearing	Paper	03 00	F1895	"	2	2 lb.
S5	Rear axle roller bearing	"	1 60	F2035	"	2	6 oz.
S6	Rear axle roller bearing sleeve	Steel	40 00	F2036	"	2	1 lb.
S7	Rear axle shaft bearing cover	Steel	05 00	F1630	"	2	5 oz.
S8	Rear axle shaft felt	Felt	05 00	F1632AR	1917-22	2	5 oz.
S8B	Rear axle shaft felt	Steel	10 00	F1632B	1922-23	2	5 oz.
S9	Rear axle shaft felt retainer	Steel	10 00	F1629AR	1917-22	2	5 oz.
S9B	Rear axle shaft felt retainer	Steel	05 00	F820	1917-23	2	5 oz.
S10	Rear axle housing plug	$\frac{1}{2}$ " pipe plug	4 50	F1304	"	2	6 lb.
S12	Differential gear lock ring	Steel	03 00	F1340	"	2	1 oz.
S13	Differential pinion spider	Steel	3 00	F1315	"	1 Pr.	5 lb.
S14	Differential pinion	Cast iron	1 50	F1313	"	4	6 oz.
S15	Differential housing	Steel	4 50	F1314	"	4	20 lb.
S16	Differential housing bolt	$\frac{1}{2}$ " x $2\frac{1}{4}$ " x 20 thds.	10 00	F1152	"	12	2 oz.
S17	Differential housing nut	$\frac{3}{4}$ " x 20 thds.	10 00	F 567	"	12	2 oz.
S19	Differential housing ball	$3\frac{1}{4}$ " dia. inside, $6\frac{1}{8}$ " dia. outside	12 00	F1526	"	2	5 lb.
S20	WORM GEAR	Bronze—35 teeth	20 00	F1294	1917-20	1	30 lb.
S20B	WORM GEAR	Steel—51 teeth	20 00	F1294B	1920-23	1	20 lb.
S21B	Worm (use only with S43)	Steel—2 lead	18 00	F1528	1917-20	1	20 lb.
S21C	Worm (deep splined)	Steel—3 lead	15 00	F1528B	1920-22	1	20 lb.
S22C	Worm shaft thrust roller bearing	Steel—3 lead	13 00	F1528C	1922-23	1	20 lb.
S25	Worm nut	$1\frac{1}{2}$ " x 12 thds.	16 00	F1524T	1917-23	1	1 lb.
S25	Worm nut	"	70 00	F1406	"	1	1 lb.

FRONT AXLE

S51	Front axle—with bushing	Steel	7 00	F2272	"	1	28 lb.
S52	Front axle runnion	$1\frac{1}{2}$ x $4\frac{1}{2}$ "	30 00	F1450	"	1	1 lb.
S53	Front axle run. bushing	Steel	10 00	F1451	"	1	3 oz.
S54	RADIUS ROD—WITH BUSHING	Steel	2 50	F2273	"	1	9 lb.
S55	Radius rod bushing	Steel	05 00	F1482	"	1	2 oz.
S56	Radius rod pin	$\frac{3}{4}$ " x $3\frac{1}{4}$ "	10 00	F1483	"	1	8 oz.
S57	Radius rod bolt	$\frac{3}{8}$ " x $2\frac{1}{2}$ " x 18 thds.	10 00	F1337	"	2	8 oz.
S58	Radius rod bolt nut (Same as T2579)	$\frac{3}{8}$ " x 18 thds.	05 00	T 124	"	2	1 oz.
S59	SPINDLE BODY	Steel	3 50	F2409	"	2	7 lb.
S60	Spindle body bushing	$1\frac{1}{2}$ x $6\frac{1}{2}$ "	10 00	F1609	"	2 Pr.	2 oz.
S61	Spindle pin	Steel	50 00	F1609	"	2	1 lb.
S62	Spindle pin washer	Steel	05 00	F2509	1919-23	2	4 oz.
S63	Front wheel dust ring	Steel	15 00	T 195	1917-19	2	3 oz.
S64	Spindle pin grease cup (Same as T2579)	Felt (used on 1st 35000 trs.)	05 00	F1640	"	2	2 oz.
S65	Spindle felt	Steel (used on 1st 35000 trs.)	05 00	F1608	"	2	2 oz.
S66	Spindle felt retainer	Steel	03 00	F1611	1917-23	2	1 oz.
S67	Spindle washer	Steel	05 00	F 680	"	2	2 oz.
S68	Spindle nut	$\frac{3}{4}$ " x 16 thds.	90 00	F2311	"	1	2 lb.
S69	SPINDLE ARM FRONT—RIGHT—ASSEMBLY	Steel	1 80	F2312	"	1	3 lb.
S70	SPINDLE ARM FRONT—LEFT—ASSEMBLY	Steel (Order S69)	05 00	F1328	"	2	4 oz.
S71	Spindle arm bushing	Steel (Order S69)	1 30	F1586	1917-23	1	6 lb.
S72	Spindle arm nut	Steel x 10 thds (Order S68)	10 00	F1339	"	2	4 oz.
S73	Spindle connecting rod	Steel x $2\frac{1}{8}$ "	30 00	F1614	"	2	7 oz.
S74	Spindle conn. rod yoke pin	Steel	3 00	F2224	"	1	5 lb.
S75	Spindle arm ball nut	$\frac{3}{8}$ " x 18 (Order S58)	1 50	F1809	"	2	10 oz.
S76	Spindle arm ball nut	"	20 00	F 427	"	2	2 oz.
S78	STEERING GEAR CONN. ROD ASSEMBLY	Steel	05 00	F1733	"	4	2 oz.
S79	Steering gear conn. rod	Steel	05 00	F1999	"	4	2 oz.
S80	Steering gear conn. rod cap	$\frac{1}{8}$ " x $1\frac{1}{2}$ " x 20 thds.	05 00	F1733	"	4	2 oz.
S81	Steering gear conn. rod cap	"	05 00	F1999	"	4	2 oz.
S82	Steering gear conn. rod cap nut	$\frac{1}{8}$ " x 20 thds.	05 00	F1999	"	4	2 oz.

WHEELS

S100	FRONT WHEEL ASSEMBLY	Steel	14 00	F2039	"	2	66 lb.
S101	Front wheel hub cap	Steel	20 00	F1603	"	2	1 lb., 2 oz.
*S102	Front wheel spindle bearing	"	60 00	F2600	"	2	7 oz.
*S103	Front wheel spindle bearing	$2\frac{1}{4}$ " dia. outside	1 20	F2601	"	2	7 oz.
*S104	Front wheel spindle bearing	$1\frac{1}{8}$ " dia. inside	1 00	F2602	"	2	14 oz.
*S105	Front wheel spindle bearing	$3\frac{1}{8}$ " outside dia.	2 10	F2603	"	2	12 oz.
S106	Front wheel spindle washer	$1\frac{1}{8}$ " dia. inside, $2\frac{1}{4}$ " dia. outside	05 00	F2574	"	2	3 oz.
S107	Front wheel ball bearing	$1\frac{1}{8}$ " dia. inside, $2\frac{1}{4}$ " dia. outside	3 50	F1553	"	2	14 oz.
S108	Front wheel ball bearing	$1\frac{1}{8}$ " dia. inside, $3\frac{5}{8}$ " dia. outside	4 50	F1552	"	2	1 lb., 7 oz.

+Obsolete—replace with S20B and S21B or S20B and S21C.

Beginning with Tractor No. 32764. Beginning with Tractor No. 263,810.




Plate No. 1

WHEELS—Continued

S120	REAR WHEEL ASSY—RIGHT	Less bushing	\$36 00	F2223	1917-23	1	315 lb.
S121	REAR WHEEL ASSY—LEFT	Less bushing	36 00	F1777	"	1	315 lb.
S122	Rear wheel hub cap screw	1/2" x 2 1/2" x 10 thds.	15	F 790	"	8	7 oz.
S123	Rear wheel bushing	Steel	4 00	F1305	"	7	7 lb., 8 oz.
S124	Rear wheel clear—right	"	50	F 675	"	14	8 lb.
S125	Rear wheel clear—left	"	50	F 675	"	14	8 lb.
S126	Rear wheel clear rivet	1/2" x 1 1/2" Iron rivet	02	F 635	"	112	1 oz

KEROSENE TANK

S150	KEROSENE TANK ASSY	Terne plate	8 00	F1618	"	1	25 lb.
S151	KEROSENE TANK CAP (Same as T2901)	Die casting	10	T1317	"	1	3 oz.
S152	Kerosene tank strap assy.	"	75	F1926	"	1	1 lb., 8 oz.
S153	Kerosene tank strap—rear	"	75	F1927	1917-22	1	1 lb., 8 oz.
S154	Kerosene tank strap lining	Cotton webbing	05	F1579	1917-23	2	2 oz.
S155	Kerosene tank strap rivet	Copper 1/2" x 5/8" split rivet	10 dz	T1768	"	6	"
S156	Kerosene tank strap lock	Steel	01	T5636	"	4	"
S157	Kerosene tank strap nut	1/2" x 20 thds.	03	F 584	"	4	"
S158	Sediment bulb assembly	"	90	T2088	"	1	1 lb., 2 oz.
S159	Sediment bulb hange (Same as T2902B)	Including pet cock	25	T2051	"	1	"
S160	Sediment bulb hange gasket	(Same as T2904X)	03	T2094	"	1	"
S161	Sediment bulb pet cock	"	15	T1515	"	1	"
S162	Kerosene feed tube	(Same as T3079)	20	F1931	"	1	"
S163	Kerosene feed tube pack nut	(Order S163)	05	T1374	"	1	1 oz.
S164	Sediment bulb pack nut	(Same as T2910)	02	T5892	"	1	"
S165	Sediment bulb pack nut	Steel 1/2" x 18 thds.	02	T5892	"	1	"
S166	Sediment bulb pack nut	(Same as T2913)	02	T5892	"	1	"

GASOLINE TANK

S175	GASOLINE TANK ASSY	Assembly	3 00	F2026	1917-23	1	12 lb.
S176	GASOLINE TANK	Cast iron	2 50	F2024	"	1	11 lb.
S177	GASOLINE TANK CAP (Same as T2901)	Die casting (Order S151)	30	F2027	"	1	4 oz.
S178	Gasoline tank plug gasket	Lead (Order S160)	20	F1930R	1917-21	1	2 oz.
S179	Gasoline tank pet cock	Brass (Order S161)	15	F3398	1922-23	1	2 oz.
S181	Gasoline feed tube	"	05	F 560	1917-23	2	2 oz.
S181B	Fuel feed tube—short	(Order S163)	01	F2247	"	2	"
S182	Gasoline feed tube pack nut	1/2" x 1 1/2" x 13	10	F1939	"	2	"
S183	Gasoline tank cap screw	1/2" x 1 1/2" x 13 thds	75	F3089	1922-23	1	"
S184	Gasoline tank cap screw lock	washer	01	F2247	"	2	"
S185	Aux. gas tank plug	"	10	F1939	"	2	"
S186	Fuel valve (two way)	"	01	F2247	"	2	"

MOTOR

S200C	CYLINDER	Cast iron	50 00	F2260B	1917-23	1	195 lb.
S200D	Cylinder bore .63125 oversize	"	35 00	F2260CR	"	1	195 lb.
S200E	Cylinder assy.	Standard cylinder	1 00	F3134AR	"	1	"
S201	Cylinder head	.03125 oversize cylinder	85 00	F3134ACR	"	1	"
S202	Cylinder head cap screw	Cast iron	12 10	F 133	"	1	52 lb.
S203	Cylinder head gasket	1/2" x 3 3/4" x 13 thds	60	F 157	"	1	4 oz.
S204	Cylinder head water conn.	Copper asbestos	15	F1567	"	1	2 oz.
S205	Cylinder oil plug	Steel 1 1/4" dia.	03	F1534	"	5	7 oz.
S206	Cylinder front cover	Cast iron	12	F1816	"	1	45 lb.
S207	Cylinder front cover bolt	1/2" x 1 1/2" x 20 thds.	05	F 583	"	1	2 oz.
S208	Cylinder front cover bolt nut	1/2" x 20 thds. (Order S157)	40	F1769	"	1	7 oz.
S210	Cyl. front cover felt	Felt	05	F 716	"	1	"
S211	Cyl. front cover cap screw	1/2" x 1 1/2" x 13 thds (Order S182)	8		"	8	"

CRANKSHAFT

S213	Cyl. front cover screw lock	1/2" std. (Order S183)	05	F1889	"	3	"
S214	Cyl. front cover gasket	Vellum	3 00	F2264B	"	4	3 lb., 15 oz.
S215	PISTON COMPLETE	Cast iron	3 00	F2264D	"	4	3 lb., 15 oz.
S216	Piston complete	1/2" oversize	3 00	F2264C	"	4	3 lb., 15 oz.
S216B	Piston complete	3/8" oversize	3 00	F2264E	"	4	3 lb., 15 oz.
S217	Piston pin	Steel	1 00	F1168	"	4	8 oz.
S218	Piston pin	.005" oversize	20	F 363DR	"	12	2 oz.
S218B	Piston ring	Standard	20	F 363CR	"	12	2 oz.
S219	Piston ring	1/2" oversize	20	F 363ER	"	12	2 oz.
S219B	Piston ring	.037" oversize	20	F2263AR	"	12	2 oz.
S220B	CONN. ROD ASSEMBLY	Does not include S223	3 50	F2263AR	"	4	3 lb., 10 oz.
S221	Conn. rod assembly	Under size (Use with S226B)	3 50	F1378	"	4	3 lb., 10 oz.
S222	Conn. rod cap bolt nut	1/2" x 2 1/2" x 20 thds.	15	F1380	"	8	2 oz.
S223	Conn. rod clamp screw	1/2" x 1 1/2" x 20 thds.	15	F 117	"	8	"
S224	Conn. rod clamp screw	Brass .003"	01	F1070	"	24	"
S225	Conn. rod emergency shim	Brass .0015"	01	F2542	"	1	"
S226	CRANKSHAFT	Steel	27 50	F1145B	"	1	46 lb.

*Two required on Tractors with breather on dash. *Used only on Tractors without breather on dash. When replacing plug having 7/8" hole with plug having 1/4" hole also install S-185.




Plate No. 2

STARTING CRANK—Continued

S427	Starting crank handle	(Same as 13901)	\$ 0 20	T 520R	1917-23	1	6 oz.
S428	Starting crank handle pin	(Same as 13902)	10	T 521R	"	1	4 oz.
S429	Starting crank handle spring	(Same as 13909)	02	T5911R	"	1	1 oz.
S430	Starting crank spring	Steel	03	F 439	"	1	1 oz.
S431	Starting crank spacer	Steel	05	F1823	"	1	2 oz.
S432	Starting pin	$\frac{1}{2}$ " dia. x $2\frac{1}{2}$ "	10	F1021	"	1	2 oz.

DASH

S441	Dash with lining	Cast iron	11 00	P2266A	1917-22	1	32 lb.
S441B	Dash with lining	Cast iron	12 00	P2266B	1923	1	32 lb.
S452	Dash cotton lining	Cotton	05	F1817	1917-23	2	2 oz.
S453	Dash split rivet	$\frac{1}{8}$ " x $\frac{1}{8}$ " (Order S155)					
S454	Dash cap screw	$\frac{1}{8}$ " x $\frac{1}{2}$ " (Order S155)					

S455	Dash gasket	Vellum	03	F1897	"	2	
------	-------------	--------	----	-------	---	---	--

S456	CLUTCH LEVER BRACKET ASSEMBLY	Cast iron	4 00	F1789	"	1	5 lb.
------	-------------------------------	-----------	------	-------	---	---	-------

S457	Church lever bracket	Cast iron	1 00	F1788	"	1	5 lb.
------	----------------------	-----------	------	-------	---	---	-------

S459	Church lever	Steel	7 75	F1760	"	4	2 lb.
------	--------------	-------	------	-------	---	---	-------

S459B	Church lever pin	Steel	2 00	F1760B	1923	1	2 lb., 12 oz.
-------	------------------	-------	------	--------	------	---	---------------

S461	Church release plate	Brass— $2\frac{1}{8}$ " x $2\frac{1}{8}$ " (Order S75)	9 00	F1759	"	1	15 oz.
------	----------------------	--	------	-------	---	---	--------

S462	Church pedal	Steel	1 80	F1587	"	1	4 lb.
------	--------------	-------	------	-------	---	---	-------

S463	Church pedal cam	Steel	50	F1750	"	1	7 oz.
------	------------------	-------	----	-------	---	---	-------

S464	Church pedal cam retainer	Steel	03	F1752	"	1	1 oz.
------	---------------------------	-------	----	-------	---	---	-------

S465	Church pedal spring	Steel wire	03	F1853	"	1	
------	---------------------	------------	----	-------	---	---	--

STEERING GEAR

S475	STEERING WHEEL ASSEMBLY	Maplewood	2 25	F1747	"	1	5 lb., 7 oz.
------	-------------------------	-----------	------	-------	---	---	--------------

S476	Steering wheel rim	Maplewood	1 00	F1510	"	1	1 lb., 15 oz.
------	--------------------	-----------	------	-------	---	---	---------------

S477	Steering wheel rim screw	Steel	02	F5346	"	4	8 oz.
------	--------------------------	-------	----	-------	---	---	-------

S478	Steering wheel spider	Cast iron	1 20	F1748	"	1	3 lb., 8 oz.
------	-----------------------	-----------	------	-------	---	---	--------------

S479	Steering shaft	Steel	1 00	F1437	"	1	11 oz.
------	----------------	-------	------	-------	---	---	--------

S480	Steering shaft grease cup	(Use 12645)	10	F176	"	1	1 oz.
------	---------------------------	-------------	----	------	---	---	-------

S481	Steering shaft nut	$\frac{1}{2}$ " x 18 thds.	10	F1745	"	1	1 oz.
------	--------------------	----------------------------	----	-------	---	---	-------

S482	Steering sector	Malleable iron	80	F1731	"	1	15 oz.
------	-----------------	----------------	----	-------	---	---	--------

S483	Steering sector pin	$\frac{1}{2}$ " x 1 1/4"	2 00	F1423	"	1	4 lb.
------	---------------------	--------------------------	------	-------	---	---	-------

S484	Steering arm—rear	Steel	70	F1423	"	1	12 oz.
------	-------------------	-------	----	-------	---	---	--------

S485	Steering arm—front	Steel	15	F1635	"	1	6 oz.
------	--------------------	-------	----	-------	---	---	-------

S486	Throttle control handle	Steel	10	F1784	"	1	2 oz.
------	-------------------------	-------	----	-------	---	---	-------

S487	Throttle control lever conn.	Steel	10	F1785	"	1	2 oz.
------	------------------------------	-------	----	-------	---	---	-------

S488	Throttle control rod	Steel	15	F1818AR	1917-21	1	9 oz.
------	----------------------	-------	----	---------	---------	---	-------

S488B	Throttle control rod and cover assembly	Steel	70	F3202	1922-23	2	
-------	---	-------	----	-------	---------	---	--

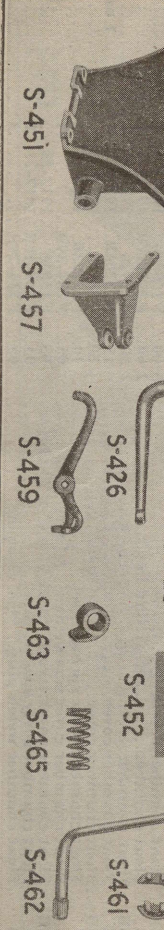
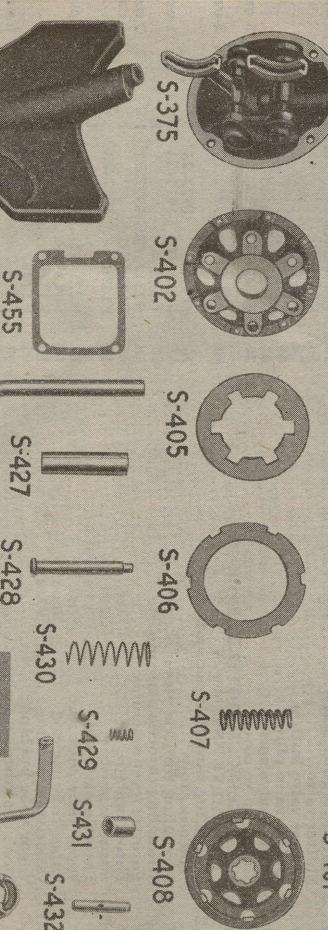
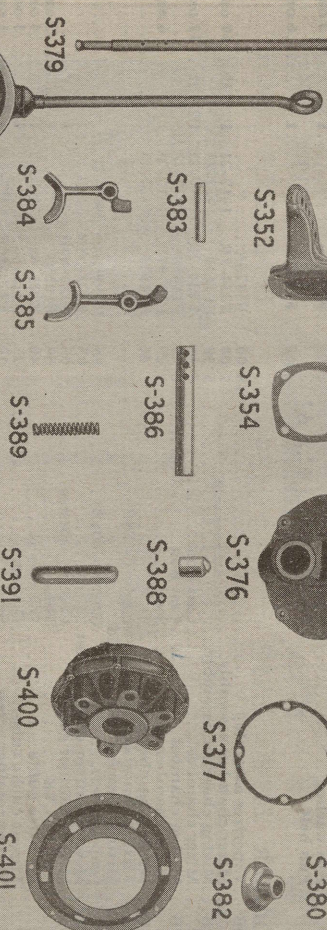


S488C	Throttle control rod assy.	Steel	20	F3201	1922-23	2	
-------	----------------------------	-------	----	-------	---------	---	--

S489	Throttle control rod lever	Steel	15	F1654	1922-23	2	1 oz.
------	----------------------------	-------	----	-------	---------	---	-------

S490	Throttle con. rod lever pin	$\frac{1}{8}$ " x $\frac{3}{4}$ "	01	F3394	1922-23	4	1 lb.
------	-----------------------------	-----------------------------------	----	-------	---------	---	-------

S491	Spark control rod support	Steel	20	F1655	1917-23	1	3 oz.
------	---------------------------	-------	----	-------	---------	---	-------

S492	Spark control rod lever	Steel	05	F1873	"	2	1 oz.
------	-------------------------	-------	----	-------	---	---	-------



*Beginning with Tractor 276, 283.
†Beginning with Tractor 213, 400.

RADIATOR—Continued

S538	Radiator tank cap screw	$\frac{1}{2}$ " x 1" x 28 thds.	F2346	1917-23	16	
S540	Radiator tank cap screw	$\frac{1}{2}$ " x 28 thds. (Order S404)	F 381	"	46	
S541	Radiator core assembly	Brass tube	F1822	"	1	28 lb.
S542	Rad. overflow tube & gland	Steel	F1833	"	1	6 oz.
S543	Radiator strip—rear	Steel	F1534	"	2	10 oz.
S544	Radiator side member	Cast iron	F1530	"	2	5 oz.
S545	Radiator bottom tank	Steel	F1387	"	2	9 lb.
S546	Rad. bottom tank spacer	Steel	F1583	"	1	10 lb.
S547	Rad. bottom tank cap screw	$\frac{1}{2}$ " x 1 1/4" x 13 thds.	F2552	"	1	
S548	Radiator tank gasket	Yellowoid	F1901	"	2	2 oz.
S549	Radiator top tank gasket	Copper asbestos	F1568	"	3	
S550	Rad. bottom tank gasket	Copper asbestos	F1569	"	2	
S551	Radiator fin	Cast iron	F 798	"	1	2 oz.
S552	Radiator header—bottom	Steel	F 800	"	1	1 oz.
S553	Radiator header—top	Steel	F286	"	7	
S554	Radiator tube—small	$\frac{1}{2}$ " x 1 1/4" x 20 thds.	F 801	"	10	
	Rad. conn. bolt	$\frac{1}{2}$ " x 1 1/4" x 20 thds. (Order S208)			3	
	Rad. conn. bolt nut	$\frac{1}{2}$ " x 20 thds. (Order S157)			4	
	Rad. 1/2" lock washer	$\frac{1}{2}$ " std. (Order S186)			4	
	Rad. 1/2" lock washer	$\frac{1}{2}$ " std. (Order S183)			7	

FAN

S575	FAN ASSEMBLY	Assembly	F1846	"	1	6 lb.
S576	Fan shaft	Steel	F1514	"	1	12 oz.
S577	Fan shaft nut	$\frac{3}{8}$ " x 18 thds. (Order S58)	F3277	"	1	
S578	Fan blade retainer	Steel	F2462	"	1	5 oz.
S579	Fan blade assembly	Cast iron	F3379	"	1	2 lb.
S580	Fan pulley	Cast iron	F2564	"	1	
S581	Fan pulley gasket	Yellowoid	F2575	1920-23	1	2 oz.
S582	Fan pulley dust ring	Steel stamping	F3278	1917-23	1	
S583	Fan pulley plug	$\frac{1}{2}$ " pipe plug	F1502	"	1	3 lb.
S584	Fan drive pulley pin	Cast iron	F1575	"	1	5 oz.
S585	Fan drive pulley pin	Steel	F2428	"	1	2 oz.
S586	Fan felt washer	Belt 1 1/2" x 20 thds.	F1515R	1917-20	1	1 oz.
S587	Fan felt washer	$\frac{1}{2}$ " inside dia., 1 1/4" out-side dia.	F1516R	"	1	
S588	Fan ball bearing	Steel	F1527	1917-23	2	4 oz.
S590	Fan washer	Steel	F1496	"	1	2 oz.
S591	Fan belt	Special fabric, 1 1/2" x 1/2" thick	F1467	"	1	5 oz.

VAPORIZER

S600B	Vaporizer assembly	(Old No. 604B)	F1475A	"	18 00	
S601	Mixer chamber assembly	Cast iron	F224-1R	1917-21	1	5 lb., 10 oz.
S601B	Mixing chamber	Cast iron	F14431	1922-23	5	50
S602	Mixer chamber	Cast iron	F234-2R	1917-21	1	3 lb., 11 oz.
S602B	Mixing chamber	Cast iron	F14358	1922-23	3 00	
S603	Mixer chamber cover	Steel	F10797R	1917-21	1	6 oz.
S603B	Mixing chamber cover assy.	(Order S-6281)	F14373	1922-23	40	
S604C	Mixing chamber to manifold cap screw		F15091	1917-23	05	
S606	Mixer chamber cover gasket	Copper asbestos	F221-58R	"	05	
S607	AIR VALVE	Brass	F220-60R	"	05	
S608	Air valve guide	Die casting	F10850	"	50	2 oz.
S609	Throat choke tube	Die casting	F221-64	"	40	4 oz.
S610	Throat retainer screw	Steel	F220-65R	1917-21	10	1 oz.
S611	Shifter valve	Steel	F234-4R	"	50	
S612	Shifter valve button	Steel	F234-9R	"	20	
S613	Shifter valve plunger	Steel	F220-78R	"	05	
S614	Shifter valve spring	Steel	F234-7R	"	03	
S615	Shifter valve cover	Cast iron	F234-8R	"	20	2 oz.
S616	STRANGLING THROTTLE LEVER AND VALVE ASSEMBLY		F234-12R	"	50	3 oz.

AND VALVE ASSEMBLY

S617	Strangling throttle plate	Steel	F14408	1922-23	25	
S618	Strangling throttle plate pin	Brass	F220-93	1917-23	01	1 oz.
S620	Throttle plate	Steel	T6325A	"	01	
S620B	Throttle plate	Steel	F234-11R	1917-21	1	2 oz.
S621	Throttle plate pin	Order S-618	F1204R	1922-23	10	1 oz.
S622	Vapor tube pack nut	Steel	F221-52	1917-23	10	
S623	Vapor tube packing	Brass	F11295R	1917-20	10	1 oz.
S623B	Vapor tube packing	Brass	F14208	1920-23	10	
S623C	Vapor tube bushing	Brass	F14207	1917-23	05	
S624	Floater chamber assembly	Cast iron	F234-75R	1917-21	1	2 lb., 6 oz.
S625	Floater chamber	Cast iron	F15002	1922-23	6 00	
S626	Floater chamber cover	Steel	F234-17R	1917-21	2	1 lb.
S627	Floater chamber cover	Cast iron	F15920	1922-23	2 50	
S628	Floater chamber cover spring	Steel	F12205R	1917-21	15	1 oz.
S629	Floater chamber cover screw	Steel $\frac{1}{4}$ " x $\frac{1}{2}$ " x 32	F15268	1922-23	50	
S629B	Floater chamber cover screw	Steel $\frac{1}{4}$ " x $\frac{1}{2}$ " x 32	F12223R	1917-21	10	
S630	Floater chamber cover spacer	Steel	F234-39R	1922-23	05	
S630	Floater chamber cover plug	Steel	F15224	1922-23	03	
S630	Floater chamber weld plug	Steel stamping	F234-40R	1917-21	05	
S630	Floater chamber weld plug	Steel stamping	F234-29R	1917-21	03	

*Used on old style fans.





Plate No. 4

VAPORIZER—Continued

S631	Float	Copper	\$0	30	F234-43R	1917-21	1	1 oz.	
S632	Float	Brass	10	30	F15277	1922-23	1	1 oz.	
S632B	Float lever and clamp screw	Brass	15	30	F13205	1917-21	1	1 oz.	
S633	Float lever pin	Brass	15	30	F15919	1922-23	1	1 oz.	
S633B	Float valve lever pin	Brass	05	30	F234-46R	1917-21	1	1 oz.	
S634	Float valve	Brass	03	30	F15313	1922-23	1	1 oz.	
S634B	Float valve seat	Brass	40	30	F234-83R	1917-21	1	1 oz.	
S635	Float valve seal	Brass	20	30	F6324A	1922-23	1	1 oz.	
S635B	Float valve seal	Brass	15	30	F234-49R	1917-21	1	1 oz.	
S636	Adjusting needle point and valve assembly	Brass	20	30	F15577	1922-23	1	1 oz.	
S637	Adj needle point spring	Brass	60	30	F234-80	1917-21	1	3 oz.	
S638	Adj needle pushing	Steel	05	30	F234-81R	1917-21	1	1 oz.	
S639	Adj needle point assembly	Steel	15	30	F234-23R	1917-21	1	1 oz.	
S639B	Adj needle head and block assembly	Steel	40	30	F234-56R	1917-21	1	2 oz.	
S640	Adj needle pilot	Brass	45	30	F14914	1922-23	1	1 oz.	
S641	High and to speed nozzle	Brass	40	30	F234-67	1917-23	1	1 oz.	
S642	Nozzle gasket	Copper, asbestos	20	30	F10849R	1917-21	1	1 oz.	
S643	Nozzle plug	Steel	03	30	F220-47R	1917-21	1	1 oz.	
S644	Nozzle plug gasket	Copper, asbestos	15	30	F220-43R	1917-21	1	1 oz.	
S645	Pipe plug $\frac{1}{2}$ "	Brass	03	30	F220-44R	1917-23	1	1 oz.	
S647	Float chamber gasket	Steel (Order S583)	10	30	F16303	1917-23	1	1 oz.	
S648	MANIFOLD & STUD ASSY.	Steel	03	30	F234-27R	1917-21	1	2 lb.	
S648B	Manifold and stud assembly	Steel	7	50	F234-76R	1917-21	1	2 lb.	
S649B	Manifold stud	Steel	6	00	F14434	1922-23	1	1 lb.	
S650	Exhaust outlet and stud	Steel	1	50	F15001	1917-23	1	1 lb.	
S652B	Manifold outlet stud	Brass	1	50	F234-71R	1917-21	1	3 lb., 8 oz.	
S653	Vaporizer to cyl. stud	Brass	10	30	F10929	1917-23	2	1 lb., 6 oz.	
S654	Manifold lock washer	Steel (Use T249)	05	20	F2919	1917-23	4	1 lb., 6 oz.	
S655	Manifold lock washer	Steel	05	20	F78	1917-23	4	1 lb., 6 oz.	
S656	Manifold lock washer	Steel	03	30	F1044	1917-23	4	1 lb., 6 oz.	
S657	Manifold lock washer	Steel	02	30	F1621	1917-23	4	1 lb., 6 oz.	
S658	Manifold lock washer	Copper, asbestos	03	30	F1043	1917-23	6	1 lb., 6 oz.	
ASSEMBLY									
S659	Shunt valve lever stud	Steel	90	30	F234-73R	1917-21	1	8 oz.	
S660	Shunt valve lever stud nut	Brass	10	30	F10837R	1917-21	1	1 lb., 6 oz.	
S661	Shunt valve lever shims	Steel	15	30	F10838R	1917-21	1	1 lb., 6 oz.	
S662	EXHAUST SHUNT VALVE ASSEMBLY	Steel	03	30	F234-52R	1917-23	2	1 lb., 6 oz.	
S662B	Shunt valve and pilot assy.	Steel	50	30	F234-74R	1917-21	1	1 lb., 6 oz.	
S663	Exhaust tube assembly	Steel	45	30	F14435	1922-23	1	1 lb., 6 oz.	
S664	Exhaust tube flange	Mail iron	1	50	F2201	1917-21	1	1 lb., 6 oz.	
S665	Exhaust tube	Steel, 2" dia.	30	30	F2200	1917-21	1	1 lb., 6 oz.	
S666	Exhaust tube bracket	Steel	1	00	F1987	1917-23	1	1 lb., 6 oz.	
S666B	Exhaust tube bracket cap screw	Steel, $\frac{1}{2}$ " x 1" x 28 thds. (Order S583)	10	30	F1996	1917-23	1	1 lb., 6 oz.	
S667	Exhaust tube bracket cap screw nut	Steel, $\frac{3}{8}$ " x 28 thds.	01	30	T1943	1917-23	2	1 lb., 6 oz.	
S667B	Lock washer	Steel	03	30	T44	1917-23	2	1 lb., 6 oz.	
S676	Vapor tube complete	Steel	05	30	T1599	1917-21	2	1 lb., 6 oz.	
S676B	Vapor tube complete	Steel	1	25	F234-61R	1917-21	1	1 lb., 6 oz.	
S676C	Vapor tube	Steel	1	25	F14210R	1922-23	1	1 lb., 6 oz.	
S677	Fuel inlet elbow	Brass (Same as T6055)	1	00	F14368	1917-23	1	1 lb., 6 oz.	
S679	Fuel inlet elbow pack nut	Steel (Order S163)	15	30	F14359	1917-23	2	1 lb., 6 oz.	
S679B	Gas shut-off cock pack nut	Brass	20	30	F1935R	1917-23	2	1 lb., 6 oz.	
S681	Mixing chamber plug	Steel (Order S163)	05	30	T6384	1917-23	1	1 lb., 6 oz.	
S682	Throat retaining screw	Steel	03	30	F10924	1917-23	1	1 lb., 6 oz.	
S683	Shunt valve latch	Mail Iron	20	30	F14335	1917-23	1	1 lb., 6 oz.	
S684	Throttle plate screw	Brass	01	30	F14366	1917-23	1	1 lb., 6 oz.	
S685	Shunt valve latch pin	Steel	05	30	F14376	1917-23	1	1 lb., 6 oz.	
S686	Adj. needle nut	Steel	20	30	F16166	1917-23	1	1 lb., 6 oz.	
S687	Float chamber throat screw	Brass	03	30	F14420	1917-23	1	1 lb., 6 oz.	
S688	Manifold outlet and stud assembly	Steel	1	00	F14436	1917-23	1	1 lb., 6 oz.	
S689	Float chamber throat	Brass	15	30	F14605	1917-23	1	1 lb., 6 oz.	
S690	Float chamber cap screw	Brass	13	30	F15092	1917-23	1	1 lb., 6 oz.	
S691	Mixing chamber governor	Steel	05	30	F15563	1922-23	1	1 lb., 6 oz.	
S692	Mixing chamber governor	Steel	03	30	F15737	1922-23	1	1 lb., 6 oz.	
S693	Mixing chamber governor	Steel	02	30	F15738	1922-23	1	1 lb., 6 oz.	
S694	Adj. needle gasket	Steel	01	30	F234-26	1917-23	1	1 lb., 6 oz.	
S695	Throttle stop lever plate	Brass	10	30	F14422	1922-23	1	1 lb., 6 oz.	
S696	Throttle stop lever rod	Steel	20	30	F14367	1917-23	1	1 lb., 6 oz.	
S697	Throttle stop lever and rod assembly	Steel	01	30	F14423	1917-23	1	1 lb., 6 oz.	
S698	Throttle stop lever plate and rod assembly	Steel	40	30	F14425	1922-23	1	1 lb., 6 oz.	
S699	Throttle stop lever plate stud	Steel	05	30	F14435	1922-23	1	1 lb., 6 oz.	



AIR WASHER ASSEMBLY

S700	Air washer bowl	Assembly	14 00	F1994	1917-23	1	50 lb.
S701	Air washer cover	Cast iron	7 00	F1879	"	1	30 lb.
S702	Air washer cover gasket	Cast iron	2 00	F1880	"	1	9 lb.
S703	Air washer drain plate	Vellumoid or cork	10	F2196	"	1	1 lb.
S704	Air washer tube	Brass	35	F2546	"	1	8 oz.
S705	Air washer tube flange	Die casting (Ord. S254)	1 00	F1883	"	2	2 lb.
S706	Air washer tube gasket	Cast iron	1 00	F1885	"	1	12 oz.
S707	Air washer tube flange gasket	Copper, asbestos	03	F2030	"	1	2 lb.
S708	Air washer tube flange gasket	Vellumoid	25	F1882R	1917-21	1	3 oz.
S709	Air washer tube—small	Sheet iron	20	F3396	1922-23	1	4 oz.
S710	Air washer tube—large	Sheet iron	25	F1881	1917-23	1	4 oz.
S711	Air washer tube felt collar	Felt	05	F2010	"	2	4 oz.
S712	Air washer cover cap	Screw	1/2" x 1" x 28 thds.			2	
S713	Air washer cover cap screw	Screw	1/2" x 1" x 28 thds.			4	
S714	Air washer flange cap screw	Nut	1/2" x 28 thds. (Order S404)	05	F 608	2	4
S715	Air washer bowl cap screw	Nut	1/2" x 1 1/4" x 13 thds.			2	
S716	Air washer bowl cap screw	Nut	1/2" x 1 1/4" x 13 thds.			2	
S717	Air washer float assembly	Assembly	1 50	F2177	"	1	1 lb., 3 oz.

SPARK COIL

S725	COIL		10 00	F2012	"	1	14 lb.
S726	Coil box with cover		3 00	F2360	"	1	4 lb.
S727	Coil box cover	Old style (Use T5004)	30	T7910	1917-18	1	11 oz.
S728	Coil box cover	New style	70	F2355	1919-23	1	11 oz.
S729	Coil box terminal sleeve	Forcelain	05	F1914	1917-23	4	1 oz.
S730	Coil switch assembly (Same as T5010)		75	T5873	1917-18	1	5 oz.
S731	Coil switch lever (Same as T5006)		05	T5815A	"	1	2 lb.
S732	Coil unit (Same as T5007)		1 60	T5845	1917-23	4	1 oz.
S733	Coil vibrator bridge with contract point (Same as T5009)		10	T6702	"	4	1 oz.
S734	Coil vibrator armature with contract point (Same as T5008)		10	T6797	"	4	1 oz.
S735	Coil box support—R. H.	Malleable iron	25	F1954	"	1	12 oz.
S736	Coil box support—L. H.	Malleable iron	25	F1955	"	1	12 oz.
S737	Coil box stud		05	F2921	"	4	12 oz.
S738	Coil box stud nut		03	F2922	"	4	12 oz.
S739	Coil box cap screw nut	Order S714	02	F 564	"	4	4

WIRING

S750	Spark plug wire		10	F1210	"	2	1 oz.
S751	Spark plug wire Nos. 3 & 4		10	F1212	"	2	1 oz.
S752	Magneto to coil wire	Stranded wire	55	F1214	"	1	3 oz.
S753	Commutator wire assembly	4-way cable	03	F2108	"	1	1 oz.
S754	Commutator cable support	Steel					

SEAT

S775	SEAT	Steel	1 00	F1743	"	1	5 lb.
S776	Seat spring	Steel	1 20	F1633	"	1	10 lb.
S777	Seat spring bolt and nut	1/2" x 1 1/4" x 13	05	F2461	"	1	2 oz.
S779	Seat spring bolt lock washer	3/4" x 1 1/2" x 10	10	F1746	"	1	5 oz.
S780	Seat spring cap screw lock washer	3/4" std.	02	F2191	"	1	1 oz.


FOOT BRACKET

S796	FOOT BRACKET	Cast iron	1 00	F1749	"	1	4 lb.
S791	Foot bracket gasket	Paper	03	F1900	"	1	1 lb.
S791	Foot bracket cap screw	1/2" x 1 1/4" x 13 thds. (Order S182)	1 00	F1984	"	1	6

TOOLS

S800	Tool box assembly		1 25	F1870	"	1	3 lb.
S802	Tool box cap screw	1/2" x 1 1/4" x 13 thds. (Order S243)	03	F1583	"	2	10 oz.
S803	Pliers		25	T1903	"	1	1 lb., 8 oz.
S804	Wescott wrench	8" Keystone	1 00	F1984	"	1	1 lb., 8 oz.
S806	Combination spark plug & crankcase spark wrench (Same as T2383)		40	T5893	"	1	4 oz.
S807	Wrench for 1/4" and 1/2" nut	Steel	20	F2095	"	1	5 oz.
S808	Wrench for 1/2" cap screw	Steel	60	F2372	"	1	4 oz.
S809	Rear wheel wrench	Steel	50	F2366	"	1	2 lb.
S810	Rear wheel cap	Steel	75	F2097	"	1	2 lb., 6 oz.
S811	Front hub cap wrench	Steel	1 00	F2197	"	1	35R31
S812	Valve seating cutter	Steel	1 25	35R31	"	1	
S813	Valve seating cutter	Steel	1 25	35R31	"	1	

†Used on Tractors without breather on dash.
 ††Used with Tractors having breather on dash.
 ‡Used on Tractors up to No. 31807.
 ‡‡Used with Tractors having breather on dash.



BELT PULLEY ATTACHMENT

Part No.	Name	Specifications	List	Factory No.	Year	Unit	Weight
S900	BELT PULLEY ATTACHMENT COMPLETE		\$23.00	P2451	1917-23		
S901	Pulley drive gear (and shaft)		9.00	F1389			
S902	Pulley drive housing		3.50	F2429			
S903	Drive pulley assembly		6.00	F3130			
S904	Drive pulley bushing		9.00	F3131			
S905	Drive pulley felt retainer		0.50	F3128			
S906	Drive pulley felt washer		1.00	F3127			
S907	Pulley drive gear nut	(Order S68)					
S908	Pulley drive gear washer	(Order S67)					
S909	Pulley drive gear bearing—outside	(Order S350)					
S910	Pulley drive gear bearing—inside	(Order S108)					

EXTENSION RIM

Part No.	Name	Specifications	List	Factory No.	Year	Unit	Weight
S910	EXTENSION RIM ASSEMBLY COMPLETE with bolts, nuts, washers and spacers for attaching		15.00	F2448, 1917-23		2	90 lb.
S911	Extension rim cleat	Steel	3.00	F2512		10	per rim
S912	Extension rim bolt	$\frac{1}{2}$ " x $1\frac{1}{2}$ " x 20 thd.	0.30	F1833		14	per rim
S913	Extension rim bolt nut	$\frac{1}{2}$ " x 20 thd.	0.30	F1833		14	per rim
S914	Extension rim bolt lock washer	$\frac{1}{2}$ " x 20 thd.	0.30	F2513		14	per rim
S915	Extension rim spacer nut	$\frac{1}{2}$ " std.	0.30	F2513		14	per rim
S916	Extension rim cleat rivet	$\frac{3}{8}$ " x $1\frac{1}{2}$ " std.	0.20	F 634		20	per rim

TRACTOR COVER

S920	Tractor cover	Canvas	6.00	F2187, 1917-23		1	6 lb., 8 oz.
------	---------------	--------	------	----------------	--	---	--------------

GROUSER

S925	Grouser		5.00	F2297		28	
S926	Grouser bolt		0.50	F2995		84	
S927	Grouser bolt nut		0.20	F2996		84	

FENDER

S931	Fender—right		20.00	F3000		1	
S932	Fender—left		20.00	F3001		1	
S933	Fender iron—right	Steel	2.00	F3024		1	
S934	Fender iron—left	Steel	2.00	F3025		1	
S935	Fender iron to dash bolt— $\frac{1}{2}$ "—20 threads		0.50	F3032		2	
S936	Fender iron to dash bolt— $\frac{1}{2}$ "—20 threads	(Order S908)				4	
S937	Fender iron to dash bolt nut	(Order S157)				6	
S938	Fender washer		0.10	T15636		6	
S939	Fender axle bracket	Malleable iron	2.50	F3015		2	
S940	Fender axle bracket clamp	Steel— $\frac{3}{4}$ "—16 thds.	5.00	F3018		2	
S941	Fender axle bracket clamp nut		0.50	TT327		4	
S942	Fender step bolt		1.25	F3027		1	
S943B	Fender step to rear support bolt		0.20	T15510		2	
S944	Fender step bolt nut		0.30	T340		4	
S945	Fender step bolt lock washer		0.10	T17254		6	
S946	Fender rear support		2.50	F3020		1	
S949	Fender rear support bolt—long		0.50	F3029		8	
S950	Fender rear support bolt—short		0.10	T1897		4	
S951	Fender rear support bolt nut	(Order S157)	0.20	T14		12	
S952	Fender rear support bolt lock washer	(Order S945)				12	
S961	Fender adapter	Malleable iron	3.00	F2976R		1	
S962	Fender adapter cap screw—short		0.50	F582		4	
S963	Fender adapter cap screw—long	(Order S208)				2	
S964	Fender adapter cap screw washer	(Order S938)				6	
S965	Fender adapter bolt nut	(Order S935)				6	
S966	Fender adapter bolt lock washer	(Order S157)				6	

COTTER PINS

Name	Price	Factory No
*1" x $\frac{3}{8}$ " cotter pin	\$0.05 per doz.	T7992
*1" x $\frac{1}{2}$ " cotter pin	0.50	T 544
*1" x $\frac{3}{4}$ " cotter pin	0.50	T 753
*1" x 1" cotter pin	0.50	T 421
*1" x 1" cotter pin	0.50	F1834
*1" x 1" cotter pin	0.50	T 614
*1" x 1" cotter pin	0.50	T 82
*1" x 1" cotter pin	0.50	T1328
*1" x 1" cotter pin	0.50	F1592
*1" x 1" cotter pin	0.50	F1671
*1" x 1" cotter pin	0.50	F1593
*1" x 1" cotter pin (See S935)	1.00	F2475

*\$0.25 per gross—\$0.75 per thousand. †Used when installing fenders on Tractors without breather on dash.

